

COPPER SOLUTIONS



SECTION A CONTENTS

COPPER SYSTEMS

- A1 eXtreme® CAT 6A UTP System
- A3 eXtreme 6+ CAT 6 UTP System
- A5 GigaMax® 5e+ CAT 5e UTP System
- A6 Shielded Connectivity Systems

WORK AREA

- A7 Introduction
- A9 QuickPort® UTP Connectors
- A11 QuickPort UTP & USOC Connectors & Connector Adapter Bezels
- A12 QuickPort Shielded Connectors
- A13 A/V Connectors & Adapters
- A17 Multimedia Outlet System
- A19 QuickPort Wallplates
- A22 QuickPort Decora® Inserts & Floor Box Assemblies
- A23 QuickPort Surface-Mount Boxes
- A24 QuickPort Modular Furniture Products
- A25 DuraPort® Industrial Connectivity
- A27 The Acenti® Collection
- A29 86mm x 86mm Int'l Wallplates & Inserts
- A31 Telephone & Video Wallplates & Inserts
- A35 Decora Wallplates
- A36 Duplex & Round-Opening Wallplates

PATCH PANELS

- A37 Introduction
- A38 Selection Guide
- A39 Flat C1 Ultra Composite
- A40 Flat Metal 110-Style
- A41 Flat Metal QuickPort
- A42 Recessed-Flat
- A43 Angled
- A44 Recessed-Angled
- A45 VertiGO® Zero-U
- A46 Telco Data & Voice Grade & Labeling Solutions

CROSS CONNECT

- A47 Introduction
- A48 CAT 6A & 6 110-Style Wiring Products
- A49 CAT 5e 110-Style Wiring Products
- A51 110-Style Wiring Cable Management
- A52 66 Blocks & Accessories

CABLE ASSEMBLIES

- A53 Introduction
- A54 SFP+ 10G Passive Assemblies
- A55 Secure RJ System
- A57 Patch Cords
- A59 Pre-Terminated Trunks

UTP SECURITY

- A61 Introduction
- A62 Configurations
- A63 Video Transceivers & Receivers
- A64 Video, Power & Data Transceivers

ZONE ENCLOSURES

- A65 Introduction
- A66 Zone Enclosures

CABLE MANAGEMENT

- A67 Introduction
- A68 Versi-Duct® Vertical & Horizontal Management
- A71 Rear & Horizontal Cable Managers
- A73 Blank Inserts & Transitional Covers
- A74 Rings & Brackets
- A75 VELCRO® Brand Fasteners

COPPER TOOLS

- A77 Introduction
- A78 Punchdown & Termination
- A79 WorkArea Labeling Solutions & Field Test/Termination



eXtreme® 6A CAT 6A UTP System

The eXtreme 6A CAT 6A UTP System delivers exceptional electrical performance and superior flexibility to meet 10GBASE-T Ethernet requirements in any environment. Component-rated connectors, patch panels, and cords support applications from computer clusters to server rows and high-resolution video in data center, financial, health care, government, or other demanding applications. Best of all, Leviton offers a lifetime product and performance warranty on certified CAT 6A installations.

- Independently verified and guaranteed by Intertek (ETL) to exceed TIA-568-C.2 component, permanent link, and channel margins, and IEEE 10GBASE-T (802.3an) requirements, as well as the ISO/IEC 11801 2nd Ed. Class E_A standard
- Guaranteed permanent link electrical performance at distances as short as 10 feet, with approved cable
- Triple-stage compensation with multiple patent-pending design features enhances permanent link and channel margin performance and augments alien crosstalk (AXT) suppression
- AXT field testing not required
- Backward compatible with CAT 6 and 5e systems, and 1000BASE-T applications
- Provides a seamless migration path to 10GBASE-T performance to maximize return on investment

EXTREME 6A CAT 6A QUICKPORT® CONNECTORS (see page A9)

All eXtreme 6A connectors deliver ease-of-use and superior performance:

- Patented dual-layer T568A/B label with larger wiring diagrams
- Patented Cone of Silence® helps suppress AXT
- Pair Separation Towers ease conductor separation
- Patented Retention Force Technology (RFT) protects against damage from four- or six-pin plugs

eXtreme 6A component-rated UTP connectors add several exclusive performance-enhancing features:

- Exceed all TIA-568-C.2 component requirements
- Metalized body helps suppress AXT
- Patent-pending triple-stage compensation enhances margin performance and augments AXT suppression
- Conductor retention feature holds wires during termination

EXTREME® 6A CAT 6A PATCH PANELS (see pages A39-A45)

- Exceed all TIA-568-C.2 component requirements
- Inline IDC fields are consistent with 110-style panel designs
- Separated blocks provide room to work with larger CAT 6A cables and help to identify first pair position
- Patent-pending isolation gap on circuit board minimizes alien crosstalk (AXT) between ports
- Conductor retention feature keeps pairs in place during termination
- Pair Separation Towers facilitate separation of conductors
- CAT 6A-compatible QuickPort® modular patch panels are available in standard metal or new C1 Ultra composite construction
- Standard metal panels support density up to 48 ports in 1RU

EXTREME 6A CAT 6A PATCH CORDS (see page A57)

- Exceed all TIA-568-C.2 component requirements
- FTP construction provides excellent AXT suppression
- Strain relief boot ensures long-term network performance
- SlimLine plug profile reduces congestion in higher density applications
- Snagless design prevents tab breakage during moves, adds, and changes
- Stranded 26-gauge construction provides maximum flexibility

EXTREME 6A CAT 6A 110-STYLE WIRING BLOCK KIT (see page A48)

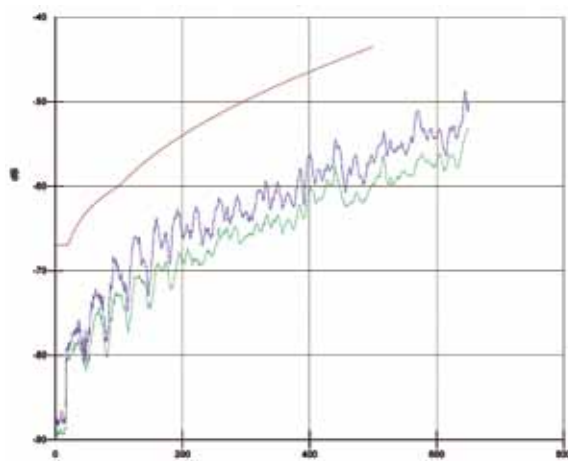
- Supports high-frequency data signals up to 500 MHz
- Can be used as a consolidation point (CP) in a TIA-defined 90-meter permanent link

EXTREME 6A CAT 6A UTP SYSTEM	
DESCRIPTION	PART NO.
eXtreme CAT 6A Channel-Rated Connector	6110G-R*6
eXtreme CAT 6A Component-Rated Connector	6A10G-R*6
C1 Ultra Composite QuickPort Panel	C1255-H48
eXtreme CAT 6A Flat 110-Style Patch Panel	6A586-U**
eXtreme CAT 6A Angled 110-Style Patch Panel	6A587-U**
SlimLine CAT 6A Patch Cord	6AS10-xx*
eXtreme CAT 6A 110-Style Wiring Block Kit, w/ legs, 64-pair	41D6A-1F4

Connectors: * = Color: available in 14 colors. See page A9.
 Patch Panels: ** = Port Density (12), (24), (48), (96). See pages A40, A41, and A43.
 Patch Cords: Available in six lengths (xx) and eight colors (*). See page A57.
 See pages A39-A45 for our wide selection of QuickPort patch panels.

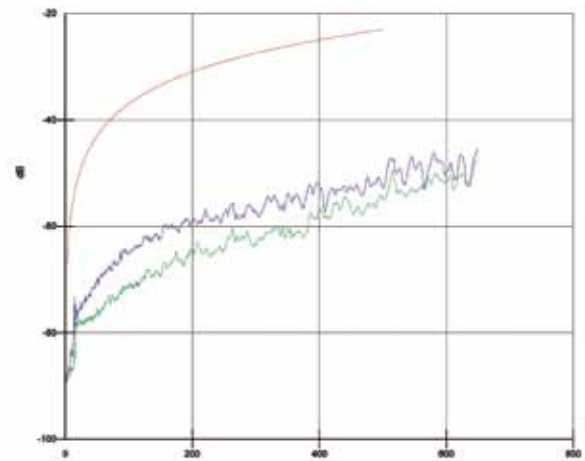
CAT 6A INDEPENDENT 3RD PARTY (ETL) TEST RESULTS
 AXT Short Channel (30 ft.) Performance

PSANEXT | Power Sum Alien Near End Crosstalk



Frequency (MHz): Red = TIA Limit Line, Blue = Worst Case, Green = Average

PSAACRF | Power Sum Alien Attenuation to Crosstalk Ratio — Far End



Frequency (MHz): Red = TIA Limit Line, Blue = Worst Case, Green = Average



eXtreme® 6+ CAT 6 UTP System

Choose eXtreme 6+ for craft-friendly installation and outstanding CAT 6 performance. Exceptional headroom above CAT 6 requirements provides no-risk performance for a variety of critical applications.

- Independently verified to exceed TIA-568-C.2 CAT 6 requirements for channel and component-level performance and ISO/IEC 11801 2nd Ed. Class E requirements
- Optimized for maximum throughput and a zero-bit error rate for reliable transmission
- Guaranteed channel margin with approved cable

EXTREME 6+ CAT 6 QUICKPORT® CONNECTORS (see page A10)

- Patented Retention Force Technology protects tines from damage from 4- or 6-pin plugs
- Pair Separation Tower design facilitates separation of conductors
- Patented dual-layer wiring label simplifies punchdown and reduces rework
- Increased wire retention reduces tine contact failure caused by cable stress and fatigue
- Gas-tight connection at the IDC prevents corrosion
- 110-style rear termination field for easy termination when installed in a wallplate or panel
- Available in QuickPack® or eco-friendly GreenPack® bulk packs

EXTREME 6+ CAT 6 PATCH PANELS (see pages A39-A45)

- Patented Retention Force Technology protects tines from damage from 4- or 6-pin plugs
- Universal T568A and T568B wiring cards for 110-style IDC terminations
- TIA-606 compliant labeling for easy port identification
- Numerous 110-style, QuickPort, and C1 Ultra composite flat and angled options to meet any application needs

EXTREME 6+ CAT 6 PATCH CORDS (see page A58)

- Component-rated for optimal channel performance
- Stranded 24-gauge wire ensures sufficient flex life and long-term integrity
- Standard booted and SlimLine plug options
- SlimLine profile reduces congestion in higher density applications
- Snagless boot design prevents tab breakage during moves, adds, and changes
- Strain relief boot ensures long-term network performance



EXTREME® 6+ CAT 6 110-STYLE WIRING BLOCK (see page A48)

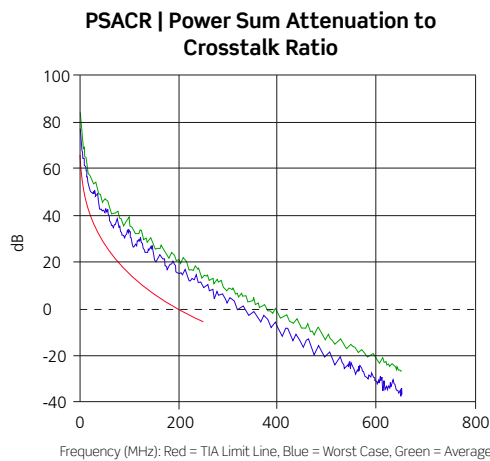
- 96- and 288-pair wall-mount options
- 96-, 192-, and 288-pair rack-mount options
- Can be used as a consolidation point (CP)

EXTREME 6+ CAT 6 UTP SYSTEM	
DESCRIPTION	PART NO.
eXtreme 6+ CAT 6 QuickPort Connector	61110-R*6
C1 Ultra Composite 110-Style Patch Panel	C1686-U48
eXtreme 6+ CAT 6 Flat 110-Style Patch Panel	69586-U**
eXtreme 6+ CAT 6 Angled 110-Style Patch Panel	69587-U**
eXtreme 6+ CAT 6 Recessed-Angled 110-Style Patch Panel	6W587-U48
SlimLine CAT 6 Patch Cord	6D460-xx*
Standard CAT 6 Patch Cord	62460-xx*
eXtreme 6+ CAT 6 Wiring Block Kit	41††6-†F4

Connectors: * = Color: Available in 14 colors. See page A10.
 Patch Panels: ** = Port Density (12), (24), (48), (96). See pages A40 and A43.
 Patch Cords: Available in six lengths (xx) and seven colors (*). See page A58.
 Wiring Block Kit: †† = With legs (AB), without legs (NB), rack-mount (DR).
 † = Pair Count: 96 (1), 192 (2), 288 (3). See page A48.

See pages A39-A45 for our wide selection of QuickPort patch panels.

CAT 6 INDEPENDENT 3RD PARTY (ETL) TEST RESULTS
 4-Connector, 100-Meter Performance





GigaMax® 5e+ & 5e CAT 5e UTP System

- Guaranteed to exceed TIA-568-C.2 and ISO/IEC 11801 2nd Ed. Class D CAT 5e requirements for channel and component level performance
- Guaranteed channel performance with approved cables

QUICKPORT® GIGAMAX 5E+ & 5E CAT 5E UTP CONNECTORS (see page A10)

Leviton offers two CAT 5e connectors, the GigaMax 5e+ and GigaMax 5e. Both provide 1000BASE-T performance for high-bandwidth applications. Connectors are available individually or in QuickPack® or eco-friendly GreenPack® bulk packs. GigaMax CAT 5e+ connectors include exclusive performance-enhancing features:

- Component-rated for optimal channel performance
- Patented Retention Force Technology protects tines from damage from 4- or 6-pin plugs
- Pair Separation Towers facilitate quick, effective termination
- Patented dual-layer wiring label simplifies punchdown and reduces rework

GIGAMAX 5E+ CAT 5E PATCH PANELS (see pages A39-A45)

- Patented Retention Force Technology protects tines from damage from 4- or 6-pin plugs
- Universal T568A and T568B wiring cards for 110-style IDC terminations
- TIA-606 compliant labeling for easy port identification
- Numerous models to meet any application needs

GIGAMAX 5E CAT 5E PATCH CORDS (see page A58)

- Component-rated for optimal channel performance
- Stranded 24-gauge wire ensures sufficient flex life and long-term integrity
- Standard booted and congestion-reducing SlimLine plug options
- Snagless boot design prevents tab breakage during moves, adds, and changes
- Strain relief boot ensures long-term network performance

GIGAMAX 5E+ & 5E CAT 5E UTP SYSTEM

DESCRIPTION	PART NO.
QuickPort GigaMax 5e+ CAT 5e Connector	5G110-R*5
QuickPort GigaMax 5e CAT 5e Connector	5G108-R*5
C1 Ultra Composite Flat 110-Style Patch Panel, 48-port, 2RU	C1586-U48
GigaMax 5e+ CAT 5e Flat 110-Style Patch Panel	5G596-U**
GigaMax 5e+ CAT 5e Angled 110-Style Patch Panel	5G597-U**
SlimLine CAT 5e Patch Cord	5D460-xx*
Standard CAT 5e Patch Cord	5G460-xx*

Connectors: * = Color: Available in 14 colors. See page A10.
Patch Panels: ** = Port Density (12), (24), (48), (96). See page A40 and A43.
Patch Cords: Available in six lengths (xx) and seven colors (*). See page A58.

See pages A39-A45 for our wide selection of QuickPort patch panels.
See pages A49-A50 for our broad selection of CAT 5e 110-style wiring blocks and accessories.



Shielded CAT 6A/6/5e Systems

- Each system independently tested and verified to meet TIA-568-C.2 channel requirements
- Offers a high level of security for networks in government, health care, financial, gaming, and other sensitive environments
- Superior protection from electromagnetic interference (EMI) and radio frequency interference (RFI)
- Compatible with F/UTP, U/FTP, and other common shielded cable types

SHIELDED CAT 6A/6/5E CONNECTORS (see page A12)

- Robust die-cast housing
- Unique design requires no punchdown tool
- 270° hinge for easy access and termination
- CAT 6A connectors meet TIA-568-C.2 channel requirements

SHIELDED PATCH PANELS (see pages A41 & A43)

- Meet TIA-568-C.2 and FCC part 68 requirements
- Stainless steel “comb” maintains consistent ground path between connector and panel
- 24-port 1RU and 48-port 2RU flat and angled profiles
- Accept all QuickPort® Connectors

SHIELDED CAT 6A/6/5E PATCH CORDS (see pages A57-A58)

- Cable construction provides data security and EMI/RFI protection
- Stranded conductors provide longer flex life
- Snagless boot design prevents tab breakage during moves, adds, and changes
- Strain relief boot ensures long-term network performance

SHIELDED CONNECTIVITY SYSTEMS

DESCRIPTION	PART NO.
Shielded CAT 6A Connector	6S10G-S6A
Shielded CAT 6 Connector	6S180-SH6
Shielded CAT 5e Connector	5S180-SH5
Shielded Flat QuickPort Patch Panel	4S255-S**
Shielded Angled QuickPort Patch Panel	4S256-S**
Shielded SlimLine CAT 6A Patch Cord	6AS10-xx*
Shielded CAT 6 Patch Cord (Grey)	6S460-xxS
Shielded CAT 5e Patch Cord (Grey)	5S460-xxS

Patch Panels: ** = Port Density (24), (48). See pages A41 and A43.

Patch Cords: Available in six lengths (xx) and eight colors (*). See pages A57-A58.

WORK AREA



FEATURED PRODUCTS

- New** Connector Adapter Bezels **A11**
- New** HDMI Feedthrough Connectors **A14**
- New** 86 mm x 86 mm Inserts **A30**

Deliver voice, data, audio, and video to the desk, the conference table, the classroom, or the lab with Leviton's work area products. Solutions include QuickPort® category-rated and A/V connectors, wallplates, surface-mount boxes, and the front-loading Multimedia Outlet System (MOS), as well as standard telephone and video wallplates, all color-matched to Leviton's lighting control and electrical products.



CONE OF SILENCE®

The patented Cone of Silence (CoS) is a highly engineered connector cap, constructed with an advanced polymer material that surrounds the rear of the connector for superior alien crosstalk (AXT) suppression in CAT 6A connectors. After terminating the connector, simply slip the CoS onto the cable, slide it up, and snap it into place over the connector, with no increase in labor time.

COPPER

work area



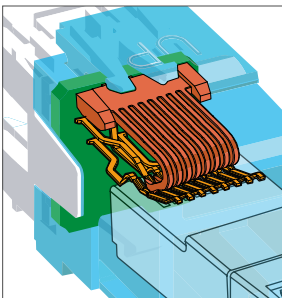
PAIR SEPARATION TOWERS

Separating wire pairs properly for punchdown can be a painstaking procedure. Leviton's Pair Separation Tower technology makes the process effortless. Included in all eXtreme® 6A, eXtreme 6+, and GigaMax® 5e+ connectors, the towers make termination quick and easy by physically separating each wire pair with a small, pointed tower.



DUAL-LAYER CONNECTOR LABELS

Work area installations are complicated enough. Leviton's patented connector wiring-scheme labels make field termination faster and easier. Instead of a single, heavily detailed schematic, our labels now feature easy-to-read, double-layer diagrams. The top layer shows the T568B configuration for commercial installations. Peel back the easy-lift label to access the residential T568A schematic. No more eyestrain or mistakes from misreading.



RETENTION FORCE TECHNOLOGY (RFT)

Leviton's patented Retention Force Technology, found in all CAT 6A, 6+, and 5e+ connectors, as well as in CAT 6 and 5e 110-style panels, provides unequalled durability and reliability for demanding applications. Its key feature, the polymer spring, supports tines and increases their resilience. Even when 4- or 6-pin plugs are inserted, the spring returns tines to their pre-stress positions and protects against damage, saving on costly repairs.

New

COPPER
work area



Front



Rear



Cone of Silence® installed

A

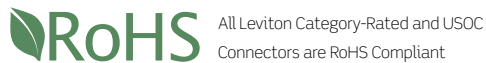
QUICKPORT CAT 6A UTP CONNECTORS

eXtreme® CAT 6A connectors include several features that deliver ease-of-use and superior performance:

- TIA-568-C.2 performance up to 500 MHz to support 10GBASE-T networks
- Independently tested and verified by Intertek (ETL) to meet all TIA permanent link and channel requirements
- Patented dual-layer T568A/B label with larger wiring diagrams
- Patented Cone of Silence® helps suppress alien crosstalk (AXT)
- Patented Retention Force Technology (RFT) protects against damage from 4- or 6-pin plugs
- Pair Separation Towers ease conductor separation
- Backward compatible with CAT 6 and 5e systems, and 1000BASE-T applications

eXtreme CAT 6A component-rated UTP connectors include all the above, plus several exclusive performance-enhancing features:

- Guaranteed to surpass TIA-defined “6-around-1” AXT testing parameters
- Metalized body helps suppress AXT
- Triple-stage compensation, with multiple patent-pending design features, enhances margin performance and augments AXT suppression
- Conductor retention feature holds wires during termination



QUICKPORT CAT 6A UTP CONNECTORS	
DESCRIPTION	PART NO.
eXtreme CAT 6A Channel-Rated Connector	6110G-R*6
[A] eXtreme CAT 6A Component-Rated Connector	6A10G-R*6

* = Colors: Choose from any of the colors below.



SPOTLIGHT High-Frequency Performance



TIA-568-C.2 defines CAT 6A performance up to 500 MHz, twice the performance of CAT 6 (250 MHz). However, with this higher frequency comes significant electrical performance challenges. To counter these and enhance permanent link and channel performance, Leviton has designed and engineered a CAT 6A connector with patent-pending, triple-stage compensation. An advanced rigid circuit board design, engineered tine geometry, and a flexible circuit provide compensation to minimize the adverse effects of critical TIA performance parameters, including near end crosstalk (NEXT), return loss (RL), and alien crosstalk (AXT).



COPPER
work area

QUICKPORT CAT 6 UTP CONNECTORS

eXtreme® 6+ connectors include several features that deliver ease-of-use and superior performance:

- Patented Retention Force Technology (RFT) protects tines from damage from 4- or 6-pin plugs
- Pair Separation Tower design facilitates separation of conductors
- Patented dual-layer wiring label simplifies punchdown and reduces rework
- Increased wire retention reduces tine contact failure caused by cable stress and fatigue
- Gas-tight connection at the IDC prevents corrosion
- 110-style rear termination field for easy termination when installed in a wallplate or panel

QUICKPORT CAT 5E UTP CONNECTORS

Leviton offers two CAT 5e connectors, the GigaMax® 5e+ and 5e. Both provide 1000BASE-T performance for high-bandwidth applications.

GigaMax CAT 5e+ connectors include exclusive performance-enhancing features:

- Component-rated for optimal channel performance
- RFT protects tines from damage from 4- or 6-pin plugs
- Pair Separation Towers facilitate quick, effective termination
- Patented dual-layer wiring label simplifies punchdown and reduces rework

RoHS All Leviton Category-Rated and USOC Connectors are RoHS Compliant

QUICKPORT CAT 6/5e+/5e UTP CONNECTORS			
DESCRIPTION	PART NO.	QUICKPACK 25/BAG	GREENPACK 24/PACK
[A] eXtreme 6+ CAT 6 Connector	61110-R*6	61110-B*6	61110-24†
[B] GigaMax 5e+ CAT 5e Connector	5G110-R*5	5G110-B*5	5G110-24†
[C] GigaMax 5e CAT 5e Connector	5G108-R*5	5G108-B*5	5G108-24†

* = Colors: Choose from any of the colors below.

† = Colors: Choose from White, Ivory, Orange, Blue, or Black



SPOTLIGHT Component- vs. Channel-Rated Performance



All category-rated solutions are channel-rated, meaning that the end-to-end system has been tested to perform at or above its standard's requirements. Component-rated performance is more stringent than channel-rated: Each connectivity element is guaranteed to meet or exceed the standard's performance, resulting in higher permanent link and channel margins for the system as a whole.

WORK AREA | QuickPort® CAT 5/3 & USOC UTP Connectors & Adapter Bezels

COPPER
work area



QUICKPORT CAT 5/3 & USOC UTP CONNECTORS

- Fits into all QuickPort wallplates and housings
- Full support of voice and low-speed data applications
- CAT 5 and 3 connectors meet all TIA channel requirements
- Provides headroom over standard CAT 5 channel
- CAT 5/3 and 8P8C USOC accept RJ-45 plugs; 6P6C USOC accepts RJ-11 plugs

RoHS All Leviton Category-Rated and USOC Connectors are RoHS Compliant

QUICKPORT CAT 5/3/USOC UTP CONNECTORS	
DESCRIPTION	PART NO.
[A] CAT 5 Connector	41108-R*5
[B] CAT 3 Connector	41108-R*3
USOC Connector, 8P8C	41108-R*8
[C] USOC Connector, 6P6C	41106-R*6

* = Colors: Choose from any of the colors below.

Leviton's new Connector Adapter Bezels allow all QuickPort connectors to be installed into compatible third-party wallplates and surface-mount boxes (SMBs).

RoHS All Leviton Connector Adapter Bezels are RoHS Compliant

CONNECTOR ADAPTER BEZELS


- Bezel color will be visible after installation
- Packaged individually and sold separately from connectors
- CommScope bezels fit SYSTIMAX® or Uniprise® wallplates and SMBs

CONNECTOR ADAPTER BEZELS	
DESCRIPTION	PART NO.
[A] LexCom Connector Adapter Bezel	AB300-00†
[B] CommScope Connector Adapter Bezel	AB100-00†
[C] Clipsal Connector Adapter Bezel	AB200-00*

† = Colors: Choose from white or black.

* = Colors: Choose from any of the colors below.





COPPER
work area

QUICKPORT CAT 6A/6/5e SHIELDED CONNECTORS

- Independently tested to meet TIA-568-C.2 channel requirements
- Shielding provides Electromagnetic Interference (EMI) and Radio Frequency Interference (RFI) protection, signal isolation, and excellent alien crosstalk (AXT) suppression
- Industry standard density is compatible with the QuickPort footprint
- Robust die-cast housing
- 270° wide-angle hinge provides easy access and termination
- No punchdown tool required; snaps closed when termination is complete
- Available in CAT 6A/6/5e performance levels
- Compatible with F/UTP, U/FTP and other common shielded cable types

RoHS All Leviton Category-Rated and USOC Connectors are RoHS Compliant

QUICKPORT CAT 6A/6/5e SHIELDED CONNECTORS	
DESCRIPTION	PART NO.
[A] Shielded CAT 6A Connector	6S10G-S6A
[B] Shielded CAT 6 Connector	6S180-SH6
[C] Shielded CAT 5e Connector	5S180-SH5

Use housings designed for shielded connectors.
See page A21 & A23 for wallplates and surface-mount boxes, and pages A41 & A43 for patch panels.

SPOTLIGHT Multi-Packs



QUICKPACK®

Save time and reduce packaging waste on large installations with QuickPack, Leviton's original bulk quantity connector package. With the recloseable and easy-to-store bag, unused product can easily be saved until needed. Each QuickPack bag contains 25 connectors and a minimum of 27 stuffer caps. QuickPack is available in eXtreme® 6+, GigaMax® 5e+ and 5e, and all 14 connector colors. See page A10 for part numbers.

COPPER

work area



Deliver the high-quality signals that are required for today's latest technology with the Leviton line of audio/video (A/V) connectors and adapters. The modular system approach permits cost-effective custom applications while providing outstanding signal quality.


A/V CONNECTORS & ADAPTERS

- Includes Decora® and QuickPort® styles
- Connectors and adapters for standard and high definition (HD) signals
- Solutions for numerous types of multimedia equipment
- Applications for home theater, classroom, and enterprise installations
- Multiple termination styles for wiring options
- Colors match to Leviton's lighting control and electrical products

SPOTLIGHT | A/V Configurations



Leviton Decora and QuickPort systems offer compact, centralized connectivity for multimedia devices including A/V equipment. The customized wallplates and inserts provide "all-in-one" wiring solutions for multiple display and source devices. Configurations can be tailored for commercial and residential applications including laptops, projectors, HDTV and satellite, DVD, and stereo and gaming equipment.



COPPER
work area


DECORA® A/V INSERTS

- Decora wallplate inserts with HDMI® and DVI connections provide high definition video with in-wall wiring
- HDMI connector meets HDMI 1.4 standard, and works with HDMI Type A connectors

A/V CONNECTORS & ADAPTERS

- S-video for enhanced video streams available in feedthrough and 110 termination
- Use BNC connectors for commercial CCTV or commercial video signals
- HDMI connector meets HDMI 1.4 standard, and works with HDMI Type A connectors
- Binding Post and Banana Jack connectors are excellent for advanced audio
- 3.5 mm Stereo Adapter facilitates classroom, workstation, and computer audio applications
- QuickPort® Blanks secure unused ports in wallplates and housings for future expansion

DECORA A/V INSERTS							
DESCRIPTION	WHITE	LT. ALMOND	ALMOND	IVORY	GREY	BLACK	BROWN
[A] HDMI Decora Insert, feedthrough	41647-00W			41647-00I			
[B] DVI Decora Insert, feedthrough	41648-00W			41648-00I			
QUICKPORT A/V CONNECTORS & ADAPTERS							
DESCRIPTION	WHITE	LT. ALMOND	ALMOND	IVORY	GREY	BLACK	BROWN
[C] S-Video Connector, feedthrough	40734-CVW			40734-CVI			
[D] S-Video Adapter, 110 termination	40734-SVW	40734-SVT	40734-SVA	40734-SVI	40734-SVG	40734-SVE	
[E] BNC Connector, nickel-plated, feedthrough	41084-BWF	41084-BTF	41084-BAF	41084-BIF	41084-BGF	41084-BEF	41084-BBF
[F] BNC Connector, gold-plated, feedthrough	40832-0BW	40832-0BT	40832-0BA	40832-0BI			
[G] HDMI Connector, feedthrough	40834-00W	40834-00T		40834-00I		40834-00E	
[H] Binding Post Connector, red stripe, feedthrough	40833-BWR	40833-BTR	40833-BAR	40833-BIR		40833-BER	40833-BBR
[I] Binding Post Connector, black stripe, feedthrough	40833-BWE	40833-BTE	40833-BAE	40833-BIE		40833-BEE	40833-BBE
[J] Banana Jack Connector, black stripe, feedthrough	40837-BWE	40837-BTE	40837-BAE	40837-BIE			
[K] Banana Jack Connector, red stripe, feedthrough	40837-BWR	40837-BTR	40837-BAR	40837-BIR			
[L] 3.5 mm QuickPort Stereo Adapter, screw terminal	40839-SWS			40839-SIS			
[M] Blank Insert (pack of 10)	41084-BWB	41084-BTB	41084-BAB	41084-BIB	41084-BGB	41084-BEB	41084-BBB



COPPER

work area



FEEDTHROUGH & 110-STYLE RCA & F-CONNECTORS

Leviton carries a comprehensive selection of RCA and F-connectors in both feedthrough and 110 termination. Body colors match Leviton housings; barrel colors are industry standard.

RCA CONNECTORS

- Standard identification colors for component and composite video
- Ideal for advanced audio

F-CONNECTORS

- Coax connectors ideal for satellite and cable feed
- Nickel- and gold-plated versions are both SCTE-compliant and support signals up to 3 GHz

FEEDTHROUGH RCA & F-CONNECTORS (FOR COAX CABLE)							
DESCRIPTION	WHITE	LT. ALMOND	ALMOND	IVORY	GREY	BLACK	BROWN
[A] RCA Connector, gold-plated w/ black stripe, feedthrough	40830-BWE	40830-BTE	40830-BAE	40830-BIE	40830-BGE	40830-BEE	40830-BBE
RCA Connector, gold-plated w/ red stripe, feedthrough	40830-BWR	40830-BTR	40830-BAR	40830-BIR	40830-BGR	40830-BER	40830-BBR
RCA Connector, gold-plated w/ yellow stripe, feedthrough	40830-BWY	40830-BTY	40830-BAY	40830-BIY			
RCA Connector, gold-plated w/ green stripe, feedthrough	40830-BWV			40830-BIV			
RCA Connector, gold-plated w/ blue stripe, feedthrough	40830-BWL			40830-BIL			
[B] F-Connector, nickel-plated, feedthrough	41084-FWF	41084-FTF	41084-FAF	41084-FIF	41084-FGF	41084-FEF	41084-FBF
[C] F-Connector, gold-plated, feedthrough	40831-OBW	40831-OBT	40831-OBA	40831-OB1			
110-STYLE RCA CONNECTORS (FOR UTP APPLICATIONS)							
DESCRIPTION	WHITE	LT. ALMOND	ALMOND	IVORY	GREY	BLACK	BROWN
[D] RCA Connector, gold-plated w/ red barrel, 110 termination	40735-RRW	40735-RRT	40735-RRA	40735-RRI	40735-RRG	40735-RRE	
RCA Connector, gold-plated w/ white barrel, 110 termination	40735-RWW	40735-RWT	40735-RWA	40735-RWI	40735-RWG	40735-RWE	
RCA Connector, gold-plated w/ yellow barrel, 110 termination	40735-RYW	40735-RYT	40735-RYA	40735-RYI	40735-RYG	40735-RYE	
RCA Connector, gold-plated w/ green barrel, 110 termination	40735-RVW			40735-RVI			
RCA Connector, gold-plated w/ blue barrel, 110 termination	40735-RLW			40735-RLI			
RCA Connector, gold-plated w/ orange barrel, 110 termination	40735-ROW	40735-ROT	40735-ROA	40735-ROI	40735-ROG	40735-ROE	

See color swatches on page A14.

COPPER
work area



COMPRESSION, CRIMP-ON, & TWIST-ON RCA & F-CONNECTORS

Leviton's compression, crimp-on, and twist-on connectors are ideal for more specialized A/V applications. Compression connectors, available stand-alone or with QuickPort® housings, offer an airtight seal and secure fitting for increased cable retention. Crimp-on and twist-on connectors are an economical solution for less demanding applications.

RCA CONNECTORS

- RCA compression connectors include six color rings for signal identification
- RCA compression connectors offer high-quality installations using RG-6 Quad Shield cable

F-CONNECTORS

- Compression F-connectors offer high-quality installations using quad shield cable
- RG-6 connectors available in one- and two-piece twist-on and crimp-on styles

COMPRESSION, CRIMP-ON & TWIST-ON RCA & F CONNECTORS			
DESCRIPTION	RG-59 CABLE	RG-6 CABLE	RG-6 QUAD SHIELD
QuickPort RCA Compression Connector, red barrel, white housing			40782-RRW
QuickPort RCA Compression Connector, black barrel, white housing			40782-REW
QuickPort RCA Compression Connector, yellow barrel, white housing			[A] 40782-RYW
QuickPort RCA Compression Connector, blue barrel, white housing			40782-RLW
QuickPort RCA Compression Connector, green barrel, white housing			40782-RVW
RCA Compression Connector (colored rings included)			[B] 40985-CRU
QuickPort Compression F-Connector, white housing			[C] 40782-CPF
Compression F-Connector (colored rings included)			[D] 40985-CPF
F-Connectors, one-piece crimp-on (bag of 100)	[E] 40985-1P9	[F] 40985-1P6	[G] 40985-0Q6
F-Connectors, two-piece crimp-on (bag of 100)	[H] 40985-2P9	[I] 40985-2P6	
F-Connectors, twist-on (bag of 100)	[J] 40985-TW9	[K] 40985-TW6	

All adapters and connectors meet or exceed industry standards and are UL Listed. See page A80 for master compression and crimping tools.

COPPER

work area



The innovative Multimedia Outlet System (MOS) consists of a surface-mount box and single- and dual-gang wallplates which accept a variety of copper, fiber, and A/V connectors. The system is ideal for multimedia applications in conference rooms, training rooms, classrooms, auditoriums, and other areas.

MULTIMEDIA OUTLET SYSTEM (MOS)

- Front-load installation ensures simple moves, adds, and changes
- Modules are available in 0.5, 1, 1.5, and 2 unit high sizes
- Surface-mount housings accept 1 unit high modules only
- Plates accept 3 units high total
- Accommodates a combination of QuickPort® connectors and larger A/V components such as 3-port composite/component RCA and HD-15 Connectors
- Allows for flexibility in applications where deployment of a variety of voice, data, audio and visual systems is needed



For fiber optic MOS products see pages B63-B64

SPOTLIGHT MOS Configurations



Plates shown fitted with 1 unit high modules.

The MOS system is designed for customized combinations of voice, data, audio, and video connectivity. Each single-gang wallplate or housing accepts up to three modules, combining both standard QuickPort and other specialized styles. Adapters come in a variety of signal formats including SVGA, component and composite video, and a wide mixture of RCA and 3.5 mm for audio applications. Blank inserts are also available to create a finished look when building in extra capacity for future growth.



COPPER

work area

MOS SURFACE-MOUNT BOX, WALLPLATES & STORAGE/SPACER RING


DESCRIPTION	WHITE	LT. ALMOND	IVORY	GREY	BLACK
[A] Single-Gang Wallplate	41290-SMW	41290-SMT	41290-SMI	41290-SMG	41290-SME
[B] Dual-Gang Wallplate	41290-DMW	41290-DMT	41290-DMI	41290-DMG	41290-DME
[C] Surface-Mount Box	41296-MMW	41296-MMT	41296-MMI	41296-MMG	41296-MME
[D] Storage/Spacer Ring	41290-DRW		41290-DRI	41290-DRG	41290-DRE



MOS A/V CONNECTOR MODULES (ALL MODULES ARE 1 UNIT HIGH)

DESCRIPTION	WHITE	LT. ALMOND	IVORY	GREY	BLACK
2-Port RCA Module, (red only), screw terminal	41291-1RW	41291-1RT	41291-1RI	41291-1RG	41291-1RE
[E] 3-Port RCA Module, (red, black, yellow), feedthrough	41292-3RW	41292-3RT	41292-3RI	41292-3RG	41292-3RE
[F] 3-Port RCA Module, (red, blue, green), 110 termination	41292-DVW		41292-DVI		
[G] 3-Port RCA Module, (red, white, yellow), 110 termination	41292-AVW		41292-AVI		
[H] 1-Port S-Video Module, barrel IDCs	41291-1VW	41291-1VT	41291-1VI	41291-1VG	41291-1VE
[I] HD-15 Module, feedthrough	41293-HDW	41293-HDT	41293-HDI	41293-HDG	41293-HDE
[J] HD-15 Module, screw terminal	41295-HDW		41295-HDI		
[K] DB Connector Module, empty	41291-DBW	41291-DBT	41291-DBI	41291-DBG	41291-DBE
[L] HDMI® Module, feedthrough*	41290-HDW		41290-HDI		

*HDMI connector meets HDMI 1.4 standard, and works with HDMI Type A connectors.



MOS QUICKPORT® ADAPTERS & BLANK MODULES

DESCRIPTION	WHITE	LT. ALMOND	IVORY	GREY	BLACK
[M] 1-Port QuickPort Module (1 unit high)	41291-1MW	41291-1MT	41291-1MI	41291-1MG	41291-1ME
[N] 2-Port QuickPort Module (1 unit high)	41291-2QW	41291-2QT	41291-2QI	41291-2QG	41291-2QE
[O] 2-Port Angled QuickPort Module (1.5 units high)	41294-2QW	41294-2QT	41294-2QI	41294-2QG	41294-2QE
[P] Blank Module (0.5 units high)	41295-5BW	41295-5BT	41295-5BI	41295-5BG	41295-5BE
[Q] Blank Module (1 unit high)	41291-1BW	41291-1BT	41291-1BI	41291-1BG	41291-1BE
[R] Blank Module (1.5 units high)	41294-2BW	41294-1BT	41294-2BI	41294-2BG	41294-2BE
[S] Blank Module (2 units high)	41292-2BW	41292-2BT	41292-2BI	41292-2BG	41292-2BE
[T] Decora® Insert, holds one 1 unit high MOS Module	41649-00W		41649-00I		

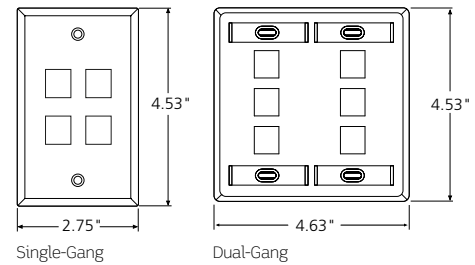
COPPER

work area



QUICKPORT STANDARD PLASTIC WALLPLATES

- Compatible with all QuickPort connectors and adapters
- Manufactured from ABS plastic for superior resistance to impact, chemicals, and solvents, as compared to other plastics
- A variety of color choices, with color-matched screws
- cULus Listed, fire-retardant material rated UL 94V-0
- NAFTA-compliant single-gang wallplates are also available. To order, change 41080-xxx part numbers to 45080-xxx, and 42080-xxx part numbers to 46080. Both styles are available in white or ivory.



[A] QUICKPORT SINGLE-GANG WALLPLATES

DESCRIPTION	WHITE	LT. ALMOND	ALMOND	IVORY	GREY	BLACK	BROWN
6-Port Wallplate	41080-6WP	41080-6TP	41080-6AP	41080-6IP	41080-6GP	41080-6EP	41080-6BP
4-Port Wallplate	41080-4WP	41080-4TP	41080-4AP	41080-4IP	41080-4GP	41080-4EP	41080-4BP
3-Port Wallplate	41080-3WP	41080-3TP	41080-3AP	41080-3IP	41080-3GP	41080-3EP	41080-3BP
2-Port Wallplate	41080-2WP	41080-2TP	41080-2AP	41080-2IP	41080-2GP	41080-2EP	41080-2BP
1-Port Wallplate	41080-1WP	41080-1TP	41080-1AP	41080-1IP	41080-1GP	41080-1EP	41080-1BP

[B] QUICKPORT SINGLE-GANG WALLPLATES WITH ID WINDOWS

DESCRIPTION	WHITE	LT. ALMOND	ALMOND	IVORY	GREY	BLACK
6-Port Wallplate	42080-6WS	42080-6TS	42080-6AS	42080-6IS	42080-6GS	42080-6ES
4-Port Wallplate	42080-4WS	42080-4TS	42080-4AS	42080-4IS	42080-4GS	42080-4ES
3-Port Wallplate	42080-3WS	42080-3TS	42080-3AS	42080-3IS	42080-3GS	42080-3ES
2-Port Wallplate	42080-2WS	42080-2TS	42080-2AS	42080-2IS	42080-2GS	42080-2ES
1-Port Wallplate*	42080-1WS	42080-1TS	42080-1AS	42080-1IS	42080-1GS	42080-1ES

[C] QUICKPORT DUAL-GANG WALLPLATES WITH ID WINDOWS

DESCRIPTION	WHITE	LT. ALMOND	ALMOND	IVORY	GREY	BLACK
12-Port Wallplate	42080-12W	42080-12T	42080-12A	42080-12I	42080-12G	42080-12E
8-Port Wallplate	42080-8WP	42080-8TP	42080-8AP	42080-8IP	42080-8GP	42080-8EP
6-Port Wallplate	42080-6WP	42080-6TP	42080-6AP	42080-6IP	42080-6GP	42080-6EP
4-Port Wallplate	42080-4WP	42080-4TP	42080-4AP	42080-4IP	42080-4GP	42080-4EP
3-Port Wallplate	42080-3WP	42080-3TP	42080-3AP	42080-3IP	42080-3GP	42080-3EP
2-Port Wallplate†	42080-2WP	42080-2TP	42080-2AP	42080-2IP	42080-2GP	42080-2EP
1-Port Wallplate†	42080-1WP	42080-1TP	42080-1AP	42080-1IP	42080-1GP	42080-1EP

Wallplates are sold empty. See Pages A9-A16 for QuickPort connectors.
 *Single-gang 1-Port Wallplate only has one ID window on top.
 †Dual-gang 1- and 2-Port Wallplates only have two ID windows on top.

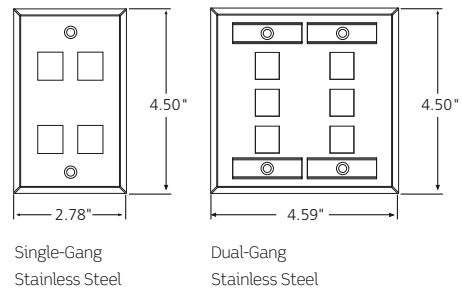




COPPER
work area

QUICKPORT STAINLESS STEEL WALLPLATES

- Compatible with all QuickPort adapters and connectors, including shielded
- Manufactured from 304 stainless steel in a brushed finish to provide corrosion resistance in a non-magnetic material
- Available in single- and dual-gang, with or without ID windows
- Angled wallplate ports facilitate proper front and rear cable bend radius
- Wall phone wallplates are available in flush and recessed options to accommodate various phone styles
- cULus Listed



QUICKPORT SINGLE-GANG STAINLESS STEEL WALLPLATES

DESCRIPTION	[A] STANDARD	[B] W/ ID WINDOW
6-Port Wallplate	43080-1S6	43080-1L6
4-Port Wallplate	43080-1S4	43080-1L4
3-Port Wallplate	43080-1S3	43080-1L3
2-Port Wallplate	43080-1S2	43080-1L2
1-Port Wallplate	43080-1S1	43080-1L1

QUICKPORT DUAL-GANG STAINLESS STEEL WALLPLATES

DESCRIPTION	[A] STANDARD	[B] W/ ID WINDOW
12-Port Wallplate	43080-S12	43080-L12
8-Port Wallplate	43080-2S8	43080-2L8
6-Port Wallplate	43080-2S6	43080-2L6
4-Port Wallplate	43080-2S4	43080-2L4
2-Port Wallplate	43080-2S2	43080-2L2

[C] QUICKPORT ANGLED STAINLESS STEEL WALLPLATES W/ ID WINDOWS


DESCRIPTION	PART NO.
4-Port Angled Wallplate, single-gang	43081-1L4
8-Port Angled Wallplate, dual-gang	43081-2L8

[D] QUICKPORT STAINLESS STEEL WALL PHONE WALLPLATES

DESCRIPTION	PART NO.
Stainless Steel Wall Phone Wallplate	4108W-0SP
Stainless Steel Wall Phone Wallplate, recessed	4108W-1SP

Wallplates are sold empty. See pages A9-A16 for QuickPort connectors.
See page A34 for voice-grade wall phone jacks.
See page X12 for more information on stainless steel materials.

SPOTLIGHT Wallplate Mounting Brackets



Mounting a flush-mount wallplate without a back box is easy with Leviton mounting brackets. The bracket insets into a wall opening, and flexible tabs bend up to secure the bracket to the opening. Standard screw holes accept all wallplate configurations. See page E20 for part numbers and additional information.

COPPER

work area



A



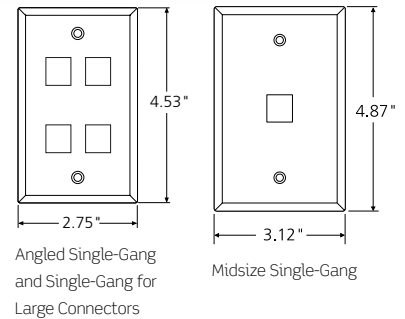
B



C

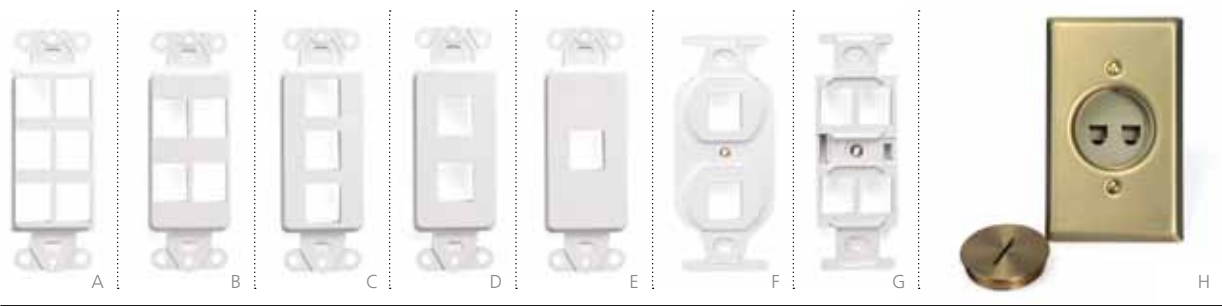
QUICKPORT ANGLED, MIDSIZE, & LARGE CONNECTOR WALLPLATES

- Compatible with all QuickPort connectors and adapters
- Angled and large connector wallplates are high-quality ABS plastic which provides superior resistance to impacts, chemicals, and solvents as compared to other plastics
- Midsize wallplates are durable nylon with a smooth finish and help to hide irregular drywall cuts or flaws around outlets
- Large connector wallplates are ideal for use with larger-sized shielded connectors
- Angled wallplates facilitate optimal cable management and ensure proper bend radius in front and back of connector
- cULus Listed, fire-retardant material rated UL 94V-0



[A] QUICKPORT ANGLED SINGLE-GANG WALLPLATES					
DESCRIPTION	WHITE	LT. ALMOND	IVORY		
4-Port Wallplate	41081-4WP	41081-4TP	41081-4IP		
2-Port Wallplate	41081-2WP	41081-2TP	41081-2IP		
4-Port Wallplate, ID windows	42081-4WS	42081-4TS	42081-4IS		
2-Port Wallplate, ID windows	42081-2WS	42081-2TS	42081-2IS		
[B] QUICKPORT MIDSIZE SINGLE-GANG WALLPLATES					
DESCRIPTION	WHITE	LT. ALMOND	ALMOND	IVORY	BROWN
6-Port Wallplate	41091-6WN	41091-6TN	41091-6AN	41091-6IN	41091-6BN
4-Port Wallplate	41091-4WN	41091-4TN	41091-4AN	41091-4IN	41091-4BN
3-Port Wallplate	41091-3WN	41091-3TN	41091-3AN	41091-3IN	41091-3BN
2-Port Wallplate	41091-2WN	41091-2TN	41091-2AN	41091-2IN	41091-2BN
1-Port Wallplate	41091-1WN	41091-1TN	41091-1AN	41091-1IN	41091-1BN
[C] QUICKPORT SINGLE-GANG WALLPLATES FOR LARGE CONNECTORS					
DESCRIPTION	WHITE	LT. ALMOND	IVORY		
4-Port Wallplate	41080-4WL	41080-4TL	41080-4IL		
2-Port Wallplate	41080-2WL	41080-2TL	41080-2IL		
4-Port Wallplate, ID windows	42080-4WL	42080-4TL	42080-4IL		
2-Port Wallplate, ID windows	42080-2WL	42080-2TL	42080-2IL		

See color swatches on page A22.



COPPER
work area

QUICKPORT DECORA & DUPLEX INSERTS

- Combine voice, data, and A/V connectors in popular Decora and Duplex wallplate formats
- Decora inserts are compatible with Decora and Decora Plus wallplates



Inserts fit Decora and Duplex wallplates found on pages A35-A36.

QUICKPORT FLOOR BOX ASSEMBLIES


- Combine voice, data, and A/V connectors in convenient in-floor locations
- Floor box assemblies include brass wallplate and screw cap
- Inserts and connectors are ivory

QUICKPORT DECORA MULTIMEDIA INSERTS							
DESCRIPTION	WHITE	LT. ALMOND	ALMOND	IVORY	GREY	BLACK	BROWN
[A] 6-Port Insert	41646-00W	41646-00T	41646-00A	41646-00I	41646-0GY	41646-00E	41646-00B
[B] 4-Port Insert	41644-00W	41644-00T	41644-00A	41644-00I	41644-0GY	41644-00E	41644-00B
[C] 3-Port Insert	41643-00W	41643-00T	41643-00A	41643-00I	41643-0GY	41643-00E	41643-00B
[D] 2-Port Insert	41642-00W	41642-00T	41642-00A	41642-00I	41642-0GY	41642-00E	41642-00B
[E] 1-Port Insert	41641-00W	41641-00T	41641-00A	41641-00I	41641-0GY	41641-00E	41641-00B
Blank Insert	80414-00W	80414-00T	80414-00A	80414-00I	80414-0GY	80414-00E	80414-00B

QUICKPORT DECORA TYPE 106 DUPLEX INSERTS					
DESCRIPTION	WHITE	LT. ALMOND	IVORY	GREY	BLACK
[F] 2-Port Duplex Insert	41087-2WP	41087-2TP	41087-2IP	41087-2GP	41087-2EP
[G] 4-Port Duplex Insert	41087-QWP	41087-QTP	41087-QIP	41087-QGP	41087-QEP

QUICKPORT FLOOR BOX ASSEMBLY W/ INSERT, BRASS PLATE & SCREW CAP	
DESCRIPTION	PART NO.
Floor Box Assembly, one F-connector module, one blank module	41650-00F
Floor Box Assembly, one 6P6C connector, one blank module	41650-00E
Floor Box Assembly, one blank module	41652-000
[H] Floor Box Assembly, two 6P6C connectors	41652-006
Floor Box Assembly, one 6P6C connector, one F-connector module	41652-06F


Inserts A-G are sold empty. See pages A9-A16 for QuickPort connectors.
 Floor Box Assemblies sold as complete kits only, individual components not sold separately.



WORK AREA | QuickPort® Surface-Mount Boxes & Back Boxes

COPPER

work area



QUICKPORT SURFACE-MOUNT BOXES & BACK BOXES

- Surface-mount boxes and back boxes work in places where it may not be practical to add a wallbox
- Boxes mount with the included double-sided tape or screws, modular furniture brackets (page A24), or with magnets
- Surface-mount boxes and back boxes have breakouts to match common surface-mount raceway systems
- 4S089 products are designed to work with Leviton shielded or eXtreme® CAT 6A connectors to allow proper bend radius control

QUICKPORT SURFACE-MOUNT BOXES

DESCRIPTION	WHITE	IVORY	GREY	BLACK
[A] 12-Port Surface-Mount Box, 7.60"W x 5.02"D x 1.13"H	41089-12W	41089-12I	41089-12G	41089-12E
[B] 6-Port Surface-Mount Box, 6.38"W x 3.22"D x 1.08"H	41089-6WP	41089-6IP	41089-6GP	41089-6EP
[C] 4-Port Surface-Mount Box, 4.77"W x 3.21"D x 1.05"H	41089-4WP	41089-4IP	41089-4GP	41089-4EP
[D] 2-Port Surface-Mount Box, 2.52"W x 2.22"D x 1.10"H	41089-2WP	41089-2IP	41089-2GP	41089-2EP
[E] 1-Port Surface-Mount Box, 1.42"W x 2.22"D x 1.10"H	41089-1WP	41089-1IP	41089-1GP	41089-1EP
[F] 2-Port Surface-Mount Box for Shielded Connectors, 2.5"W x 3.00"D x 1.22"H	4S089-2WP	4S089-2IP		
[G] 4-Port Surface-Mount Box for Shielded Connectors, 5.6"W x 5.20"D x 1.22"H	4S089-4WP	4S089-4IP		

SINGLE AND DUAL-GANG SURFACE-MOUNT BACK BOXES


DESCRIPTION	WHITE	IVORY	GREY	BLACK
[H] Single-Gang Standard Back Box, 4.72"H x 2.96"W x 1.89"D	42777-1WA	42777-1IA	42777-1GA	42777-1EA
[I] Single-Gang Shallow Back Box, 4.72"H x 2.96"W x 1.45"D	42777-1WB	42777-1IB	42777-1GB	42777-1EB
[J] Dual-Gang Standard Back Box, 4.72"H x 4.77"W x 1.89"D	42777-2WA	42777-2IA	42777-2GA	42777-2EA
[K] Dual-Gang Shallow Back Box, 4.72"H x 4.77"W x 1.45"D	42777-2WB	42777-2IB	42777-2GB	42777-2EB

MAGNETS

DESCRIPTION	PART NO.
[L] Set of 4 Magnets, 1.00"H x 0.84"W x 0.30"D	41030-SMJ

See color swatches on page A24.

Use one magnet for 2-port surface-mount housing. Use two magnets for 4-, 6-, and 12-port surface-mount housings and single- and dual-gang surface-mount back boxes.



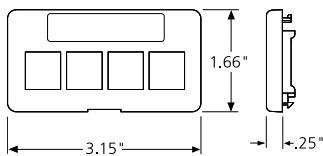
COPPER
work area

FACEPLATES

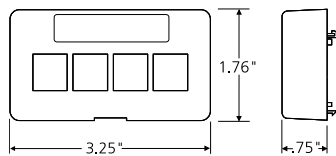
- QuickPort modular furniture faceplates accept all QuickPort connectors and snap easily and snugly into standard modular furniture
- Front-load installation of module ensures simple moves, adds, and changes without removing the furniture channel cover
- Faceplates are cULus Listed

BRACKETS

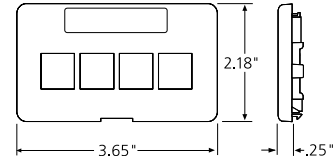
- Modular furniture brackets are used to install QuickPort surface-mount boxes or faceplates with back boxes in many types of modular offices
- Brackets are made from cold-rolled steel, and snap securely into modular partitions
- A cutout allows rear cable entry for a clean, uncluttered look and tangle-free installation



2- & 4-Port Standard Depth Modular Faceplate
Fits openings of approximately 1.38" x 2.63" (1 3/8" x 2 5/8")



4-Port Extended Depth Modular Faceplate for installation into shallow raceway channels
Fits openings of approximately 1.38" x 2.63" (1 3/8" x 2 5/8")



Herman Miller 2- & 4-Port Modular Faceplate
Fits openings of approximately 1.88" x 2.98" (1 7/8" x 2 7/8")


Standard and extended depth faceplates are compatible when used with Herman Miller G1189A Reducer, available from Herman Miller dealers.

QUICKPORT MODULAR FURNITURE FACEPLATES				
DESCRIPTION	WHITE	IVORY	GREY	BLACK
2-Port Standard Depth	49910-SW2	49910-SI2	49910-SG2	49910-SE2
[A] 4-Port Standard Depth w/ 1 QuickPort Blank	49910-SW4	49910-SI4	49910-SG4	49910-SE4
4-Port Extended Depth w/ 1 QuickPort Blank	49910-EW4	49910-EI4	49910-EG4	49910-EE4
2-Port Herman Miller	49910-HW2	49910-HI2	49910-HG2	49910-HE2
[B] 4-Port Herman Miller w/ 1 QuickPort Blank	49910-HW4	49910-HI4	49910-HG4	49910-HE4
MODULAR FURNITURE BRACKETS				
DESCRIPTION	PART NO.			
[C] Steelcase 9000®, Haworth®, Knoll®, Allsteel®, Westinghouse®, and Teknion®	49222-BLK			
[D] Herman Miller Ethospace® and Steelcase Avenir®	49222-ESP			
[E] Herman Miller Action Office®	49222-HAO			



COPPER

work area



DURAPORT CONNECTOR HOUSING

- Twist-lock mating allows for easy installation and provides a robust seal
- Compatible with eXtreme® 6+ and GigaMax® 5e+ QuickPort® connectors
- Captive connector cap with retainer protects and seals unused ports

DURAPORT STAINLESS STEEL WALLPLATE

- Patented overmolded gasket on wallplates provides a watertight fit
- Compatible with standard NEMA boxes

DURAPORT OUTLET KIT

- For added convenience, DuraPort components are packaged together
- DuraPort Kits include connector housing, connector cap, and stainless steel wallplate
- Patch cords and QuickPort connectors are sold separately

DURAPORT PATCH CORDS

- Available in industrial plug to industrial plug, and industrial plug to RJ-45 plug configurations
- Patch cords are CAT 6 rated

SPOTLIGHT Industrial Wallplate Design



The DuraPort industrial wallplate is manufactured with a patented industry-first, overmolded gasket. The gasket seals not only the edge of the plate where it meets the wall, but also extends behind each mounting screw hole for a complete seal without the need for conventional O-rings. The integrated wallplate and gasket, in addition to providing exceptional sealing, also help to position and retain screws during installation, so the wallplate aligns perfectly and seats flush every time.

DURAPORT INDUSTRIAL CONNECTOR HOUSINGS	
DESCRIPTION	PART NO.
[A] CAT 6 Industrial Connector Housing w/ Connector Cap (product supplied w/ black 61110 connector)	D6706-00E
CAT 5e Industrial Connector Housing w/ Connector Cap (product supplied w/ black 5G110 connector)	D675E-00E
Housing w/ Connector Cap (connector not included)	D6700-00E
Connector Cap (connector and housing not included)	D6701-00E
DURAPORT INDUSTRIAL STAINLESS STEEL WALLPLATES	
DESCRIPTION	PART NO.
[B] Industrial Wallplate, stainless steel, 1-port, single-gang	D6710-1S1
[C] Industrial Wallplate, stainless steel, 2-port, single-gang	D6710-1S2
[D] Industrial Wallplate, stainless steel, 2-port, dual-gang	D6710-2S2
[E] Industrial Wallplate, stainless steel, 4-port, dual-gang	D6710-2S4
DURAPORT INDUSTRIAL PATCH CORDS, CAT 6	
DESCRIPTION	PART NO.
[F] Industrial Plug to Industrial Plug, 3'	D6720-03E
Industrial Plug to Industrial Plug, 5'	D6720-05E
Industrial Plug to Industrial Plug, 7'	D6720-07E
Industrial Plug to Industrial Plug, 10'	D6720-10E
Industrial Plug to Industrial Plug, 15'	D6720-15E
Industrial Plug to Industrial Plug, 20'	D6720-20E
[G] Industrial Plug to RJ-45 Plug, 3'	D6721-03E
Industrial Plug to RJ-45 Plug, 5'	D6721-05E
Industrial Plug to RJ-45 Plug, 7'	D6721-07E
Industrial Plug to RJ-45 Plug, 10'	D6721-10E
Industrial Plug to RJ-45 Plug, 15'	D6721-15E
Industrial Plug to RJ-45 Plug, 20'	D6721-20E
DURAPORT INDUSTRIAL OUTLET KITS	
DESCRIPTION	PART NO.
Industrial Outlet Kit, stainless steel, 1-port, single-gang	D670K-1S1
[H] Industrial Outlet Kit, stainless steel, 2-port, single-gang	D670K-1S2
Industrial Outlet Kit, stainless steel, 2-port, dual-gang	D670K-2S2
[I] Industrial Outlet Kit, stainless steel, 4-port, dual-gang	D670K-2S4

IP67-RATED INGRESS PROTECTION

IP ratings are based on International Standard IEC 60529. All DuraPort products are IP67-rated to the levels highlighted in the charts.

See page X12 for more information on NEMA and IEC enclosure certification.

Protection against solid objects	
0	None
1	Solid objects larger than 50 mm
2	Solid objects larger than 12.5 mm
3	Solid objects larger than 2.5 mm
4	Solid objects larger than 1.0 mm
5	Dust
6	Dust tight

Protection against water	
0	None
1	Vertically falling water drops
2	Vertically falling water drops (up to 15° angle)
3	Spraying water
4	Splashing water
5	Water jets
6	Powerful water jets
7	Temporary immersion in water
8	Continuous immersion in water

WORK AREA | Acenti® QuickPort® Wallplates & Inserts

COPPER
work area



A-D



E, F

ACENTI WALLPLATES, INSERTS, & CONNECTORS

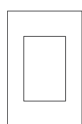
- Unique style is technically and aesthetically suited for high-end installations
- Seven neutral colors to complement most homes and offices
- Selection includes wallplates and inserts, as well as voice, data, and A/V connectors
- Mix and match adapters and connectors for customized multimedia applications
- BNC, F-type, and S-video connectors suitable for high-end video and home theater
- RCA, Binding Post, and Banana Jack connectors suitable for advanced audio
- Colors match Leviton's lighting control and electrical products

ACENTI QUICKPORT MULTIMEDIA INSERTS

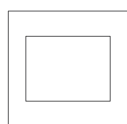
DESCRIPTION	ALABASTER	NATURAL	QUARTZ	SAND	DRIFTWOOD	SLATE	ONYX
[A] 2-Port Acenti QuickPort Insert	AC642-00W	AC642-00A	AC642-00Q	AC642-00S	AC642-00D	AC642-00G	AC642-00E
[B] 3-Port Acenti QuickPort Insert	AC643-00W	AC643-00A	AC643-00Q	AC643-00S	AC643-00D	AC643-00G	AC643-00E
[C] 4-Port Acenti QuickPort Insert	AC644-00W	AC644-00A	AC644-00Q	AC644-00S	AC644-00D	AC644-00G	AC644-00E
[D] 6-Port Acenti QuickPort Insert	AC646-00W	AC646-00A	AC646-00Q	AC646-00S	AC646-00D	AC646-00G	AC646-00E

ACENTI WALLPLATES

[E] Single-Gang Acenti Wallplate	ACWP1-00W	ACWP1-00A	ACWP1-00Q	ACWP1-00S	ACWP1-00D	ACWP1-00G	ACWP1-00E
[F] Dual-Gang Acenti Wallplate	ACWP2-00W	ACWP2-00A	ACWP2-00Q	ACWP2-00S	ACWP2-00D	ACWP2-00G	ACWP2-00E
Three-Gang Acenti Wallplate	ACWP3-00W	ACWP3-00A	ACWP3-00Q	ACWP3-00S	ACWP3-00D	ACWP3-00G	ACWP3-00E
Four-Gang Acenti Wallplate	ACWP4-00W	ACWP4-00A	ACWP4-00Q	ACWP4-00S	ACWP4-00D	ACWP4-00G	ACWP4-00E
Five-Gang Acenti Wallplate	ACWP5-00W	ACWP5-00A	ACWP5-00Q	ACWP5-00S	ACWP5-00D	ACWP5-00G	ACWP5-00E
Six-Gang Acenti Wallplate	ACWP6-00W	ACWP6-00A	ACWP6-00Q	ACWP6-00S	ACWP6-00D	ACWP6-00G	ACWP6-00E



Single-Gang




Dual-Gang




Three-Gang




Four-Gang



Five-Gang



Six-Gang




COPPER
work area

ACENTI QUICKPORT CONNECTORS							
DESCRIPTION	ALABASTER	NATURAL	QUARTZ	SAND	DRIFTWOOD	SLATE	ONYX
Acenti GigaMax® CAT 5e Connector	AC108-RW5	AC108-RA5	AC108-RQ5	AC108-RS5	AC108-RD5	AC108-RG5	AC108-RE5
[A] Acenti F-Connector, nickel-plated, feedthrough	AC084-FWF	AC084-FAF	AC084-FQF	AC084-FSF	AC084-FDF	AC084-FGF	AC084-FEF
Acenti F-Connector, gold-plated, feedthrough	AC831-0BW	AC831-0BA	AC831-0BQ	AC831-0BS	AC831-0BD	AC831-0BG	AC831-0BE
[B] Acenti RCA Connector, gold-plated w/ black stripe	AC830-BWE	AC830-BAE	AC830-BQE	AC830-BSE	AC830-BDE	AC830-BGE	AC830-BEE
Acenti RCA Connector, gold-plated w/ red stripe	AC830-BWR	AC830-BAR	AC830-BQR	AC830-BSR	AC830-BDR	AC830-BGR	AC830-BER
Acenti RCA Connector, gold-plated w/ yellow stripe	AC830-BWY	AC830-BAY	AC830-BQY	AC830-BSY	AC830-BDY	AC830-BGY	AC830-BEY
Acenti RCA 110-Style Connector, orange inner barrel	AC735-ROW	AC735-ROA	AC735-ROQ	AC735-ROS	AC735-ROD	AC735-ROG	AC735-ROE
Acenti RCA 110-Style Connector, red inner barrel	AC735-RRW	AC735-RRA	AC735-RRQ	AC735-RRS	AC735-RRD	AC735-RRG	AC735-RRE
Acenti RCA 110-Style Connector, white inner barrel	AC735-RWW	AC735-RWA	AC735-RWQ	AC735-RWS	AC735-RWD	AC735-RWG	AC735-RWE
Acenti RCA 110-Style Connector, yellow inner barrel	AC735-RYW	AC735-RYA	AC735-RYQ	AC735-RYS	AC735-RYD	AC735-RYG	AC735-RYE
[C] Acenti BNC Connector, nickel-plated	AC084-BWF	AC084-BAF	AC084-BQF	AC084-BSF	AC084-BDF	AC084-BGF	AC084-BEF
Acenti BNC Connector, gold-plated	AC832-0BW	AC832-0BA	AC832-0BQ	AC832-0BS	AC832-0BD	AC832-0BG	AC832-0BE
[D] Acenti S-Video Connector, 110 termination	AC734-SVW	AC734-SVA	AC734-SVQ	AC734-SVS	AC734-SVD	AC734-SVG	AC734-SVE
[E] Acenti Blank Insert (pack of 10)	AC084-BWB	AC084-BAB	AC084-BQB	AC084-BSB	AC084-BDB	AC084-BGB	AC084-BEB
Acenti Banana Jack Connector, gold-plated w/ black stripe	AC837-BWE	AC837-BAE	AC837-BQE	AC837-BSE	AC837-BDE	AC837-BGE	AC837-BEE
[F] Acenti Banana Jack Connector, gold-plated w/ red stripe	AC837-BWR	AC837-BAR	AC837-BQR	AC837-BSR	AC837-BDR	AC837-BGR	AC837-BER
[G] Acenti Binding Post Connector, gold-plated w/ black stripe	AC833-BWE	AC833-BAE	AC833-BQE	AC833-BSE	AC833-BDE	AC833-BGE	AC833-BEE
Acenti Binding Post Connector, gold-plated w/ red stripe	AC833-BWR	AC833-BAR	AC833-BQR	AC833-BSR	AC833-BDR	AC833-BGR	AC833-BER



WORK AREA | 86 mm x 86 mm Excella™ British Standard Wallplates & Inserts

COPPER
work area



EXCELLA WALLPLATE INSERTS & FRAMES

- Inserts available in 1-, 2-, and 4-port flat and 1- and 2-port angled configurations
- All 1- and 2-port inserts include designation windows
- Inserts accept QuickPort® connectors (sold separately)
- 86 mm x 86 mm frame size conforms to BS 4662 and BS 5733 electrical box standards
- Inserts ship with white wallplate frame
- Colored frames available separately (see colors and part numbers below)

EXCELLA WALLPLATE INSERTS	
DESCRIPTION	PART NO.
[A] QuickPort Wallplate Insert w/ ID Window, 1-port, empty	BL186-P1W
QuickPort Wallplate Insert w/ ID Window, 2-port, empty	BL186-P2W
QuickPort Wallplate Insert, 4-port, empty	BL186-P4W
[B] QuickPort Angled Wallplate Insert w/ ID Window, 1-port, empty	BL186-A1W
QuickPort Angled Wallplate Insert w/ ID Window, 2-port, empty	BL186-A2W
Blank Wallplate Insert	BL000-00W
EXCELLA METALLIC WALLPLATE FRAMES	
DESCRIPTION	PART NO.
Wallplate Frame, pearl yellow	BLWP1-PEY
Wallplate Frame, piano black	BLWP1-PIB
Wallplate Frame, glossy silver	BLWP1-GSS
Wallplate Frame, champaign gold	BLWP1-CHG
Wallplate Frame, navy blue	BLWP1-NVB
Wallplate Frame, metallic green	BLWP1-MEG
Wallplate Frame, hot pink	BLWP1-HTP
Wallplate Frame, sky blue	BLWP1-SKB

Wallplates sold empty. See pages A9-A16 for QuickPort connectors.



Pearl Yellow Piano Black Glossy Silver Champaign Gold Navy Blue Metallic Green Hot Pink Sky Blue

WORK AREA | 86 mm x 86 mm French-, British-, and LJ6C-Style Inserts

COPPER
work area



FRENCH-, BRITISH-, AND LJ6C-STYLE WALLPLATE INSERTS

- Inserts are designed to fit matching 86 mm x 86 mm wallplates
- Inserts accept QuickPort® data connectors (sold separately)
- Inserts include ID window kits for port designation
- Spring-loaded shutters protect connector while not in use
- Available in white ABS plastic

DIMENSIONS

- French-style inserts compatible with 45 mm x 45 mm openings
- British-style inserts compatible with 50 mm x 50 mm openings
- LJ6C-style inserts compatible with 22 mm x 37 mm openings

[A] FRENCH-STYLE WALLPLATE INSERTS	
DESCRIPTION	PART NO.
French-style Wallplate Insert, 45 mm x 22.5 mm, 1-port, flat, white	LI145-1W1
French-style Wallplate Insert, 45 mm x 45 mm, 1-port, flat, white	LI145-2W1
French-style Wallplate Insert, 45 mm x 45 mm, 2-port, flat, white	LI145-2W2
[B] BRITISH-STYLE WALLPLATE INSERTS	
DESCRIPTION	PART NO.
British-style Wallplate Insert, 50 mm x 25 mm, 1-port, flat, white	LI150-1W1
British-style Wallplate Insert, 50 mm x 25 mm, 1-port, angled, white	LI150-AW1
British-style Wallplate Insert, 50 mm x 50 mm, 2-port, flat, white	LI150-2W1
British-style Wallplate Insert, 50 mm x 12.5 mm, blank, flat, white.	LI150-0W0
[C] LJ6C-STYLE WALLPLATE INSERTS	
DESCRIPTION	PART NO.
LJ6C-style Wallplate Insert, 37 mm x 22 mm, 1-port, flat, white	LI137-1W1
LJ6C-style Wallplate Insert, 37 mm x 22 mm, 1-port, angled, white	LI137-AW1

WORK AREA | Telephone & Video Wallplates

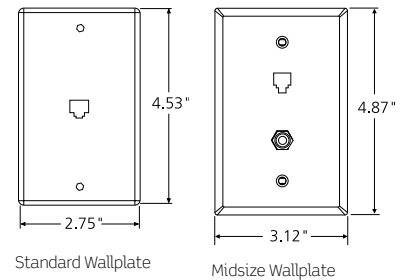
COPPER

work area



TELEPHONE & VIDEO WALLPLATES

- Provide quick at-the-wall connections for RJ-11 telephone and F-connection video applications
- High-quality ABS plastic or nylon which provides superior resistance to impacts, chemicals, and solvents as compared to other plastics
- Midsize wallplates hide irregular drywall cuts or flaws around outlets
- cULus Listed, fire-retardant material rated UL 94V-0



STANDARD TELEPHONE & VIDEO WALLPLATES					
DESCRIPTION	WHITE	LT. ALMOND	ALMOND	IVORY	
[A] Wall Jack, 6P4C	40249-00W	40249-00T	40249-00A	40249-00I	
[B] Wall Jack, 6P4C + 6P4C	40244-00W	40244-00T	40244-00A	40244-00I	
[C] Wall Jack, 6P4C + F-connector	40259-00W	40259-00T	40259-00A	40259-00I	
[D] Wall Jack, F-connector	80781-00W	80781-00T	80781-00A	80781-00I	
[E] Wall Jack, F-connector + F-connector	80782-00W	80782-00T	80782-00A	80782-00I	
Wall Jack, 6P6C	40238-00W	40238-00T		40238-00I	
Wall Jack, 6P6C + F-connector	40258-00W	40258-00T		40258-00I	
Wall Jack, 6P6C + 6P6C	40266-00W	40266-00T		40266-00I	
Wall Jack, 8P8C	40280-00W	40280-00T		40280-00I	
MIDSIZE TELEPHONE & VIDEO WALLPLATES (NYLON)					
DESCRIPTION	WHITE	LT. ALMOND	ALMOND	IVORY	BROWN
[F] Wall Jack, 6P4C	40539-PMW	40539-PMT	40539-PMA	40539-PMI	40539-PMB
[G] Wall Jack, 6P4C + F-connector	40539-CMW	40539-CMT	40539-CMA	40539-CMI	40539-CMB
[H] Wall Jack, F-connector	40539-0MW	40539-0MT	40539-0MA	40539-0MI	40539-0MB
[I] Hex Opening (connector not included)	40539-HMW	40539-HMT	40539-HMA	40539-HMI	40539-HMB
MIDSIZE TELEPHONE & VIDEO WALLPLATES (ABS)					
DESCRIPTION	WHITE	LT. ALMOND	IVORY		
[J] Wall Jack, 6P4C	40549-00W	40549-00T	40549-00I		
[K] Wall Jack, 6P4C + 6P4C	40544-00W	40544-00T	40544-00I		



COPPER
work area


DECORA TELEPHONE & VIDEO WALLPLATES

- 6P4C models feature lead-frame design for improved reliability and simple installation
- Decora inserts are compatible with Decora wallplates and Decora Plus screwless wallplates
- Decora wallplate assemblies include a Decora insert and matching Decora wallplate
- Decora Kits include a 1- or 2-port QuickPort® Decora insert and USOC or F-type QuickPort connectors
- Inserts, assemblies, and kits are cULus Listed and rated UL 94V-0



Inserts fit Decora Wallplates found on page A35.

DECORA STANDARD TELEPHONE & VIDEO WALLPLATE ASSEMBLIES (WALLPLATE INCLUDED)							
DESCRIPTION	WHITE	LT. ALMOND	IVORY				
[A] Wall Jack, 6P4C	40149-00W	40149-00T	40149-00I				
[B] Wall Jack, 6P4C + 6P4C	40144-00W	40144-00T	40144-00I				
[C] Wall Jack, 6P4C + F-connector	40159-00W	40159-00T	40159-00I				
[D] Wall Jack, F-connector	40981-0WD	40981-0TD	40981-0ID				
[E] Wall Jack, F-connector + F-connector	40982-0WD	40982-0TD	40982-0ID				
DECORA TELEPHONE & VIDEO INSERTS (WALLPLATE NOT INCLUDED)							
DESCRIPTION	WHITE	LT. ALMOND	ALMOND	IVORY	GREY	BLACK	BROWN
[F] Wall Jack, 6P4C	40649-00W	40649-00T	40649-00A	40649-00I	40649-0GY	40649-00E	40649-000
[G] Wall Jack, 6P4C + 6P4C	40644-00W	40644-00T	40644-00I				
[H] Wall Jack, 6P4C + F-connector	40659-00W	40659-00T	40659-00I				
[I] Wall Jack, F-connector	40681-00W	40681-00T	40681-00A	40681-00I	40681-0GY	40681-00B	
[J] Wall Jack, F-connector + F-connector	40682-00W	40682-00I					
DECORA TELEPHONE & VIDEO INSERT KITS (WALLPLATE NOT INCLUDED)							
DESCRIPTION	WHITE	LT. ALMOND	ALMOND	IVORY	GREY	BLACK	
Wall Jack, 6P6C	41638-00W	41638-00T	41638-00A	41638-00I	41638-00G	41638-00E	
Wall Jack, 6P6C + F-connector	41658-00W	41658-00T	41658-00I				



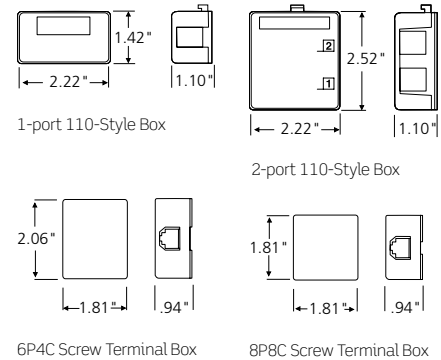
WORK AREA | Round Telephone Inserts & Surface-Mount Boxes

COPPER
work area




ROUND TELEPHONE INSERTS & SURFACE-MOUNT BOXES

- Round inserts available with screw terminal or 110 terminations
- See page A36 for wallplates with round openings
- Surface-mount kits include 1- or 2-port QuickPort® housing with 6P6C USOC or 8P8C CAT 3 connectors
- Surface-mount boxes feature 4-, 6-, and 8-conductor screw terminal connections
- Shorting bar option for use with monitored home security systems



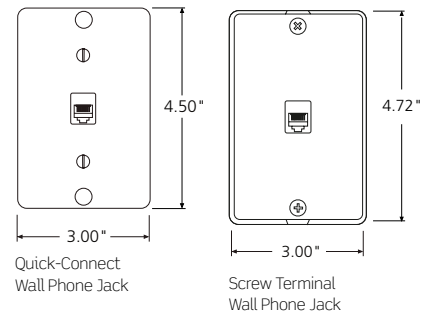
ROUND TELEPHONE INSERTS			
DESCRIPTION	IVORY		
[A] Round Insert, 6P4C, 110 termination	41054-IDD		
[B] Round Insert, 6P4C, screw terminal	40201-00I		
SURFACE MOUNT TELEPHONE BOXES			
DESCRIPTION	WHITE	LT. ALMOND	IVORY
Surface-Mount Box, 6P4C, screw terminal	4625A-24W	4625A-24T	4625A-24I
Surface-Mount Box, 6P6C, screw terminal	4625A-26W	4625A-26T	4625A-26I
[C] Surface-Mount Box, 8P8C, screw terminal	40278-00W	40278-00T	40278-00I
Surface-Mount Box, 8P8C w/ shorting bar, screw terminal		40278-SBT	40278-SBI
SURFACE MOUNT TELEPHONE BOXES - KITTED			
DESCRIPTION	IVORY		
[D] Surface-Mount Box, 6P6C, 1-port, 110 termination	42036-IDA		
[E] Surface-Mount Box, 6P6C + 6P6C, 2-port, 110 termination	42046-IDA		
Surface-Mount Box, 8P8C, CAT 3, 1-port, 110 termination	42038-IDB		
Surface-Mount Box, 8P8C + 8P8C, CAT 3, 2-port, 110 termination	42048-IDB		




COPPER
work area

TELEPHONE WALL PHONE JACKS

- Wall phone jacks available in 4- or 6-conductor models
- Screw terminal or Quick-Connect® termination options
- Quick-Connect products include plastic punchdown tool




WALL PHONE JACK WALLPLATES - 110-STYLE						
DESCRIPTION	WHITE	LT. ALMOND	ALMOND	IVORY	GREY	STAINLESS
[A] Wall Phone Jack, 6P4C Quick-Connect, plastic w/ metal base	40253-00W	40253-00T	40253-00A	40253-00I	40253-00G	
Wall Phone Jack, 6P6C Quick-Connect, plastic w/ metal base	40263-00W	40263-00T		40263-00I		
[B] Wall Phone Jack, 6P4C Quick-Connect, stainless w/ metal base						40223-00S
Wall Phone Jack, 6P6C Quick-Connect, stainless w/ metal base						40226-00S
WALL PHONE JACK WALLPLATES - SCREW TERMINAL						
DESCRIPTION	WHITE	LT. ALMOND	IVORY			
[C] Wall Phone Jack, 6P4C screw terminal, plastic w/ metal base	40257-00W	40257-00T	40257-00I			
[D] Wall Phone Jack, 6P4C screw terminal, plastic w/ plastic base	40214-00W	40214-00T	40214-00I			
Wall Phone Jack, 6P6C screw terminal, plastic w/ plastic base	40216-00W	40216-00T	40216-00I			



WORK AREA | Decora® Wallplates

COPPER

work area

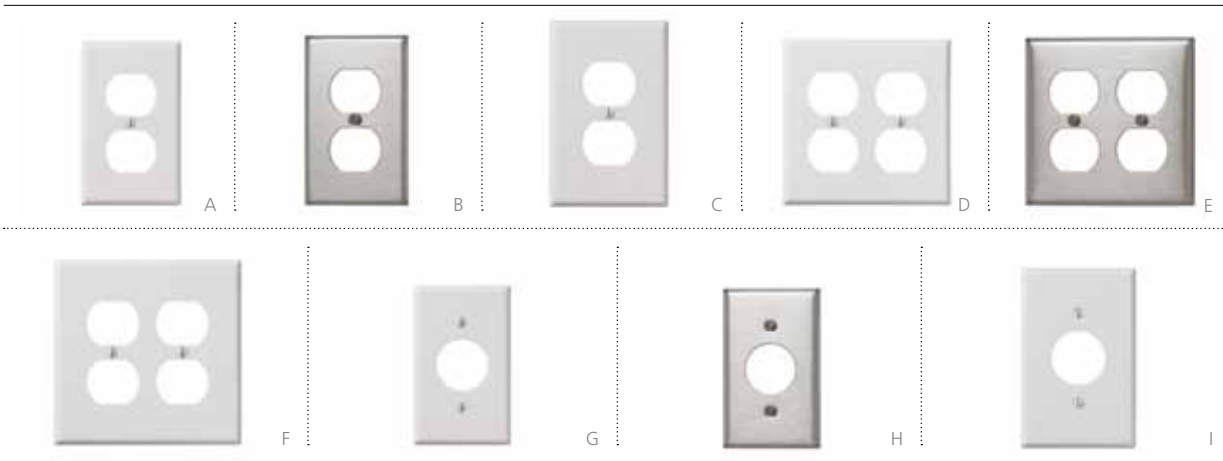


Standard Decora and Decora Plus wallplates accept a variety of inserts for voice, data, and video applications. The most common wallplates are shown here in a variety of materials and dimensions. Refer to page X12 for more detailed material properties. Decora Plus wallplates utilize a screwless design. Numerous additional configurations are available; call 1.800.722.2082 or visit leviton.com for more information.

DECORA SINGLE-GANG WALLPLATES								
DESCRIPTION	WHITE	LT. ALMOND	ALMOND	IVORY	GREY	BLACK	BROWN	STAINLESS
[A] Decora, standard size, urea	80401-00W	80401-00T	80401-00A	80401-00I	80401-0GY	80401-00E	80401-000	
Decora, standard size, nylon	80401-0NW	80401-0NT	80401-0NA	80401-0NI	80401-0NGY	80401-0NE	80401-00N	
[B] Decora, standard size, stainless								84401-040
[C] Decora Plus, standard size, polycarbonate	80301-0SW	80301-0NT	80301-0SA	80301-0SI	80301-0GY	80301-0SE	80301-00S	
[D] Decora, midsize, urea	80601-00W	80601-00T	80601-00A	80601-00I	80601-0GY	80601-00E	80601-000	
Decora, midsize, nylon	0PJ26-00W	0PJ26-00T	0PJ26-00A	0PJ26-00I	0PJ26-0GY	0PJ26-00E	0PJ26-000	
[E] Decora Plus, midsize, polycarbonate	0SJ26-0SW	0SJ26-0ST	0SJ26-0SA	0SJ26-0SI	0SJ26-0GY	0SJ26-0SE	0SJ26-00S	
DECORA DUAL-GANG WALLPLATES								
DESCRIPTION	WHITE	LT. ALMOND	ALMOND	IVORY	GREY	BLACK	BROWN	STAINLESS
[F] Decora, standard size, urea	80409-00W	80409-00T	80409-00A	80409-00I	80409-0GY	80409-00E	80409-000	
Decora, standard size, nylon	80409-0NW	80409-0NT	80409-0NA	80409-0NI	80409-0NGY	80409-0NE	80409-00N	
[G] Decora, standard size, stainless								84409-040
[H] Decora Plus, standard size, polycarbonate	80309-0SW	80309-0ST	80309-0SA	80309-0SI	80309-0GY	80309-0SE	80309-00S	
[I] Decora, midsize, urea	80609-00W	80309-00T	80609-00A	80609-00I	80609-0GY	80609-00E	80609-000	
Decora, midsize, nylon	PJ262-00W	PJ262-00T	PJ262-00A	PJ262-00I	PJ262-0GY	PJ262-00E	PJ262-000	
[J] Decora Plus, midsize, polycarbonate	SJ262-0SW	SJ262-0ST	SJ262-0SA	SJ262-0SI	SJ262-0GY	SJ262-0SE	SJ262-00S	

See pages A22 and A32 for Decora inserts.


WORK AREA | Duplex & Round Opening Wallplates



COPPER
work area

Standard duplex receptacle wallplates accept QuickPort® footprint inserts with either two or four openings (see page A22). Round opening wallplates accept 110-style or screw terminal inserts (see page A33). Stainless wallplates are constructed of type 302 stainless steel.

DUPLEX SINGLE-GANG WALLPLATES								
DESCRIPTION	WHITE	LT. ALMOND	ALMOND	IVORY	GREY	BLACK	BROWN	STAINLESS
[A] Duplex, standard size, urea	88003-000	78003-000	82003-000	86003-000	87003-000		85003-000	
Duplex, standard size, nylon	80703-00W	80703-00T	80703-00A	80703-00I	80703-0GY	80703-00E	80703-000	
[B] Duplex, standard size, stainless								84003-040
[C] Duplex, midsize, urea	80503-00W	80503-00T	80503-00A	80503-00I	80503-0GY	80503-00E	80503-000	
Duplex, midsize, nylon	00PJ8-00W	00PJ8-00T	00PJ8-00A	00PJ8-00I	00PJ8-0GY	00PJ8-00E	00PJ8-000	
DUPLEX DUAL-GANG WALLPLATES								
DESCRIPTION	WHITE	LT. ALMOND	ALMOND	IVORY	GREY	BLACK	BROWN	STAINLESS
[D] Duplex, standard size, urea	88016-000	78016-000	82016-000	86016-000	87016-000		85016-000	
Duplex, standard size, nylon	80716-00W	80716-00T	80716-00A	80716-00I	80716-0GY	80716-00E	80716-000	
[E] Duplex, standard size, stainless								84016-040
[F] Duplex, midsize, urea	80516-00W	80516-00T	80516-00A	80516-00I	80516-0GY	80516-00E	80516-000	
Duplex, midsize, nylon	0PJ82-00W	0PJ82-00T	0PJ82-00A	0PJ82-00I	0PJ82-0GY	0PJ82-00E	0PJ82-000	
ROUND OPENING SINGLE-GANG WALLPLATES								
DESCRIPTION	WHITE	LT. ALMOND	ALMOND	IVORY	GREY	BLACK	BROWN	STAINLESS
[G] Round Opening, standard size, urea	88004-000	78804-000	82004-000	86004-000			85004-000	
Round Opening, standard size, nylon	80704-00W	80704-00T	80704-00A	80704-00I	80704-0GY	80704-00E	80704-000	
[H] Round Opening, standard size, stainless								84004-040
[I] Round Opening, midsize, urea	80504-00W	80504-00T	80504-00A	80504-00I			80504-000	
Round Opening, midsize, nylon	00PJ7-00W	00PJ7-00T	00PJ7-00A	00PJ7-00I				



PATCH PANELS



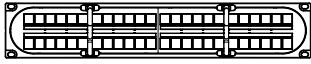
FEATURED PRODUCTS

C1 Ultra Composite Patch Panels **A39**

CAT 6A 110-Style Patch Panels **A40**

1RU 48-Port QuickPort® High-Density Angled Panel **A43**

Choose Leviton for all your patch panel needs. We continuously develop new high-quality panels to provide you with the latest technology and ideal configuration for your unique applications. New panel styles include the 1RU 48-port UTP flat, CAT 6A 110-style component-rated, and the C1 Ultra with customizable face and composite construction. Additional UTP and shielded panels, the patented Zero-U Vertigo®, die-cast high-density panels, recessed panels for close quarters, and two styles of angled panels round out the industry's largest selection of patch panels.



Flat 48-Port

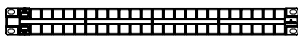
COMPOSITE FLAT PATCH PANELS | A39

Leviton C1 Ultra panels have the same profile as standard metal panels, but feature polymer composite construction, ideal for data centers and other showroom-style environments. Composite panels include rear cable management bars and integrated front cable managers.

Available Styles: [110-Style](#) | [QuickPort®](#) | [Blank](#)



Flat 48-Port

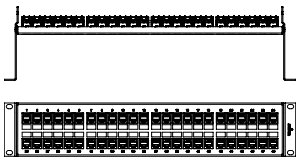


High-Density 48-Port

STANDARD FLAT PATCH PANELS | A40-A41

Traditional flat profile works well in almost any application. All flat panels include rear cable management bars.

Available Styles: [110-Style](#) | [QuickPort](#) | [Shielded](#)

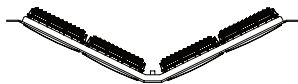


Recessed-Flat 48-Port

RECESSED-FLAT PATCH PANELS | A42

Designed primarily for data center cabinet applications, this panel will work in any application where minimal depth in front of the panel is a requirement.

Available Styles: [110-Style](#) | [QuickPort](#)



Angled 48-Port

ANGLED PATCH PANELS | A43

Recommended for use in racks to optimize patch cord management and rack space utilization.

Available Styles: [110-Style](#) | [QuickPort](#) | [Shielded](#)

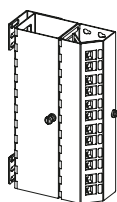


Recessed-Angled 48-Port

RECESSED-ANGLED PATCH PANELS | A44

Ideal for applications in which rack space optimization, patch cord management, and a low profile appearance are required. This panel is suitable for either rack or cabinet installations.

Available Styles: [110-Style](#) | [QuickPort](#)



VertiGO Zero-U


ZERO-U PATCH PANELS | A45

VertiGO® panels are recommended for use in data center cabinets, or for any application that needs connectivity outside of the traditional 19" rack space. Vertical channel models provide cable routing and protection.

Available Styles: [QuickPort](#) | [Opt-X®](#)

COPPER

patch panels



Customize C1 Ultra panels with any design, color, or logo. Visit leviton.com/c1ultra to learn more.

FLAT C1 ULTRA COMPOSITE 110-STYLE AND QUICKPORT® UTP PANELS

- Made from high-tech composite materials for a look unique in the patch panel market
- 10% stronger than standard 16-gauge metal patch panels, providing added support during termination of 110-style panels
- Aesthetics and customizable face make panels ideal for showroom-style environments
- Panel face can be customized to feature any design, color, or logo
- Available in 48-port 2RU QuickPort and 110-style models
- Panels include two integrated patch cord managers that attach directly to the face of the panel, saving up to 50% of valuable rack space
- Patch cord managers prevent cables from obstructing view of port numbers
- Panels also include two rear cable management bars
- Clear label holders create a window to easily view port numbers and custom designs
- Panel is 100% recyclable

AVAILABLE CABLE MGMT.:

- Versi-Duct®
- Rear Cable Mgmt. Bars
- Horizontal Cable Managers
- Blank Filler Panels
- VELCRO® Brand Fasteners

See pages A68-A76 for product details and ordering information.



Front & Rear Managers are included with all C1 Ultra panels.

RoHS All Leviton CAT 6A/6/5e Patch Panels are RoHS Compliant


FLAT COMPOSITE 110-STYLE AND QUICKPORT PATCH PANELS			
DESCRIPTION	CAT 6	CAT 5e	EMPTY
2RU 48-Port 110-Style Flat Composite Panel	[A] C1686-U48	[B] C1586-U48	
2RU 48-Port QuickPort Flat Composite Panel			C1255-H48
2RU Blank Panel / Cable Manager			[C] C1253-2CM

SPOTLIGHT Innovative Rack Solutions for Data Centers & Showrooms



Get performance, strength, and eye-catching style with Leviton's innovative data center solutions. Racks and cabinets get a unified, streamlined look with the C1 Ultra composite patch panel, Opt-X Ultra® fiber enclosure, and Versi-Duct® Cable Management system.

See pages B9-B10 for the Opt-X Ultra, and A68-A70 for the Versi-Duct system.



COPPER
patch panels

FLAT 110-STYLE COMPONENT-RATED UTP PANELS

- 1RU 12- or 24-port, 2RU 48-port, and 4RU 96-port configurations
- Available in CAT 6A, 6, and 5e
- 6-port RJ-45 modules on front, and 110-style punchdowns on rear
- Includes color codes for T568A/B wiring schemes
- CAT 5e and 6 include 25-pair wiring schemes
- Rear cable management bar included with panels (one bar per 24 ports)
- CAT 6A panels include magnified label holders for easy reading
- Silkscreened port numbers and paper label holders included
- Independently tested and verified by Intertek (ETL) to meet all TIA component, permanent link, and channel requirements

RoHS All Leviton CAT 6A/6/5e Patch Panels are RoHS Compliant

AVAILABLE CABLE MGMT.:

- Versi-Duct®
- Rear Cable Mgmt. Bars
- Horizontal Cable Managers
- Blank Filler Panels
- VELCRO® Brand Fasteners


See pages A68-A76 for product details and ordering information.



49005-CMB included w/ CAT 6A/6/5e panels.

FLAT 110-STYLE PATCH PANELS & PATCH BLOCK			
DESCRIPTION	CAT 6A	CAT 6	CAT 5e
1RU 12-Port Flat 110-Style Panel		69586-U12	5G596-U12
1RU 24-Port Flat 110-Style Panel	[A] 6A586-U24	[B] 69586-U24	5G596-U24
2RU 48-Port Flat 110-Style Panel	6A586-U48	[C] 69586-U48	5G596-U48
2RU 48-Port Flat 110-Style Panel, central labeling		[D] 69586-C48	5G596-C48
4RU 96-Port Flat 110-Style Panel		69586-U96	5G596-U96
12-Port 110-Style Patch Block, 89D bracket		[E] 69586-U89	5G596-U89

SPOTLIGHT CAT 6A Component-Rated 110-Style Panels



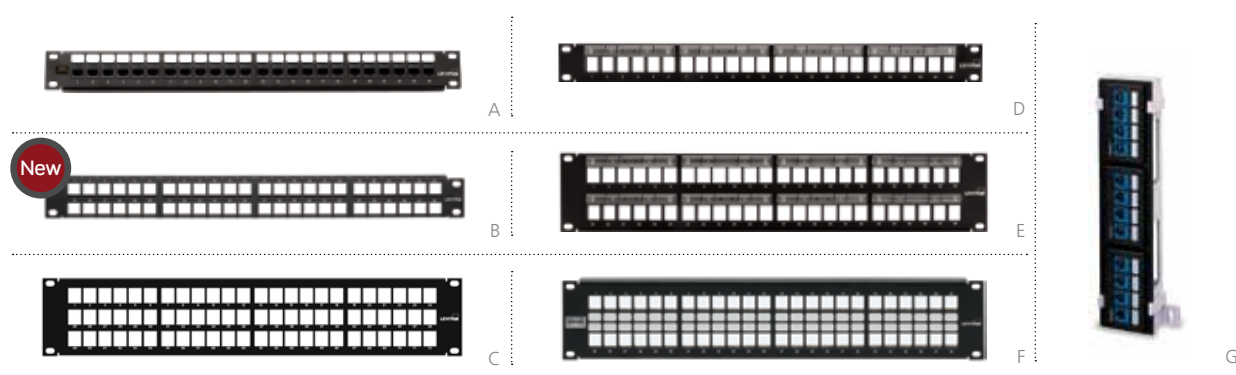
Leviton CAT 6A 110-style patch panels offer TIA-568-C.2 performance up to 500 MHz to support 10GBASE-T networks. The panels have a physical design consistent with industry standard 110-style panels, including in-line configured IDCs and 6-port housing modules. However, they add several exclusive design features:

- Pair Separation Tower design makes untwisting CAT 6A pairs easier
- Separated blocks simplify identifying first cable pair position
- Conductor retention feature holds conductors securely in place during termination
- Triple-stage compensation with patent-pending design features enhances permanent link and channel performance

PATCH PANELS | Flat Metal QuickPort® > UTP & Shielded

COPPER

patch panels



The QuickPort system, Leviton's exclusive set of mix and match panels, connectors, wallplates, and surface-mount boxes, allows you to create the perfect mix of voice, data, video and audio, all in a single panel. Connectors sold separately, available on pages A9-A16.

TRADITIONAL FLAT PANELS

- Standard density 24- & 48-port panels are available with white blocks or magnifying lens label holder
- Silkscreened port numbers on panel front

HIGH-DENSITY FLAT PANELS

- Panels maximize rack utilization in high-density applications
- 1RU 48-port panel available in standard (stamped) or patent-pending, robust die-cast aluminum

SHIELDED FLAT PANELS

- Shielding protects against Electromagnetic Interference (EMI) and Radio Frequency Interference (RFI), and provides excellent alien crosstalk (AXT) suppression
- Provides data security for government, financial, and other sensitive networks
- Includes star washers and grounding lug
- Accepts all QuickPort connectors

AVAILABLE CABLE MGMT.:

- Versi-Duct®
- Rear Cable Mgmt. Bars
- Horizontal Cable Managers
- Blank Filler Panels
- VELCRO® Brand Fasteners

See pages A68-A76 for product details and ordering information.



49005-CMB included w/ all QuickPort flat panels.



All Leviton CAT 6A/6/5e Patch Panels are RoHS Compliant

FLAT QUICKPORT PATCH PANELS, PATCH BLOCK, & ACCESSORIES					
DESCRIPTION	CAT 6A	CAT 6	CAT 5e	EMPTY	
1RU 24-Port QuickPort Flat Panel	[A] 6910G-U24	69270-U24	5G270-U24	49255-H24	
1RU 48-Port QuickPort Flat Panel				[B] 49255-Q48	
1RU 48-Port QuickPort Die-Cast Flat Panel	6910G-D48	69270-D48	5G270-D48	49255-D48	
2RU 48-Port QuickPort Flat Panel	6910G-U48	69270-U48	5G270-U48	49255-H48	
2RU 72-Port QuickPort Flat Panel				[C] 49255-D72	
1RU 24-Port QuickPort Flat Panel, MagLens label holder				[D] 49255-L24	
2RU 48-Port QuickPort Flat Panel, MagLens label holder				[E] 49255-L48	
1RU 24-Port QuickPort Shielded Flat Panel				45255-S24	
2RU 48-Port QuickPort Shielded Flat Panel				[F] 45255-S48	
12-Port QuickPort Patch Block, mounting bracket sold separately, 10"H x 2.375"W				[G] 49255-Q89	
12-Port QuickPort Patch Block, extra deep, mounting bracket included, 10"H x 2.375"W				47689-OQP	
QuickPort Patch Block 89D Mounting Bracket				40089-00D	

CAT 6A/6/5e panels are kitted with black 6A10G, 61110, or 5G110 connectors.

COPPER
patch panels



Recessed-flat patch panels are another great option for rack and cabinet installations with minimal front depth, and where rear cabinet doors are in close proximity to the back rail.

RECESSED-FLAT 110 & QUICKPORT PANELS

- 3" recessed design allows improved access and maintains proper cable bend radius
- All recessed-flat panels include a screwless cable management bar that fastens directly to the back of the panel
- 1RU 24-Port and 2RU 48-Port 110-style recessed-flat panels available CAT 6/5e rated
- 110-style recessed-flat panels include magnifying lens label holders for easy reading
- All QuickPort recessed-flat panels available empty
- QuickPort recessed-flat panels include white write-on blocks for port identification

AVAILABLE CABLE MGMT.:

- Versi-Duct®
- Rear Cable Mgmt. Bars
- Horizontal Cable Managers
- VELCRO® Brand Fasteners

See pages A68-A76 for product details and ordering information.



49005-CMB included w/ all recessed flat panels.

RoHS All Leviton CAT 6A/6/5e Patch Panels are RoHS Compliant

RECESSED PATCH PANELS			
DESCRIPTION	CAT 6	CAT 5e	EMPTY
1RU 24-Port 110-Style Recessed-Flat Panel	[A] 69586-R24	5G596-R24	
2RU 48-Port 110-Style Recessed-Flat Panel	[B] 69586-R48	5G596-R48	
1RU 24-Port QuickPort Recessed-Flat Panel			[C] 49255-R24
2RU 48-Port QuickPort Recessed-Flat Panel			[D] 49255-R48
2RU 72-Port QuickPort Recessed-Flat Panel			49255-R72

QuickPort connectors are available on pages A9-A16.

SPOTLIGHT Magnifying Lens Holder




Leviton's magnifying lens label holders feature a patented curved lens to magnify the port identification information for improved visibility. The magnified holders sit above the ports, with port numbers displayed below the ports. They are available on a wide variety of 1RU and 2RU 110-style and QuickPort panels, and standard on all VertiGO® Zero-U panels.

PATCH PANELS | Angled 110-Style & QuickPort® > UTP & Shielded

COPPER

patch panels

New



Angled patch panels are ideal for freestanding 19" rack applications, offering easy termination and improved patch cord routing. Due to front depth requirements, angled panels are not recommended for cabinet installation.

UTP ANGLED 110-STYLE & QUICKPORT PANELS

- Conserve rack space by routing patch cords directly into vertical cable management
- Angled design facilitates proper bend radius and simplifies termination
- 110-style angled panels are available in CAT 6A, 6, and 5e
- 110-style angled panels include a snap-in plastic label holder and card stock labels
- QuickPort angled panels include white write-on blocks
- 1RU 48-Port QuickPort panel can be used with all QuickPort connectors including CAT 6A, 6, 5e, fiber, and A/V
- CAT 6A panels include magnifying lens label holders for easy reading
- All QuickPort angled panels sold empty

SHIELDED ANGLED PANELS

- Provides excellent alien crosstalk (AXT) suppression
- Shielding protects against Electromagnetic Interference (EMI) and Radio Frequency Interference (RFI), and provides excellent alien crosstalk (AXT) suppression
- Provides data security for government, financial, medical, gaming, and other sensitive networks
- Includes star washer and grounding lug
- Available in QuickPort 1RU 24-port and 2RU 48-port angled configurations
- Accepts all QuickPort connectors

RoHS All Leviton CAT 6A/6/5e Patch Panels are RoHS Compliant

AVAILABLE CABLE MGMT.:

- Versi-Duct®
- Rear Cable Mgmt. Bars
- Horizontal Cable Managers
- Blank Filler Panels
- Transitional Covers
- VELCRO® Brand Fasteners

See pages A68-A76 for product details and ordering information.



49006-AMB
Recommended rear cable mgmt. bar



49254-BC1
Recommended angled transitional cover

ANGLED PATCH PANELS

DESCRIPTION	CAT 6A	CAT 6	CAT 5e	EMPTY
1RU 24-Port 110-Style Angled Panel	6A587-U24			
2RU 48-Port 110-Style Angled Panel	6A587-U48	[A] 69587-U48	5G597-U48	
1RU 24-Port QuickPort Angled Panel				49256-H24
2RU 48-Port QuickPort Angled Panel				49256-H48
2RU 72-Port QuickPort Angled Panel				[B] 49256-D72
1RU 48-Port QuickPort High-Density Angled Panel				[C] 49256-D48
1RU 24-Port QuickPort Shielded Angled Panel				4S256-S24
2RU 48-Port QuickPort Shielded Angled Panel				[D] 4S256-S48

QuickPort Connectors are available on pages A9-A16.

PATCH PANELS | Recessed-Angled 110-Style & QuickPort® UTP



A



B

Recessed-angled patch panels are ideal for cabinet and rack applications with minimal depth in front of the panel. The unique dual-angled design greatly improves punchdown accessibility.

RECESSED-ANGLED 110-STYLE & QUICKPORT PANELS

- Conserves rack space by routing patch cords directly into vertical cable management
- Recessed depth facilitates proper bend radius
- Unique dual-angled design greatly improves punchdown accessibility
- 110-style recessed-angled panels are available in CAT 6 and 5e
- 110-style recessed-angled panels include a snap-in plastic label holder and card stock labels
- QuickPort recessed-angled panels include white write-on blocks
- All QuickPort recessed-angled panels sold empty

AVAILABLE CABLE MGMT.:

- Versi-Duct®
- Rear Cable Mgmt. Bars
- Horizontal Cable Managers
- Blank Filler Panels
- Transitional Covers
- VELCRO® Brand Fasteners

See pages A68-A76 for product details and ordering information.



4W006-AMB
Recommended rear cable mgmt. bar.



4W254-BC1
Recommended recessed-angled transitional cover

COPPER

patch panels

RoHS All Leviton CAT 6A/6/5e Patch Panels are RoHS Compliant

RECESSED-ANGLED PATCH PANELS			
DESCRIPTION	CAT 6	CAT 5e	EMPTY
2RU 48-Port 110-Style Recessed-Angled Panel	[A] 6W587-U48	5W597-U48	
1RU 24-Port QuickPort Recessed-Angled Panel			4W256-H24
2RU 48-Port QuickPort Recessed-Angled Panel			4W256-H48
[B] 2RU 72-Port QuickPort Recessed-Angled Panel			[B] 4W256-D72

QuickPort Connectors are available on pages A9-A16.

PATCH PANELS | VertiGO® Zero-U QuickPort® & Opt-X®

COPPER

patch panels



VERTIGO ZERO-U QUICKPORT & OPT-X PANELS

- All styles sold empty, with either QuickPort or Opt-X style openings
- Zero-U uses no rack space
- Low-profile design fully covers connections
- Improves cabinet center airflow by routing rear cable along outer edges
- Styles with 3" and 6" channels provide additional cable management space
- Hinged doors provide easy access to termination field
- Magnifying lens label holders facilitate easy reading
- Supports copper and fiber installations

RECOMMENDED APPLICATIONS:

- Any Size Cabinet
- Ladder Tray
- Wire Basket
- Raised Floor Enclosure
- Modular Furniture
- Wall-Mount

VERTIGO ZERO-U PATCH PANELS	
DESCRIPTION	EMPTY
[A] 12-Port QuickPort VertiGO Panel, panel only	49280-QP0
[B] 12-Port QuickPort VertiGO Panel, 3" channel	49280-QP3
[C] 12-Port QuickPort VertiGO Panel, 6" channel	49280-QP6
[D] Opt-X Adapter Plate VertiGO Panel, panel only	49280-AP0
[E] Opt-X Adapter Plate VertiGO Panel, 3" channel	49280-AP3
[F] Opt-X Adapter Plate VertiGO Panel, 6" channel	49280-AP6

Contact inside sales at 800.722.2082 for custom VertiGO configurations .
 QuickPort connectors are available on pages A9-A16.
 Opt-X adapter plates are available on pages B33-B34.


SPOTLIGHT VertiGO Zero-U Patch Panels > Unparalleled Flexibility



Leviton's patented VertiGO Zero-U Patch Panels offer unprecedented versatility for a wide range of installations. In data centers where left or right side cabinet installation is ideal, VertiGO can share mounting hardware with servers or other existing equipment. Where traditional cabinet space is lacking, VertiGO can be mounted to a ladder tray, wire basket, directly to the wall, under a raised floor, or even onto modular furniture.

VertiGO addresses three major data center issues: density, cooling, and appearance. Mounting vertically along a back cabinet rail allows more terminations than would otherwise be possible. Cables can be routed along the cabinet outer edges to improve airflow. The low-profile design fully covers the connections, providing the clean look managers seek.

COPPER
patch panels



DATA GRADE PANELS

- 8P8C Data Grade Panel supports 10/100BASE-T applications
- Features 25-pair female Amphenol™ RJ-21X connectors
- Pre-configured in 24- and 48-port densities

VOICE GRADE PANELS

- 110-style or 25-pair configurations
- Unique label delineates 1-, 2-, 4-, or 25-pair termination options
- Pre-configured in 24- and 48-port densities
- 25th pair (violet/slate) is not used in 25-pair style panels

RJ-21X CONNECTORS PER PANEL

TELCO & VOICE GRADE PANELS		
PART NO.	24-PORT	48-PORT
49012	1	2
49014	2	4
49018	4	8

DATA GRADE PATCH PANELS		
DESCRIPTION	1RU 24-PORT	2RU 48-PORT
8P8C Panel, one 25-pair connector per 6 ports (supports 10/100BASE-T), 4 wire-pairs per port	[A] 49018-J24	49018-J48
VOICE GRADE PATCH PANELS		
DESCRIPTION	1RU 24-PORT	2RU 48-PORT
8P4C Panel, 110 termination, 2 pairs per port, 2 wire-pairs per port	[B] 49013-P24	[D] 49013-P48
8P4C Panel, two 25-pair connectors per 24 ports, 2 wire-pairs per port	49014-J24	[C] 49014-J48
8P2C Panel, one 25-pair connector per 24 ports, 1 wire-pair per port	49012-J24	49012-J48
PATCH PANEL LABELING SOLUTIONS		
DESCRIPTION	PART NO.	
[E] Adhesive Holder and Labels Kit for QuickPort® Panels	49257-QHD	
[F] Adhesive Holder and Labels Kit for 110-Style Panels	49257-I24	
[G] Designation Kit Replacement for 110-Style Panels	69585-IDL	

RHINOPRO® LABELING SOLUTIONS

Leviton recommends RhinoPRO labeling solutions for superior mechanical patch panel labeling. Printers are available in handheld and desktop versions; both include software with Leviton templates to create easy-to-read labels that perfectly fit our patch panels. For more information or to order, please visit rhinolabeling.com.



CROSS CONNECT



FEATURED PRODUCTS

CAT 6A Wiring Block **A48**

Dependable, flexible, and cost-effective, Leviton 110-style and 66-block cross connect products are ideal for telecommunications rooms and distribution frames.

110-style wiring blocks are available in CAT 6A, 6, and 5e, and can be mounted to the wall or plywood backboard. Rack-mount solutions are also available.


COPPER

cross connect



CAT 6A 110-STYLE WIRING BLOCKS

- Supports high-frequency data signals up to 500 MHz
- Can be used as a consolidation point (CP) in a TIA-defined 90-meter permanent link
- Designed to mitigate alien crosstalk (AXT)
- Independently tested and verified by Intertek (ETL) to meet all TIA component, permanent link, and channel requirements
- Available in 64-pair wall-mount block



CAT 6 110-STYLE WIRING PRODUCTS

- Support voice, data, and security applications
- Complete selection of rack and wall-mount blocks, mounting frames, patch cords, and cable management
- Wall-mount wiring block kits available in 96-, 192-, and 288-pairs
- Rack-mount wiring block kits available in 1RU 96-pair, 2RU 192-pair, and 3RU 288-pair configurations
- 110-style patch cords in 110-110 and 110-T568A/B configurations
- Connector clips withstand 200 reterminations

CAT 6A 110-STYLE WALL-MOUNT WIRING BLOCK KITS						
DESCRIPTION	64-PAIR					
[A] eXtreme® 6A CAT 6A 110-Style Wiring Block, wall-mount w/ legs and C-4 clips*	41D6A-1F4					
CAT 6 110-STYLE WIRING BLOCK KITS (W/ C-4 CLIPS)						
DESCRIPTION	96-PAIR	192-PAIR	288-PAIR			
eXtreme 6+ CAT 6 110-Style Wiring Block, wall-mount w/o legs	[B] 41NB6-1F4					
eXtreme 6+ CAT 6 110-Style Wiring Block, wall-mount w/legs*	[C] 41AB6-1F4		[D] 41AB6-3F4			
eXtreme 6+ CAT 6 110-Style Wiring Block, rack-mount	[E] 41DR6-1F4	[F] 41DR6-2F4	[G] 41DR6-3F4			
CAT 6 110-STYLE PATCH CORDS						
DESCRIPTION	1-FOOT	2-FOOT	3-FOOT	5-FOOT	7-FOOT	10-FOOT
[H] CAT 6 110 to 110 Patch Cord	62240-01S	62240-02S	62240-03S	62240-05S	62240-07S	62240-10S
[I] CAT 6 110 to T568A Patch Cord	6234A-01S	6234A-02S	6234A-03S	6234A-05S	6234A-07S	6234A-10S
CAT 6 110 to T568B Patch Cord	6234B-01S	6234B-02S	6234B-03S	6234B-05S	6234B-07S	6234B-10S
CAT 6 110-STYLE CONNECTOR CLIPS						
DESCRIPTION	PART NO.					
[J] eXtreme 6+ CAT 6 C-4 Clips (bag of 10)	69104-IDC					

*CAT 6A/6 110-Style wiring block stand-off legs are non-removable. Legs not sold separately for CAT 6A/6 wiring blocks.

COPPER

cross connect

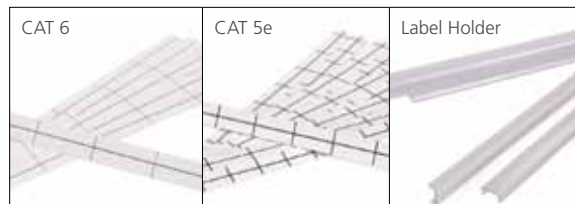


CAT 5e 110-STYLE WIRING PRODUCTS

- Wall-mount bases available in 50- and 100-pair with or without legs
- 300-pair bases include standoff legs, labels, and label holders
- Kits include bases, connecting blocks, labels, and holders
- Rack-mount units are for 100-, 200-, and 300-pair densities
- Patch Cords in 110-110 and 110-T568A/B configurations

SPOTLIGHT 110-Style Labeling Solutions

110-STYLE LABELING SOLUTIONS	
DESCRIPTION	PART NO.
CAT 6 Label Kit, 6/kit	41LBL-60W
CAT 5e Label Kit, 6/kit	41LBL-00W
Label Holder, 6/kit	41100-HDL



COPPER

cross
connect

CATEGORY 5e 110-STYLE WALL-MOUNT WIRING BLOCK KITS							
DESCRIPTION	C-4 CLIPS			C-5 CLIPS			
GigaMax® CAT 5e 110-Style Wall-Mount Wiring Block Kit, w/ legs, 100-pair*	41AB2-1F4			41AB2-1F5			
GigaMax CAT 5e 110-Style Wall-Mount Wiring Block Kit, w/o legs, 100-pair	41NB2-1F4			41NB2-1F5			
GigaMax CAT 5e 110-Style Wall-Mount Wiring Block Kit, w/ legs, 300-pair*	41AB2-3F4			41AB2-3F5			
CATEGORY 5e 110-STYLE WALL-MOUNT WIRING BLOCKS							
DESCRIPTION	50-PAIR	100-PAIR	300-PAIR				
GigaMax CAT 5e 110-Style Wall-Mount Wiring Block, w/ legs, 50-pair*	41AW1-050	[B] 41AW2-100	[A] 41AW2-300				
GigaMax CAT 5e 110-Style Wall-Mount Wiring Block, w/o legs, 50-pair	41DW1-050	[C] 41DW2-100					
CATEGORY 5e 110-STYLE RACK-MOUNT KITS							
DESCRIPTION	C-4 CLIPS			C-5 CLIPS			
GigaMax CAT 5e 110-Style Rack-Mount Wiring Block Kit, 100-pair, 1RU	41DBR-1F4			41DBR-1F5			
GigaMax CAT 5e 110-Style Rack-Mount Wiring Block Kit, 200-pair, 2RU	41DBR-2F4			41DBR-2F5			
GigaMax CAT 5e 110-Style Rack-Mount Wiring Block Kit, 300-pair, 3RU	41DBR-3F4			41DBR-3F5			
5e 110-STYLE RACK-MOUNT WIRING BLOCKS							
DESCRIPTION	100-PAIR	200-PAIR	300-PAIR				
GigaMax CAT 5e 110-Style Rack-Mount Wiring Block	[D] 41DR2-100	[E] 41DR2-200	[F] 41DR2-300				
RACK-MOUNT MANAGER							
DESCRIPTION	PART NO.						
Rack-Mount Horizontal Cord Manager	[G] 41D1R-HCM						
CATEGORY 5e 110-STYLE PATCH CORDS							
DESCRIPTION	1-FOOT	2-FOOT	3-FOOT	5-FOOT	7-FOOT	10-FOOT	
CAT 5e 110 to 110 Patch Cord, 1 pair	[H] 5G210-01S	5G210-02S	5G210-03S	5G210-05S	5G210-07S	5G210-10S	
CAT 5e 110 to 110 Patch Cord, 2 pair	[I] 5G220-01S	5G220-02S	5G220-03S	5G220-05S	5G220-07S	5G220-10S	
CAT 5e 110 to 110 Patch Cord, 4 pair	[J] 5G240-01S	5G240-02S	5G240-03S	5G240-05S	5G240-07S	5G240-10S	
CAT 5e 110 to 568A Patch Cord, 4 pair	[K] 5G34A-01S	5G34A-02S	5G34A-03S	5G34A-05S	5G34A-07S	5G34A-10S	
CAT 5e 110 to 568B Patch Cord, 4 pair	5G34B-01S	5G34B-02S	5G34B-03S	5G34B-05S	5G34B-07S	5G34B-10S	
CATEGORY 5e 110-STYLE CONNECTOR CLIPS							
DESCRIPTION	C-3 CLIPS	C-4 CLIPS	C-5 CLIPS				
GigaMax CAT 5e 110-Style Connector Clips (bag of 10)	49103-IDC	[L] 49104-IDC	[M] 49105-IDC				
GigaMax CAT 5e 110-Style Connector Clips (bag of 50)	49104-I50						
CATEGORY 5e 110-STYLE WIRING BLOCK ACCESSORIES							
DESCRIPTION	PART NO.						
GigaMax CAT 5e 110-Style legs (2 ea) (for use with 41DW1 only)	410L2-050						
GigaMax CAT 5e 110-Style legs (2 ea) (for use with 41DW2 only)	410L2-100						
GigaMax CAT 5e 110-Style Horizontal Cord Manager w/o legs	41D10-HCM						
GigaMax CAT 5e 110-Style Horizontal Cord Manager w/ legs*	41A10-HCM						
GigaMax CAT 5e 110-Style 50-Pair 89-D Base (89D Brackets, 40089-00D, sold separately, see page A41)	41DW1-589						

*Category 5e 110-style wiring block stand-off legs are non-removable.

CROSS CONNECT | 110-Style Wiring Cable Management

COPPER

cross connect



A-C



D, E



F, G

110 CHANNELMAX® SYSTEM

- Ideal for protecting cables in high-volume 110-wiring applications
- Expands cable channel to allow additional cables
- Cable channel available in 3" and 5" sizes
- Horizontal cable manager and vertical spool manager also available
- Non-proprietary design works with most standard 110 blocks


WALL-MOUNT CORD MANAGERS & 110-STYLE PRODUCTS

- Vertical cord managers help route patch cords in high density applications
- Basic wall-mount unit features 300-pair capacity
- Extension kits add up to 600 extra pairs
- Rear cable channel, side slots, horizontal cord managers, and bottom cable tray included
- Horizontal rack-mount cord organizer available

110 CHANNELMAX SYSTEM	
DESCRIPTION	PART NO.
[A] 3" Deep Vertical Cable Channel	41CMS-300
5" Deep Vertical Cable Channel	41CMS-500
[B] Horizontal Cable Management Trough	41CMS-HCM
[C] Vertical Spool Manager Mounting Bracket	41CMS-VSM
VERTICAL CORD MANAGERS AND 110-STYLE WALL-MOUNT WIRING PRODUCTS	
DESCRIPTION	PART NO.
[D] 300-Pair Basic Mounting Frame Unit (sheet metal frame and bottom cable tray only)	41MB2-SMF
[E] 300-Pair Extension Mounting Frame Unit (sheet metal frame only)	41MB2-SME
Basic Mounting Frame Kit, three 100-pair bases, mounting frame, cable tray, 75 C-4 connector blocks, three horizontal cord managers, label strip holders and white label strips	41MB2-3F4
Basic Mounting Frame Kit, three 100-pair bases, mounting frame, cable tray, 60 C-5 connector blocks, three horizontal cord managers, label strip holders and white label strips	41MB2-3F5
Extension Mounting Frame Kit, three 100-pair bases, mounting frame, 60 C-4 and 12 C-5 connector blocks, three horizontal cord managers, label strip holders and white label strips	41MB2-EXT
[F] 300-pair Vertical Cord Manager Basic Unit, includes bottom cable tray	41880-300
[G] 300-pair Vertical Cord Manager Extension Unit	41880-EXT

COPPER

cross connect



66 CONNECTING BLOCKS

- Install individually or in pairs in cross-connect system
- High-impact fire retardant UL 94V-0 plastic
- Phosphor bronze Quick-Connect® insulation displacement 66-clips
- 25- and split 50-pair styles
- Accessories include covers, brackets, wire distribution spools, adapters, and bridging clips

SURFACE-MOUNT MINI PATCH PANELS

- Excellent for tight spaces and simple breakout patching
- Combine two or more panels for inline cross connect
- Use with 25-pair cable assemblies
- Wall-mountable

66 CONNECTING BLOCKS	
DESCRIPTION	PART NO.
[A] M-Block: 25-pair [66M1-25]* 10"H x 3 5/16"W x 1 3/16"D	40066-M25
Split M-Block: 50-pair [66M1-50]* 10"H x 3 5/16"W x 1 3/16"D	40066-M50
[B] M-Block, female connector [66M1-50W]* 10"H x 3 5/16"W x 1 3/16"D	40066-0MW
[C] M-Block, female and male connectors [66M1-50W2]* 10"H x 3 5/16"W x 1 3/16"D	40066-MW2
[D] Connectorized Demarc Block [66M1-50R]* 10"H x 3 13/32"W x 2 3/4"D, female Amphenol™	40066-0MR
BRIDGING CLIPS	
[E] Bridging Clips (SA-1) (50 per package)	40067-0BC
HINGED COVERS AND SNAP-ON COVERS	
Snap-on Cover for M-Blocks: [66MC-4]* 9 15/16"H x 2 5/16"W x 5/16"D	40050-MCV
[F] Hinged Cover for M-Blocks: grey [66MC4LH-G]* 10"H x 2 7/16"W x 3/4"D	40050-MHG
[G] Hinged Cover for Demarc Blocks: orange [66MC4LH-O]* 10"H x 2 7/16"W x 3/4"D	40050-MH0
BRACKET FOR M BLOCKS AND CONNECTOR MOUNTING	
[H] M-Block Bracket for Connector Mounting: [89-D/QuickPort® Blocks]* 10"H x 3 13/32"W x 1 1/2"D	40089-00D
[I] MODULAR ADAPTERS	
2-Position Modular Adapter [Tap™-2]* - Converts two 66-clip contacts into 6P2C modular connector	40072-0T2
4-Position Modular Adapter [Tap™-4]* - Converts four contacts into 6P4C modular connector	40072-0T4
6-Position Modular Adapter [Tap™-6]* - Converts six contacts into 6P6C modular connector	40072-0T6
8-Position Modular Adapter, T568B wiring [Tap™-8]* - Converts eight contacts into 8P8C non-keyed modular connector	40072-0T8
WIRE DISTRIBUTION SPOOLS	
[J] Wire Distribution Spool [20-A]* 1 3/4" Dia. x 3"H	40054-0DS
[K] Wire Distribution Spool with screw [20-B]* 1 3/4" Dia. x 3"H	40054-DSS
SURFACE-MOUNT MINI PATCH PANELS	
[L] 25 6-position 2-Conductor [RJ-11]* FCC Spec Jacks, connected to a circuit board with one male 25-pair connector in	41600-00I
[M] 25 6-position 2-Conductor [RJ-11]* FCC Spec Jacks, connected to a circuit board with two bridged 25-pair	41620-00I
Mounting Magnets (20 per package)	49200-00M

*Numbers in brackets refer to industry product designation.

CABLE ASSEMBLIES



FEATURED PRODUCTS

New

SFP+ 10G Passive Cables **A54**

New

Secure RJ System **A55**

LSZH CAT 6/5e Patch Cords **A58**

Connect data center, telecom room, and work area equipment with Leviton cable assemblies. The new Secure RJ system offers lockable cords and trunks for sensitive applications. SFP+ 10G Passive Copper Cable Assemblies deliver high-speed connectivity between active equipment with SFP+ ports. Copper trunks are made to order, reducing installation time and maximizing flexibility. Finally, patch cords are available in CAT 6A, 6, and 5e, UTP or shielded, and a variety of lengths and colors.

New



SFP+ 10G Passive Cable Assembly

COPPER

cords & trunks

Leviton Small Form-factor Pluggable Plus (SFP+) 10G Passive Copper Cable Assemblies offer high-speed connectivity between active equipment with SFP+ ports. The passive assemblies support Fibre Channel and 10 Gigabit Ethernet applications, and are compatible with hubs, switches, routers, servers, and network interface cards (NICs) from leading electronics manufacturers. SFP+ Cable Assemblies are a more cost-effective alternative to fiber optic solutions for connecting equipment no more than seven meters apart, common in ToR (Top of Rack) or EoR (End of Row) configurations.

SFP+ 10G PASSIVE CABLE ASSEMBLIES


- SFF-8431 compliant for SFP+ interconnects including Checksum EEPROM
- Meets requirements for data speeds up to 10 Gbps at distances up to seven meters
- Hot pluggable interconnect
- Low power, low latency
- Provides superior Electromagnetic Interference (EMI) suppression for transmission speeds up to 10 Gbps
- Integrated strain relief ensures reliable performance
- Low-profile pull latch enables belly-to-belly cable installation
- Works in active equipment with highest possible port density
- 100% factory terminated
- Third-party verified through the University of New Hampshire InterOperability Lab (UNH-IOL)
- Packaged in anti-static bags

PART NUMBERS	
DESCRIPTION	PART NO.
SFP+ 10G Passive Copper Cable Assembly, 30 AWG, 1 meter length	SFP10-E01
SFP+ 10G Passive Copper Cable Assembly, 30 AWG, 3 meter length	SFP10-E03
SFP+ 10G Passive Copper Cable Assembly, 24 AWG, 5 meter length	SFP10-E05
SFP+ 10G Passive Copper Cable Assembly, 24 AWG, 7 meter length	SFP10-E07

CABLE ASSEMBLIES | Secure RJ System

COPPER

cords & trunks



Leviton's patent-pending Secure RJ System provides physical security for critical network ports. Once connected, plugs can only be disengaged with the color-matched extraction tool. The secure system includes patch cords, trunks, port blockers, and extraction tools, and is available in CAT 6A or CAT 6.

SECURE RJ SYSTEM

- Patent-pending design prevents unauthorized and unintentional port access
- Superior locking mechanism cannot be released without matching color extraction tool
- Compatible with all industry standard RJ ports in network equipment, devices, patch panels, and work area outlets
- Works with high-density network equipment and 1RU 48-port patch panels
- Available in eight color options to reserve, identify, segregate, and secure network ports
- Same-color extraction tool disengages color-matched patch cords and port blockers
- Transparent polymer housing allows color coding without blocking visibility to Link/Status LEDs on electronic equipment
- Patch cords with Secure RJ housing on one end only will have Slimline plug on non-secure end
- Port blocker prevents unauthorized network connection and protects ports not currently in use
- Additional patch cord configurations are available through the Leviton Make-to-Order (MTO) program - see configurator at right
- Made in the United States

Don't forget to order a matching color extraction tool




SECURE RJ SYSTEM

DESCRIPTION	PART NO.
[A] CAT 6 SlimLine Patch Cord, with Secure RJ housing on both ends	SRJ6+-xx*
Secure RJ Port Blocker, pack of 12	SRJPB-00†
[B] Secure RJ Extraction Tool, pack of 1	SRJET-00†

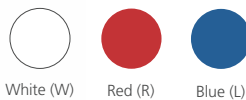
xx = Length: (05), (10) or (20) feet.

Note: Additional patch cord lengths and jacket colors available through Leviton's make-to-order (MTO) program - see configurator on the next page.

† = Patch cord housing, port blocker, and extraction tool colors: Choose from the transparent colors below.



* = Patch cord jacket colors: Choose from the colors below.



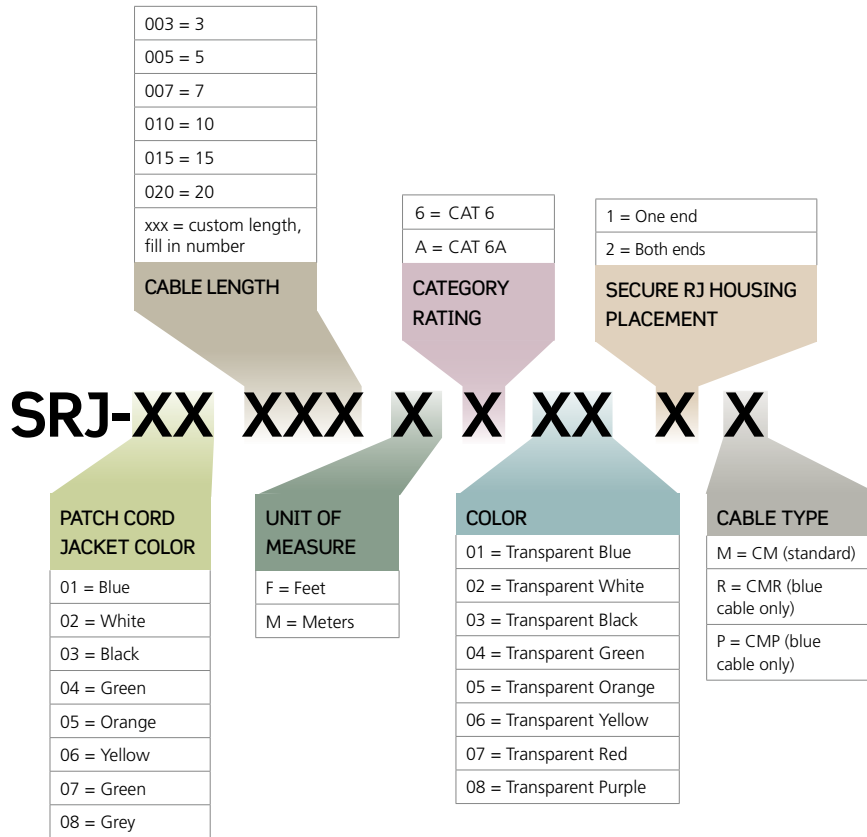
MODEL NUMBER CONFIGURATOR - SECURE RJ PATCH CORDS

FOR ASSISTANCE CONFIGURING YOUR PATCH CORD, PLEASE CALL 800.722.2082.



COPPER

CORDS & TRUNKS



Example 1: **SRJ-04025FA062M**; Secure RJ Patch Cord, SlimLine, Green, 25-foot, CAT 6A, transparent yellow on both ends, CM.
 Example 2: **SRJ-06005M6011M**; Secure RJ Patch Cord, SlimLine, Yellow, 5-meter, CAT 6, transparent blue SRJ on one end, CM.

Secure RJ Trunks also available; call 800.722.2082 for more information or for configuration assistance

SPOTLIGHT Secure RJ Applications



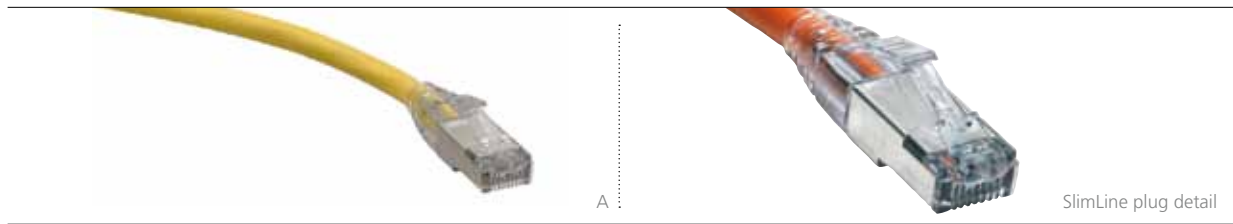
The new Leviton Secure RJ System is ideal for sensitive network applications, including government, tech industry, health care, financial, and education. Locking cords and port-blocking plugs can only be removed with the matching color extraction tool, providing physical security for critical network ports.

For additional physical security, use different Secure RJ colors to reserve, identify, and segregate multiple networks in data center and work area applications. Transparent plug housings and port blockers allow visibility of link/status LEDs on electronic equipment, and with eight colors, virtually any secure network segregation scheme can be accomplished.

CABLE ASSEMBLIES | CAT 6A Patch Cords > UTP & Shielded

COPPER

cords & trunks



All Leviton patch cords are components of a category-rated network infrastructure solution that also includes connectors, patch panels, and approved Leviton partner cabling. For optimum performance and full system warranty, use a Leviton Contractor Program installer to install your Leviton components.

CAT 6A PATCH CORDS

- Same cord for UTP or shielded installations
- Component-rated for optimum channel performance
- Independently tested and verified by Intertek (ETL) to meet TIA-568-C.2 component and channel requirements
- Provides exceptional alien crosstalk (AXT) suppression in CAT 6A channel
- Features narrow profile SlimLine plug for less congestion in high-density applications
- Strain relief boot ensures long-term network performance
- Snagless design prevents tab breakage
- Outside diameter of .240" is easier to manage
- 26-gauge stranded cable for maximum flexibility
- Leviton patch cord required for channel warranty

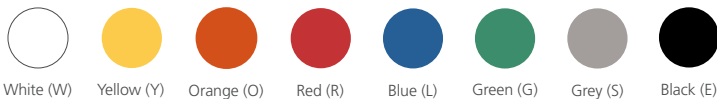
RoHS All Leviton CAT 6A/6 and 5e Patch Cords are RoHS Compliant

CATEGORY 6A SLIMLINE PATCH CORD


DESCRIPTION	CAT 6A
[A] SlimLine CAT 6A Patch Cord (same cord for UTP or shielded installations)	6AS10-xx*

xx = Length: (03), (05), (07), (10), (15), or (20) feet.

* = Colors: Choose from any of the colors below.



Custom length cords available, call inside sales at 800.722.2082 for more information.



A-C

COPPER
cords & trunks

CAT 6/5e UTP & SHIELDED PATCH CORDS

- Independently tested and verified by Intertek (ETL)
- CAT 6/5e cords are component-rated for optimum channel performance
- Available with standard or SlimLine plug
- Available in UTP and shielded styles
- 24-gauge stranded cable for maximum flexibility
- Standard plugs feature overmolded boot to protect plug
- SlimLine styles feature narrow profile plug to reduce congestion in high-density applications
- SlimLine styles strain relief boot ensures long-term network performance
- SlimLine styles snagless boot design prevents tab breakage
- Leviton patch cord required for channel warranty

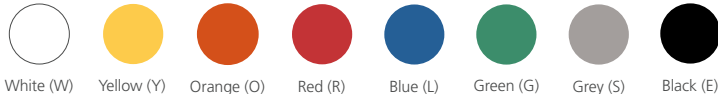
RoHS All Leviton CAT 6A/6 and 5e Patch Cords are RoHS Compliant

UTP PATCH CORDS		
DESCRIPTION	CAT 6	CAT 5e
[A] Standard UTP Patch Cord, matching boot	62460-xx*	5G460-xx*
[B] SlimLine UTP Patch Cord	6D460-xx*	5D460-xx*
SlimLine UTP Low-Smoke Zero-Halogen (LSZH) Patch Cord	6Z460-††°	5Z460-††°
SHIELDED PATCH CORDS		
DESCRIPTION	CAT 6	CAT 5e
[C] Standard Shielded Patch Cord, matching boot, grey only	6S460-xxS	5S460-xxS

STANDARD & SLIMLINE UTP & STANDARD SHIELDED CAT 6/5E PATCH CORDS

xx = Length: (03), (05), (07), (10), (15), or (20) feet.

* = Colors: Choose from any of the colors below.



SLIMLINE UTP LSZH CAT 6/5E PATCH CORDS

†† = Colors: Choose from any of the colors below.

° = Length (1), (2), (3), or (5) meters.



Custom length cords available, call inside sales at 800.722.2082 for more information.

CABLE ASSEMBLIES | Copper Trunks

COPPER

ords & trunks



UTP jack to plug



UTP jack to jack



Shielded jack to shielded jack

PRE-TERMINATED COPPER TRUNKS

- Custom configured for length, connector type, and more
- Fast and easy installation with reduced labor costs
- 100% factory tested, with test results included for each link
- CAT 6A trunks all use Leviton's component-rated connectors, which provide guaranteed performance in lengths as short as 10 feet
- UTP connectors utilize Leviton's patented Retention Force Technology (RFT) for consistent system reliability
- Plugs feature clear SlimLine design with snagless strain relief boot
- Terminated ends offered in staggered or even cut
- Customized breakout length from braided sleeve improves installation flexibility and appearance
- Each assembly receives an individualized serial number, and individual cables are numbered relative to that serial number (custom labeling available on request)
- Pre-terminated assemblies are eligible for Leviton's lifetime product, system and performance warranties.

RECOMMENDED APPLICATIONS:

- Data Center Cabinets
- Telecommunications Racks
- Quick Network Deployment



COPPER TRUNK CONFIGURATION OPTIONS

Performance	Jack to Jack	Jack to Plug	Plug to Plug	Jack to Open	Plug to Open
CAT 5e, UTP	•	•	•	•	•
CAT 6, UTP	•	•	•	•	•
CAT 6A, UTP	•	•	•	•	•
CAT 6A, AXi UTP	•	•	•	•	•
CAT 5e, Shielded	•			•	
CAT 6, Shielded	•			•	
CAT 6A, Shielded	•	•	•	•	•

SPOTLIGHT Pulling Eye



A pulling eye is included on terminated ends of all multi-cable assemblies. Made of braided mesh, the pulling eye completely covers the breakout length, transferring any pulling force from the assembly to the braided mesh sleeve, and protecting the cable from undue stress during installation. The pulling eye also protects connectors during shipment, ensuring reliable operation out of the box.

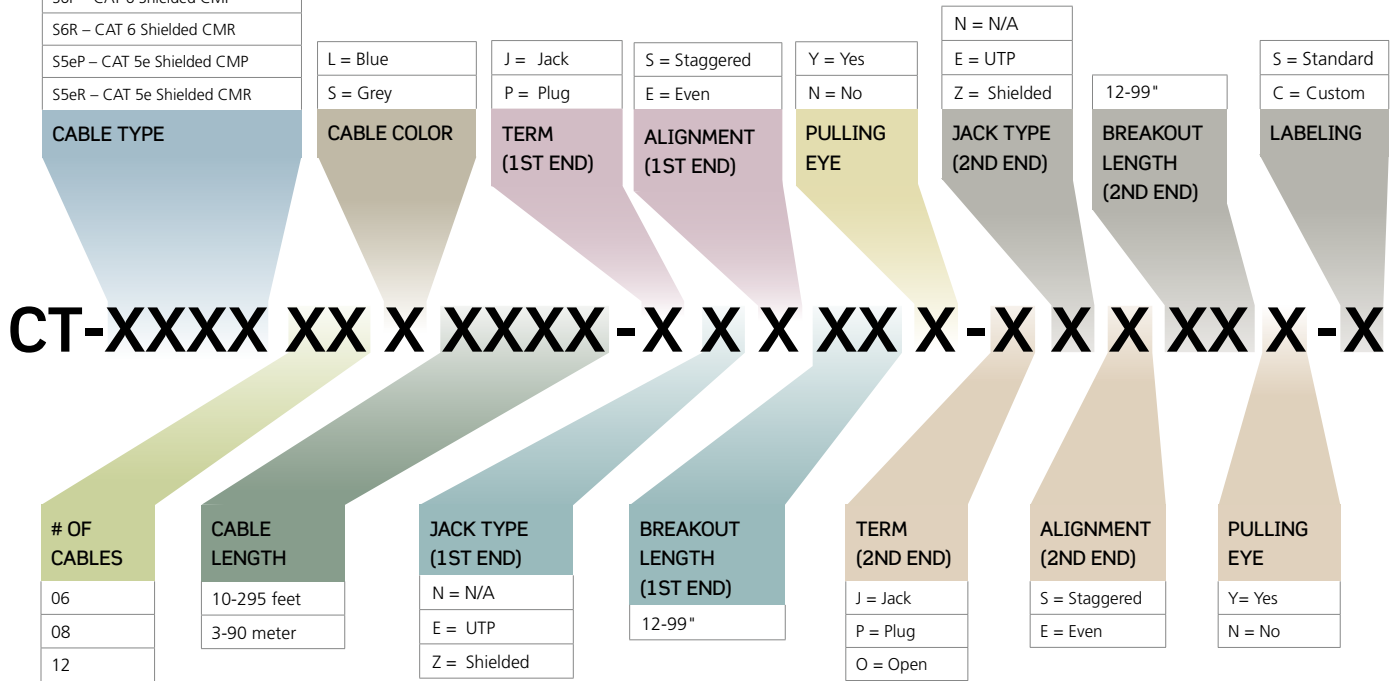
MODEL NUMBER CONFIGURATOR - COPPER TRUNKS

U6AP – CAT 6A UTP CMP
U6AR – CAT 6A UTP CMR
U6XR – CAT 6A AXI, UTP, CMP
U6AP – CAT 6A AXI, UTP, CMR
U6P – CAT 6 UTP CMP
U6R – CAT 6 UTP CMR
U5eP – CAT 5e UTP CMP
U5eR – CAT 5e UTP CMR
S6AP – CAT 6A Shielded CMP
S6AR – CAT 6A Shielded CMR
S6P – CAT 6 Shielded CMP
S6R – CAT 6 Shielded CMR
S5eP – CAT 5e Shielded CMP
S5eR – CAT 5e Shielded CMR

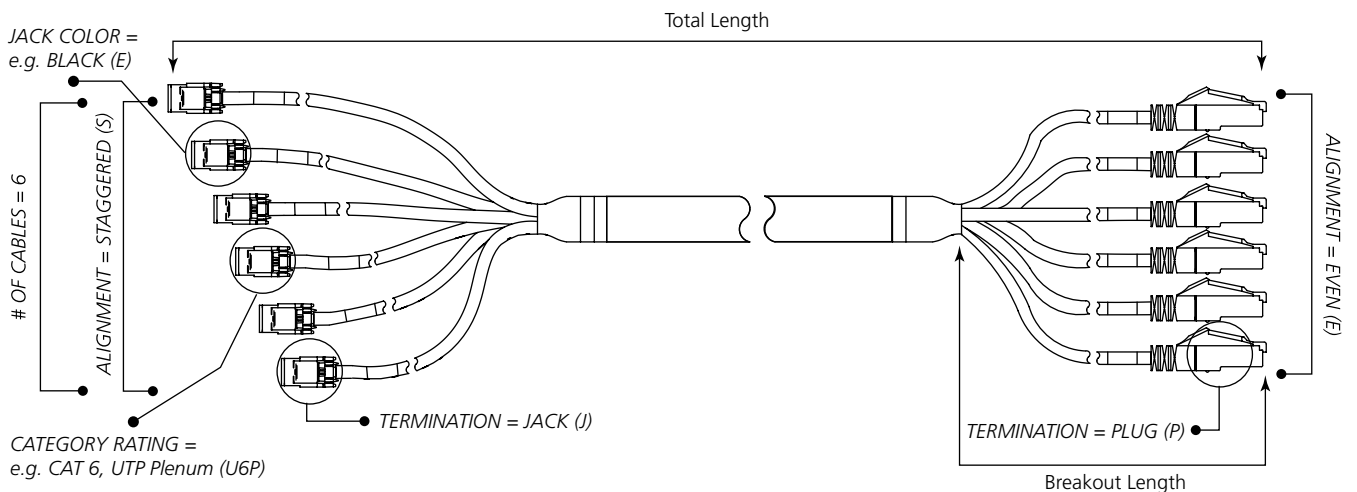
Stagger dimension is 1" offset.
 Standard labeling includes trunk serial number as well as individually numbered cables on each end.
 UTP cable provided with blue cable jacket; shielded cable provided with grey jacket.

FOR ASSISTANCE CONFIGURING YOUR COPPER TRUNK, PLEASE CALL 800.722.2082.

COPPER
 cords & trunks



Example: **CT-U6P6L050F-JES36Y-PNE36Y-S**; CAT 6 plenum cable assembly, 50-foot length, jack to plug terminations, staggered black jacks with a 36-inch breakout, even plugs with a 36-inch breakout, bundle of 6 blue cables encased in a plenum braided mesh sleeve with pulling eye on each end, standard labeling.



UTP SECURITY



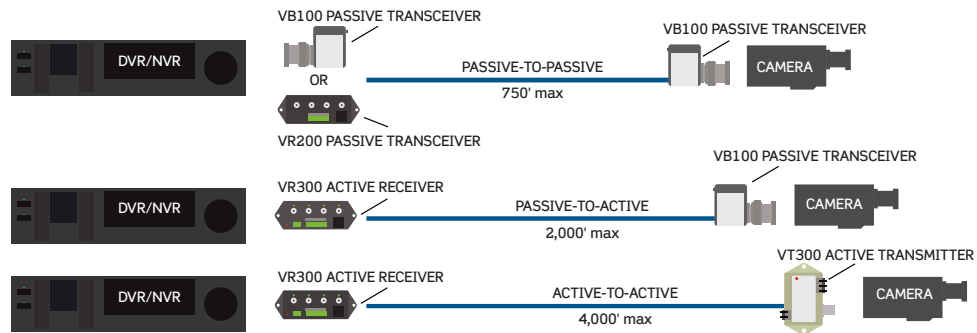
FEATURED PRODUCTS

Passive Video Transceivers **A63**

Video, Power, and Data Transceivers **A64**

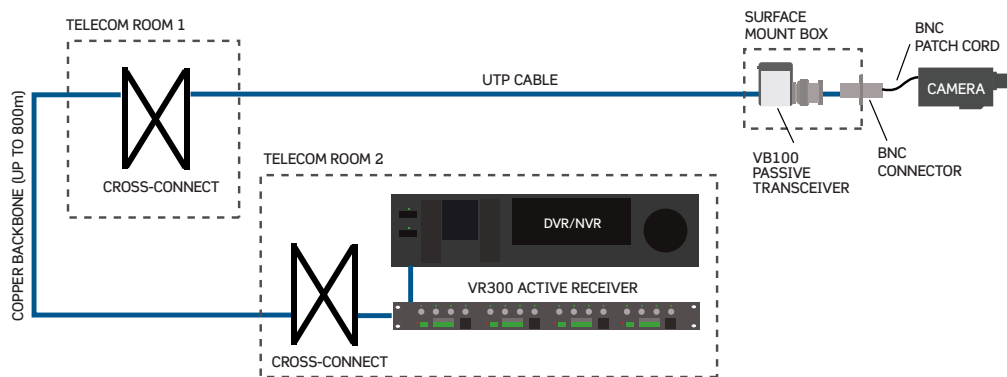
Connect analog security cameras and recording equipment over the same UTP cabling used for voice and data networks with the Leviton suite of UTP security solutions. The suite includes connectivity equipment to support video transmission over a standardized structured cabling system, using local or centralized power. Choose from a wide selection of transceivers, receivers, and signal integrators with 1, 4, 8, or 16 channels.

HOME-RUN

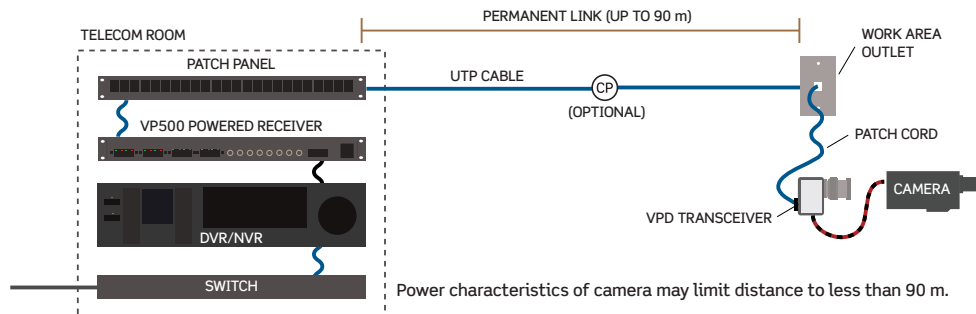


COPPER
security

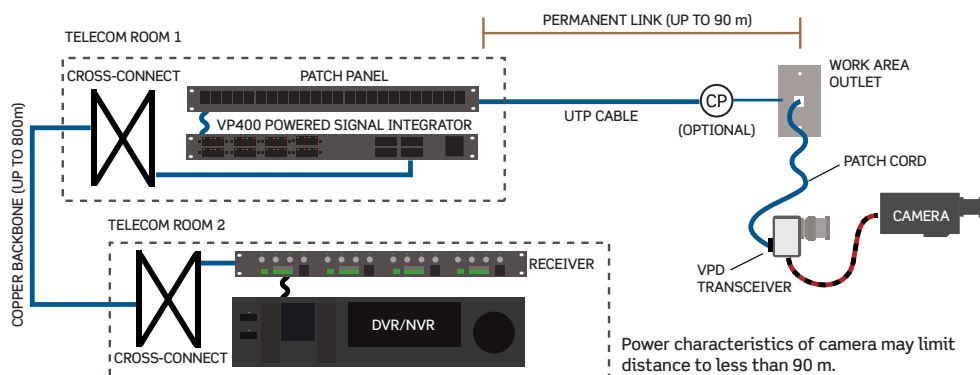
COPPER BACKBONE



VIDEO, POWER & DATA



EXTENDED DISTANCE VIDEO, POWER & DATA



COPPER
security



PASSIVE VIDEO TRANSCEIVER BALUNS

- IDC terminations for secure connections to solid-conductor UTP cable
- Transmit and receive video up to 750 feet (229 m)
- Transmit up to 2,000 feet (609 m) when combined with an active receiver
- Compact footprint for ease of installation
- VB100 model includes differential surge suppression to protect against damaging voltage spikes through cabling


PASSIVE VIDEO TRANSCEIVER HUB

- UTP connection via IDC termination block, screw terminal block, or RJ-45
- Both IDC and screw-terminal connector included with all models
- 8- and 16-channel models are standard 19" rack-mount
- Surge suppression included

ACTIVE VIDEO TRANSMITTER, RECEIVER & HUB

- UTP connection via IDC termination block, screw-terminal block, or RJ-45 (multi-channel products only)
- Automatic gain control for ease of installation
- Active receiver boosts passive transceiver signal to achieve distances of up to 2,000 feet (609 m)
- Pair an active receiver with an active transmitter for signal transmission up to 4,000 feet (1218 m)
- Surge suppression included with all active products
- Both IDC and screw-terminal connector included with all multi-channel models
- 8- and 16- channel models are standard 19" rack-mount

PASSIVE BALUNS				
DESCRIPTION	1 CHANNEL	4 CHANNELS	8 CHANNELS	16 CHANNELS
Passive Video Transceiver Balun	[A] VB050-01M			
Passive Video Transceiver Balun, surge protection	[B] VB100-01M			
PASSIVE HUBS				
Passive Video Transceiver Hub		[C] VR200-04F	[D] VR200-08F	[E] VR200-16F
ACTIVE VIDEO TRANSMITTER, RECEIVER & HUB				
DESCRIPTION	1 CHANNEL	4 CHANNELS	8 CHANNELS	16 CHANNELS
Active Video Transmitter	[F] VT300-01F			
Active Video Receiver	[G] VR300-01F			
Active Video Receiver Hub		VR300-04F	VR300-08F	VR300-16F



COPPER
security

VIDEO, POWER, & DATA TRANSCEIVERS & VOLTAGE REGULATOR

- Utilize standard structured cabling horizontal links from telecom room to camera
- Centralized power for cameras
- Transmit and receive video up to 750 feet (229 m) with Video, Power, and Data Passive Transceivers
- Transmit video up to 2,000 feet (609 m) when combined with an active receiver and signal integrator
- VP102-01M and VS100-01T convert 24V AC/DC to 12VDC @ 600 mA
- Differential surge suppression included to protect against damaging voltage spikes through cabling

VIDEO, POWER, & DATA HUBS

- Utilize standard structured cabling horizontal links from telecom room to camera
- Receive video up to 750 feet (229 m) with Video, Power, and Data Passive Transceiver
- Combine signal integrator with an active receiver for video distances up to 2,000 feet (609 m)
- Signal integrators inject 24 or 28VAC along a cable run between telecom room and camera
- Transmit all signals on a single 4-pair UTP cable between signal integrator and camera
- Powered units accept 110/220V in, and provide 24 or 28VAC out to camera

VIDEO, POWER, & DATA TRANSCEIVERS & VOLTAGE REGULATOR			
DESCRIPTION	PART NO.		
Video, Power & Data Passive Transceiver (pigtail design)	[A] VP100-01M		
Video & Power Passive Transceiver (compact design)	[B] VP101-01M		
Video, Power & Data Passive Transceiver, 12VDC converter	[C] VP102-01M		
Voltage Regulator, 24V AC/DC to 12VDC	[D] VS100-01T		
VIDEO, POWER, & DATA HUBS			
DESCRIPTION	4 CHANNELS	8 CHANNELS	16 CHANNELS
Video, Power & Data Passive Receiver Hub	[E] VP200-04J		[G] VP200-16J
Video, Power & Data Signal Integrator Hub	[F] VP300-04J		[H] VP300-16J
Powered Video, Power & Data Signal Integrator Hub		VP400-08J	[I] VP400-16J
Powered Video, Power & Data Passive Receiver Hub		VP500-08J	[J] VP500-16J

ZONE ENCLOSURES



FEATURED PRODUCTS

Raised-Floor Enclosures **A66**

Zone cabling enclosures are the perfect solution for adding flexibility within an open-office architecture or data center environment. Choose from ceiling-mount or under-floor versions. Leviton also offers a full line of access point enclosures for wireless networks, found in Section D. Fiber optic enclosures are listed in Section B.

ZONE ENCLOSURES | Active & Passive Enclosures



ZONE ENCLOSURES

- Provide flexible consolidation point in ceiling or floor
- Simplify moves, adds, and changes
- Plenum-rated with included fire-rated foam sealing kits
- Significant reduction in cable pathway loading
- Use as a telecom enclosure (TE) for cabling flexibility

CEILING ENCLOSURES

- Install flush with drop ceiling
- Fully hinged drop-down doors support installed equipment and open to face technician
- Active and passive styles available

2' x 2' PASSIVE RAISED-FLOOR ENCLOSURES

- Fit in air handling space under 8" raised floors
- House two 4RU (8RU total) racks for standard 19" components
- Rotating patch panel mounting provides easy access to rear of panels

ZONE ENCLOSURES	
DESCRIPTION	PART NO.
[A] Active Ceiling Enclosure, 2' x 2', 2RU active and 5RU passive space	Z1000-AC2
[B] Active Ceiling Enclosure, 2' x 4', 4RU active and 10RU passive space	Z1000-AC4
[C] Passive Raised-Floor Enclosure, 8" depth, 8RU passive space	Z1000-PF2
[D] Passive Ceiling Enclosure, 2' x 2', 5RU passive space	Z1000-PC2

CABLE MANAGEMENT



FEATURED PRODUCTS

8" High-Capacity
Versi-Duct® **A69**

Genuine VELCRO®
Brand Fasteners **A75**

Leviton's wide offering of cable management solutions for copper installations includes Versi-Duct® vertical and horizontal cable managers, rear cable managers, and VELCRO® Brand fasteners. Each solution provides effective support and organization of cables and patch cords, improving overall network management and cable routing. Leviton cable management products are easy to install, adaptable to a variety of applications, and facilitate efficient moves, adds, and changes.

VERSI-DUCT CABLE MANAGEMENT SYSTEM

Leviton's unique Versi-Duct system is a versatile cable management solution for copper and fiber installations. The innovative system fits on any standard equipment rack, and accessories enable a wide range of cable management configurations.

- Injection molding eliminates sharp edges and protects cable integrity
- Extremely durable ABS plastic channels withstand years of use in demanding environments
- PVC plastic is an economical and sturdy material for channel covers
- 40" and 80" channels are available in front only or front and rear configurations
- All channels include cable-concealing cover
- Large finger passthrough space aligns with rack units
- Integrated dual-hinge for easy accessibility



FINGER SPACING

Large finger spacing creates flexibility in patch cord routing.



OPEN CHANNELS

Open channels allow management control and accessibility while protecting cable.



EASY PATCHING

Vertical cable management enables smooth transition from horizontal panels and equipment.



INJECTION MOLDING

Injection molded channels eliminate sharp edges that could damage cables.

CABLE MANAGEMENT | Versi-Duct® Vertical Management

COPPER

cable
mgmt.



VERSI-DUCT 8" CHANNEL CABLE MANAGEMENT


- Ideal for today's large-scale deployments and CAT 6A installations with typical larger diameter cable
- 80" channel ships in two 40" pieces for easier handling and installation
- Channels available with standard or designer cover
- Channels include cover, slack loop organizers, cable retainers, and mounting brackets
- Included cover features unique integrated dual-hinge for easy accessibility
- Channels can be side or center-mounted for better space utilization

VERSI-DUCT 8" CHANNEL VERTICAL CABLE MANAGEMENT & ACCESSORIES		
DESCRIPTION	FRONT ONLY	FRONT & REAR
Vertical 80" length, 8"W x 8"D channel, standard hinged black cover	8980L-VFO	8980L-VFR
Vertical 80" length, 8"W x 8"D channel, designer hinged grey cover	[A] 8C80L-VFO	[B] 8C80L-VFR
Vertical Center Mounting Bracket, 8" channel (bag of 4)		89265-BKT
Vertical Cable Retainer, 8" channel (bag of 6)		[C] 89265-WR1
Vertical Slack Loop Organizer, 8" channel (package of 2)		[D] 89265-SL1

8" VERSI-DUCT CAPACITY CHART


Use the chart below to determine maximum recommended cable capacity for 8" Versi-Duct managers, based on average cable outside diameter. To ensure proper bend radius and space for future additions, do not fill to capacity at initial installation.

Feature	Channel Depth (WxD)	Usable Area (In ²)	CAT 6A Capacity (.330" Cable)	CAT 6 Capacity (.230" Cable)	CAT 5e Capacity (.185" Cable)
8" Channel Size	8" x 8"	56	186	384	596
Finger Spacing	5.5" x 1"	5.5	24	60	114
Large Passthrough	4.8" x 2.6"	12.7	72	120	258
Small Passthrough	2.6" x 2.6"	6.8	36	72	138



80" length shown


CABLE MANAGEMENT | Versi-Duct® Vertical & Horizontal Management



COPPER
cable mgmt.

VERSI-DUCT 5" CHANNEL CABLE MANAGEMENT

- Versatile accessories allow unique installation configurations
- 80" channel ships in two 40" pieces for easier handling and installation
- Interlocking tabs maintain flush channel alignment
- Finger spacing aligns with rack units



VERSI-DUCT HORIZONTAL CABLE MANAGEMENT

- Fits all standard 19" racks
- Horizontal managers include bend radius compliant clips
- Finger spacing aligns with Leviton patch panel port openings to better manage patch cords

VERSI-DUCT 5" CHANNEL VERTICAL CABLE MANAGEMENT & ACCESSORIES

DESCRIPTION	FRONT ONLY	FRONT & REAR
Vertical 80" length, 5"W x 4"D channel, standard snap-on black cover	4980L-VFO	4980L-VFR
Vertical 40" length, 5"W x 4"D channel, standard snap-on black cover	[E] 4940L-VFO	[F] 4940L-VFR
Vertical Designer Cover, 5" channel, snap-on, grey		[G] 59265-5DC
Mounting Bracket, 5" channel		[H] 49265-BKT

VERSI-DUCT HORIZONTAL CABLE MANAGEMENT & ACCESSORIES

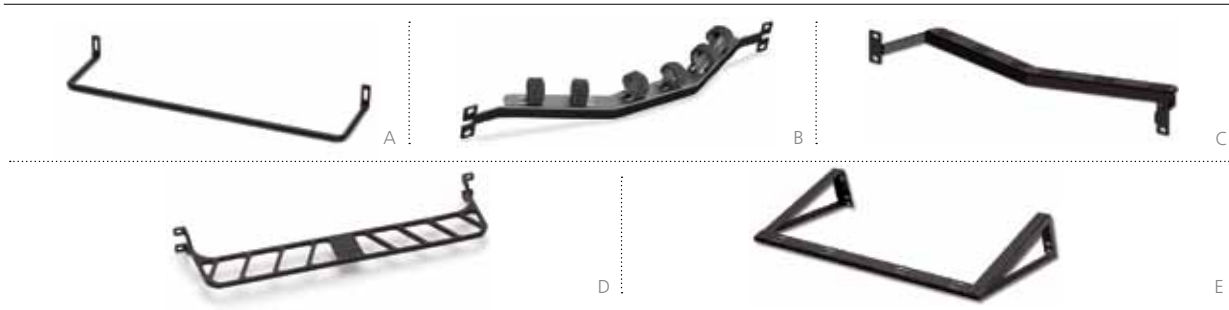
DESCRIPTION	FRONT ONLY	FRONT & REAR
Horizontal Manager, 2RU, 3"W x 3"D front, 2"W x 4"D rear*	[I] 492RU-HFO	[J] 492RU-HFR
Horizontal Manager, 1RU, 1.5"W x 3"D front, 1.5"W x 4"D rear*	[K] 491RU-HFO	[L] 491RU-HFR
Horizontal Designer Cover, 2RU, snap-on, grey		[M] 49265-DC2
Horizontal Designer Cover, 1RU, snap-on, grey		49265-DC1
Horizontal Cable Retainer (10 per package)		[N] 49265-WR1
Horizontal Cover Hinge (4 per package)		[O] 49265-HNG

*Bend radius clips included.

CABLE MANAGEMENT | Rear Cable Managers

COPPER

cab
mgmt.



REAR CABLE MANAGEMENT BARS

- Standard Flat Cable Management Bar attaches directly to patch panels
- Standard Angled and Recessed-Angled Cable Management Bars attach directly to rack
- Extended Cable Management Bar handles large cable volumes and includes six VELCRO® Brand straps
- High-density Cable Management Bar is constructed of die-cast aluminum to support heavy loads of cable and mounts on front or rear of panel
- Rear Cable Management Bar for Active Equipment offers extended depth for power cord support and cutouts for air circulation

REAR CABLE MANAGEMENT BARS			
DESCRIPTION	FLAT	ANGLED	RECESSED-ANGLED
Standard Cable Management Bar	[A] 49005-CMB	[B] 49006-AMB	[C] 4W006-AMB
High-Density Cable Management Bar, 1RU	[D] 49005-DMB		
Rear Cable Manager for Active Equipment, 2RU	[E] 41188-SM2		



COPPER
cable mgmt.

HORIZONTAL CABLE MANAGERS

- Available in 1RU, 2RU and 4RU sizes
- All mount to standard 19" racks and cabinets
- 4RU manager includes a shelf to support patch cords
- Horizontal managers support transition to vertical management
- Combo Manager offers front and rear management
- Attach included cable managers to Leviton C1 Ultra blank panel for high-density installations

HORIZONTAL CABLE MANAGERS					
DESCRIPTION	FLAT	FLAT W/ METAL COVER	ANGLED	RECESSED-ANGLED	RECESSED-FLAT
Horizontal Manager, 1RU, 4" metal rings	49253-LPM	4925C-LPM	49254-LPM	[A] 4W254-LPM	
Horizontal Manager, 2RU, 4" metal rings	49253-BCM	[B] 4925C-BCM	49254-BCM	4W254-BCM	
Horizontal Manager, 2RU, 2" metal rings	[C] 49253-2CM				
Horizontal Manager, 4RU, 4" metal rings	[D] 49253-4CM	4925C-4CM			
Horizontal Manager, 1RU, 6" metal rings	49253-6PM				
Horizontal Manager, 2RU, 6" metal rings	49253-6MR				
Horizontal Manager, 4RU, 6" metal rings	49253-6CM	4925C-6CM			
Recessed Horizontal Manager, 1RU, 3" metal rings					[E] 49253-RCM
Horizontal Manager, 2RU, w/ plastic saddles	[F] 49252-PO2				
Horizontal Manager, 1RU, w/ plastic saddles	[G] 49252-PO1				
Combo Front and Rear Manager, 2RU	[H] 49252-PCM				
VELCRO® Brand Horizontal Manager, 1RU	[I] 41150-019				
Tie Wrap Bar, 1" H x 1.5" D	[J] 49258-TWB				
SpaceMaker Cable Manager (uses patch panel screws)	[K] 41188-SM1				
C1 Ultra Blank Panel / Cable Manager, 2RU	[L] C1253-2CM				

CABLE MANAGEMENT | Blanks & Transitional Covers

COPPER

cable
mgmt.



BLANK PANEL INSERTS

- Provide a seamless look and designate rack space for future expansion
- Available for flat, angled, and recessed-angled patch panels
- Attach included cable managers to Leviton C1 Ultra Blank Panel when additional cord management is needed

TRANSITIONAL COVERS

- Provide clean, aesthetic transition from angled patch panels to flat equipment
- Improve thermal management
- Available for angled and recessed-angled patch panels

BLANK PANEL INSERTS			
DESCRIPTION	STANDARD	ANGLED	RECESSED-ANGLED
Blank Panel, 1RU	[C] 49254-BP1	[D] 49254-BA1	4W254-BA1
Blank Panel, 2RU	[B] 49254-BP2	[E] 49254-BA2	[F] 4W254-BA2
Blank Panel, 4RU	[A] 49254-BP4		
C1 Ultra Blank Panel / Cable Manager, 2RU	[G] C 1253-2CM		
TRANSITIONAL COVERS			
DESCRIPTION		ANGLED	RECESSED-ANGLED
Transitional Cover, 1RU		[H] 49254-BC1	[I] 4W254-BC1

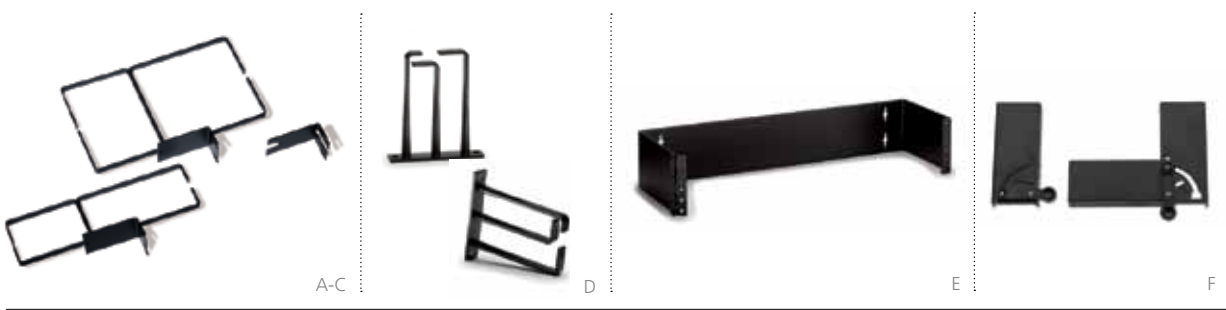
SPOTLIGHT Angled & Recessed-Angled Panels



Address specific rack and cabinet requirements with Leviton angled and recessed-angled patch panels. Standard angled panels improve patch cord routing in high-density applications, while recessed-angled panels are ideal for applications with minimal depth in front of the panel. Specialized cable management is available for both styles, including standard bars, horizontal managers, blanks, and transitional covers.

COPPER

cab
mgmt.



CABLE MANAGEMENT RINGS

- Tie Bracket allows rings to be center-mounted
- Vertical Transition Rings are used for vertical and horizontal cable management and are compatible with flat and angled panels
- Vertical Manager Rings are an open ring solution that can be installed in tight spaces and smaller deployments

HINGED WALL-MOUNT BRACKETS

- Designed for installations where space is constrained and racks are not used
- 6" deep brackets allow for proper cable management
- 2RU, 3RU, and 4RU sizes

FRONT HINGED BRACKET

- Simplifies process of terminating cables to rear of patch panels when access is limited
- Easy-access quick release latches drop to 90° and 120° positions
- Rack- or wall-mountable

CABLE MANAGEMENT RINGS	
DESCRIPTION	PART NO.
[A] 3" Vertical Manager Rings	49260-MR3
[B] 6" Vertical Manager Rings	49260-MR6
[C] Mounting Tie Bracket	49261-BKT
[D] Vertical Transition Rings for Angled and Recessed-Angled Panels, 2RU	49262-HR1
HINGED WALL-MOUNT BRACKETS	
DESCRIPTION	PART NO.
[E] Hinged Wall-Mount Bracket, 2RU	49251-W62
Hinged Wall-Mount Bracket, 3RU	49251-W63
Hinged Wall-Mount Bracket, 4RU	49251-W64
FRONT HINGED BRACKET	
DESCRIPTION	PART NO.
[F] Front Hinged Bracket, 3RU	49400-FHB

COPPER

cable
mgmt.



VELCRO® BRAND TIE WRAPS

- Available in 5", 8", and 12" lengths (all 0.5" width)
- Slot helps secure fastening without over-tightening
- All wraps come 25 units per roll

VELCRO® BRAND WRAPS - BULK ROLLS

- Available in 15', 75', and 600' bulk rolls (0.5" width)
- Cut to desired length

Maroon products UL Listed for use in plenum or air handling spaces per National Electric Code (NEC) Section 300

VELCRO® BRAND COMPRESSION STRAPS


- Available in 15" lengths, (all 0.5" width)
- Adjustable to support a variety of loads
- Easy feedthrough slot helps secure fastening without over-tightening
- Strap locked area equals 6 square inches
- Holds up to 320 CAT 5e, 200 CAT 6, or 100 CAT 6A cables

VELCRO® BRAND WRAPS - SOFTCINCH LITE ROLLS

- Thinner material for smaller bundles
- Tear by hand for quick application
- Available in 75' roll, (all 0.5" width)

VELCRO® BRAND CABLE FASTENERS					
DESCRIPTION	BLACK	BLUE	YELLOW	ORANGE	MAROON (PLENUM-RATED)
[A] Tie Wrap, 5"	43105-005	43105-05L	43105-05Y	43105-05O	43105-05P
[B] Tie Wrap, 8"	43108-008	43108-08L	43108-08Y	43108-08O	43108-08P
[C] Tie Wrap, 12"	43112-012	43112-12L	43112-12Y	43112-12O	43112-12P
[D] Bulk Roll, 15'	43115-015	43115-15L	43115-15Y	43115-15O	43115-15P
[E] Bulk Roll, 75'	43115-075	43115-75L	43115-75Y	43115-75O	43115-75P
[F] Bulk Roll, 600'	43115-600				
[G] Compression Strap, 15"	44115-15E	44115-15L	44115-15Y	44115-15O	
[H] SoftCinch Lite, 75'	45115-75E				





COPPER
cable mgmt.

VELCRO® BRAND UTILITY FASTENERS

- Saddle Ties attach to wood surfaces, relay racks, and enclosures
- Compression Straps provide the ideal solution for heavy vertical cable runs
- J-Hooks are height adjustable to bypass obstacles and open to 8" diameter
- Workstation Loops, with 5.25" loop, attach with convenient peel-off adhesive
- Orange Fasteners hold cable bundles up to 3" diameter
- Storage Rings for inside and outside plant ensure fiber optic bend radius; loops included

VELCRO® BRAND UTILITY FASTENERS	
DESCRIPTION	PART NO.
[A] Saddle Ties, 10/32 metal rack screws (10 per pack)	41020-SPR
[B] Saddle Ties, #8 wood screws (10 per pack)	41010-SPW
[C] J-Hook	46700-SLG
[D] Compression Strap	45224-RCS
[E] Workstation Loops w/ Peel-Off Adhesive (25 per pack)	41225-SAP
[F] Fasteners, orange (10 per pack)	41030-OFT
[G] Storage Rings, inside plant, 11.75" diameter	48900-IFR
Storage Rings, outside plant, 24" diameter	48900-OFR

SPOTLIGHT Protect Cables with Genuine VELCRO® Brand Fasteners



Use Leviton VELCRO® Brand fasteners to secure all cable bundles. Our genuine VELCRO® Brand products won't crush or damage cables like tie wraps can, and are reusable for moves, adds, and changes. Plus, with our extensive range of fastener styles, colors, and sizes, Leviton has the perfect solution for your unique needs.

COPPER TOOLS




FEATURED PRODUCTS

Palm Termination Tool **A78**

Wire Punchdown Termination Tool **A78**

Leviton has everything you need to terminate and test our copper solutions. The ergonomic Palm Termination Tool, designed by and for installers, offers comfort-grip or rack-mounted positioning for termination, a sturdy connector holder, and a wire-supporting retainer. The Wire Punchdown Tool enables one-step punchdown of 110-style or 66 connecting block IDCs with a single push on the handle. Specialized termination tools, test equipment, crimping tools, and other accessories complete the collection.



COPPER
tools

PALM TERMINATION TOOL

- Overmolded ergonomic soft grip
- Easy-to-see wiring labels
- Connector holders provide stability for punchdown
- Incorporated retainer supports cable during termination
- Integrated holes allow rack-mounting of the Palm Tool for patch panel terminations
- Compatible with all Leviton CAT 6A/6/5e and A/V connectors

MULTI-PAIR TERMINATION TOOL

- Designed for 110-style wiring blocks
- High-impact, spring-loaded handle for one-punch termination of multiple pairs
- “Blade-in” and “blade-out” options
- Includes 4-pair, CAT 6 head
- CAT 5e and 6 heads available individually

WIRE PUNCHDOWN TERMINATION TOOL

- Punches and trims each wire with just a single push of the handle
- Adjustable impact setting for minimal physical effort
- Spare blade storage in handle chamber
- Available in 110 IDC and 66 IDC
- Terminate 22-, 24-, or 26-gauge wire

CUTTING TOOLS

- Klein Tools® Electrician's Scissors are excellent for cutting and stripping copper cable as well as trimming center splines and rip cords
- Klein Tools Flush Cutter neatly trims individual cable wires flush to connector body to prevent shorts in metal housings (recommended for shielded connectors)

TERMINATION TOOLS & BLADES	
DESCRIPTION	PART NO.
[A] Palm Termination Tool	47615-PTT
[B] Wire Punchdown/Termination Tool (blades sold separately)	49553-814
[C] 110 IDC Blade	49553-110
[D] 66 IDC Blade	49553-066
MULTI-PAIR TERMINATION TOOLS & ACCESSORIES	
DESCRIPTION	PART NO.
[E] Mass Termination Multi-Pair Tool Handle with CAT 6, 4-pair head	49553-TTH
Mass Termination Replacement Head, CAT 6, 4-pair	49553-64H
Mass Termination Replacement Head, CAT 5e, 5-pair	49553-55H
CUTTING TOOLS	
DESCRIPTION	PART NO.
[F] Klein Tools Electrician's Scissors	49886-SIS
[G] Klein Tools Flush Cutter	49886-FCS

COPPER

tools



A



B



C

VOICE 1	VOICE 1	VOICE	VOICE
VOICE 1	VOICE 1	DATA	DATA
VOICE 2	VOICE 2	FAX	FAX
VOICE 2	VOICE 2	PRINTER	PRINTER
VOICE 3	VOICE 3	SPARE	SPARE
VOICE 4	VOICE 4		
DATA 1	DATA 1		
DATA 1	DATA 1		
DATA 2	DATA 2		
DATA 2	DATA 2	1	1
DATA 3	DATA 3	1	1
DATA 3	DATA 3	2	2

D

WORK AREA LABELING SOLUTIONS		
DESCRIPTION		PART NO.
[A] QuickPort® Shutter Kit (50 shutters)		51084-ICN
White Label Kit		51084-XLB
[B] Color Label Kit includes grey, orange, red, yellow, green, blue, purple, and brown (2 sheets of each color)		51084-CLB
[C] Labels & Windows for Wallplates & Housings		41080-IDW
Pre-printed Port Labels, white ink, 10 sheets per package		41080-LWB
[D] Pre-printed Port Labels, black ink, 10 sheets per package		41080-LEB

STONE TEST SET

- Low-voltage tester for continuity, shorts, and opens
- Talk battery for a communications line on a vacant pair
- Identifies Tip and Ring polarity, and line condition for clear line with dial tone, busy line, and ringing line
- Generates continuous or warble tone to trace pairs and locate broken pairs/cables in walls -use with Inductive Speaker Probe (below)

INDUCTIVE SPEAKER PROBE

- Detects audible frequency tones for accurate tracing and identification of wires, cables, and metallic circuits

LEATHER BELT HOLSTERS

- Two styles, for Tone Test Set and Inductive Speaker Probe

CRAFTSPERSON'S HANDSET

- For basic line testing and essential on-site temporary communications
- Line-powered to provide either DTMF (Touch Tone) or dial pulse output
- Features all standard Butt Set line tests

MODULAR PLUG BREAK-OUT ADAPTER

- For testing any 6- or 8-position modular jacks
- Works with the Tone Test Set or Craftsman's Handset

COAXIAL CONNECTOR TOOLS

- Crimp coax onto RG-59 or RG-6 cables
- Rugged metal construction with cushioned handles

MASTER COMPRESSION TOOL


- Terminates all Leviton coaxial compression connectors, including RCA and F-connectors
- Radial-style crimp compresses uniformly around connector body

UTP STRIPPING TOOL

- Strip unshielded twisted pair (UTP) cable

66-CLIP TERMINATION TOOL & ACCESSORIES

- Punches down 20- to 26-gauge unstripped wire in devices using 66-clip terminals
- Replaceable blades reverse for termination with or without cutting



TONE TEST SET, INDUCTIVE SPEAKER PROBE & KITS	
DESCRIPTION	PART NO.
[A] Tone Test Set (includes 9-volt battery)	49560-TTS
[B] Inductive Speaker Probe (includes 9-volt battery, one duckbill tip, and one needlepoint tip)	49561-SSP
Leather Belt Holster for Tone Test Set (tool not included)	49560-LCC
Leather Belt Holster for Inductive Speaker Probe (tool not included)	49561-LCC
[C] Kit containing 1 Tone Test Set with Belt Holster, and 1 Inductive Speaker Probe with Belt Holster	49562-TSK
CRAFTSPERSON'S HANDSET	
DESCRIPTION	PART NO.
[D] Craftsperson's Handset	49575-CTS
MODULAR PLUG BREAKOUT ADAPTER	
DESCRIPTION	PART NO.
[E] Modular Plug Breakout Adapter	40070-MDP
COAXIAL CONNECTOR TOOLS	
DESCRIPTION	PART NO.
Crimping Tool for Coaxial Connectors	40988-000
[F] Master Compression Tool	40989-CPT
UTP STRIPPING TOOL	
DESCRIPTION	PART NO.
[G] UTP Stripping Tool	49660-00C
66-CLIP TERMINATION TOOL, REPLACEMENT BLADE & REPLACEMENT STEM	
DESCRIPTION	PART NO.
[H] Termination Tool (66-BT)	46666-0BT
[I] Replacement Blade for Termination Tool (66-BT01)	46666-BTB
[J] Replacement Stem for Termination Tool (66-BT02)	46666-BTS