



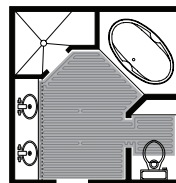
# CHANGE THE WAY YOU HEAT

PRE-BUILT LIKE AN ELECTRIC BLANKET, NUHEAT MATS ARE AN ELECTRIC FLOOR HEATING SYSTEM THAT BRINGS SOOTHING HEAT TO TILE, STONE, LAMINATE AND ENGINEERED WOOD FLOORS.

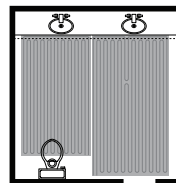
A cost-effective heating solution, Nuheat Mats are an inexpensive to install and does not require ductwork or any additional equipment to operate.

Both Nuheat Custom Mats and Nuheat Standard Mats offer an entirely maintenance-free heating alternative — with no cold spots.

To find a distributor near you and to learn more about how you can change the way you heat, visit [www.nuheat.com](http://www.nuheat.com)



Custom mat layout



Standard mat layout

## FAST FACTS

- Heats tile, stone and laminate/engineered wood floors
- Custom Mats available for rooms with curves and angles — custom manufactured in only 3 days!
- Available in over 60 standard off-the-shelf square and rectangular sizes
- Heats shower floors, shower benches and steam rooms
- Available in 120V and 240V
- Energy efficient ( 12 watts/sq ft; 41 BTUs/sq ft)
- 15 watts/sq ft; 51 BTUs/sq ft also available upon request
- Industry leading 25-year warranty

## FAQS

**Q: CAN NUHEAT MATS REPLACE MY ELECTRIC BASEBOARD HEATERS?**

**A:** Yes, Nuheat Mats produce 12 watts/sq ft for a heat output of 41 BTUs/sq ft — easily heating most rooms.

**Q: CAN I USE NUHEAT MATS TO REPLACE MY HOT-WATER RADIATOR?**

**A:** Yes, Nuheat Mats are a viable alternative to water radiators. Invisible and maintenance-free, Nuheat Mats are a perfect heating option for renovations or additions.

**Q: WILL NUHEAT MATS HEAT THE WHOLE ROOM OR JUST THE FLOOR?**


**A:** The whole room! Nuheat Mats transform the entire floor area into the room's heat source — guaranteeing even, consistent heat.

## HEAT COVERAGE COMPARISON

NUHEAT MATS

**41**


BTUs per sq ft



BASEBOARD HEATER

**34**

BTUs per sq ft



## OPERATING COST EXAMPLE

	ft <sup>2</sup>	⌚	\$*
Bathroom	50	5.5 hrs	17¢
Kitchen	150	7.5 hrs	70¢
Living Room	200	7.5 hrs	94¢

\* Average winter operating cost. Based on US Energy Information Administration 2012 national average of \$0.12/kWh and modern insulation standards.



## INSTALLATION



TROWEL THINSET



ROLL NUHEAT MAT ONTO THINSET



TROWEL THINSET AND INSTALL TILE

A professional tile setter installs Nuheat Mat onto the subfloor. A certified electrician connects the system to your household wiring.

## THERMOSTATS



### SIGNATURE

WiFi-Enabled Floor Heating Thermostat

- WiFi-enabled
- 3.5" Color touchscreen
- Energy usage monitor
- 7-day programmability
- Dual-voltage (120V & 240V)



### HOME

Universal Floor Heating Thermostat

- 3.5" Color touchscreen
- Energy usage monitor
- 7-day programmability
- Dual-voltage (120V & 240V)



### HARMONY

Designer Inspired Thermostat

- Flush mounts behind any double-gang wall plate
- 7-day programmability
- Dual-voltage (120V & 240V)



### ELEMENT

Non-Programmable Control

- Manual temperature control
- Dual-voltage (120V & 240V)



**NORTH AMERICA**  
Tel: +1.800.778.9276  
Fax: +604.529.4404  
www.nuheat.com  
info@nuheat.com



Pentair and Nuheat are owned by Pentair or its global affiliates. All other trademarks are the property of their respective owners. Pentair reserves the right to change specifications without prior notice. © 2015 Pentair.

**THERMAL BUILDING SOLUTIONS** | EN-NuheatMat-SB-H59281 05/15  
Printed in Canada

All thermostats come with manufacturer's limited (3) three-year warranty (valid from the date of manufacture) and built-in GFCI protection.

## STANDARD MATS (120V)

	DIMENSIONS (INCHES)	OHMS	AMPS	WATTS	MODEL NUMBER	
3.5ft series	40 x 27	160	0.8	90	F1006	
	40 x 32	135	0.9	107	F1008	
	40 x 40	108	1.1	133	F1010	
	40 x 48	90	1.3	160	F1012	
4ft series	48 x 24	150	0.8	96	F1206	
	48 x 30	120	1.0	120	F1208	
	48 x 36	100	1.2	144	F1209	
	48 x 48	75	1.6	192	F1212	
5ft series	60 x 24	120	1.0	120	F1506	
	60 x 30	96	1.3	150	F1508	
	60 x 36	80	1.5	180	F1509	
	60 x 42	69	1.8	210	F1510	
	60 x 48	60	2.0	240	F1512	
	60 x 60	48	2.5	300	F1515	
6ft series	72 x 24	100	1.2	144	F1806	
	72 x 30	80	1.5	180	F1808	
	72 x 36	67	1.8	216	F1809	
	72 x 42	57	2.1	252	F1810	
	72 x 48	50	2.4	288	F1812	
	72 x 60	40	3.0	360	F1815	
	72 x 72	33	3.6	432	F1818	
	72 x 84	25	4.5	540	F1818	
7ft series	84 x 24	86	1.4	168	F2106	
	84 x 30	69	1.8	210	F2108	
	84 x 36	57	2.1	252	F2109	
	84 x 42	49	2.5	294	F2110	
	84 x 48	43	2.8	336	F2112	
	84 x 60	34	3.5	420	F2115	
	84 x 72	29	4.2	504	F2118	
	84 x 84	25	4.9	588	F2121	
8ft series	96 x 24	75	1.6	192	F2506	
	96 x 30	60	2.0	240	F2508	
	96 x 36	50	2.4	288	F2509	
	96 x 42	43	2.8	336	F2510	
	96 x 48	38	3.2	384	F2512	
	96 x 60	30	4.0	480	F2515	
	96 x 72	25	4.8	576	F2518	
	96 x 84	21	5.6	672	F2521	
	96 x 96	19	6.4	768	F2525	
	96 x 108	15	8.0	1080	F2527	
9ft series	108 x 24	67	1.8	216	F2706	
	108 x 30	53	2.3	270	F2708	
	108 x 36	44	2.7	324	F2709	
	108 x 42	38	3.2	378	F2710	
	108 x 48	33	3.6	432	F2712	
	108 x 60	27	4.5	540	F2715	
	108 x 72	22	5.4	648	F2718	
	108 x 84	19	6.3	756	F2721	
	108 x 96	17	7.2	864	F2725	
	108 x 108	15	8.1	972	F2727	
	10ft series	118 x 24	61	2.0	236	F3006
		118 x 30	49	2.5	295	F3008
		118 x 36	41	3.0	354	F3009
		118 x 42	35	3.4	413	F3010
118 x 48		31	3.9	472	F3012	
118 x 60		24	4.9	590	F3015	
118 x 72		20	5.9	708	F3018	
118 x 84		17	6.9	826	F3021	
118 x 96		15	7.9	944	F3025	
118 x 108		14	8.9	1062	F3027	
118 x 116		13	9.5	1141	F3030	

Information subject to change at any time. For a complete list of up-to-date specifications, please visit [www.nuheat.com](http://www.nuheat.com)

## STANDARD MATS (240V)

	DIMENSIONS (INCHES)	OHMS	AMPS	WATTS	MODEL NUMBER
5ft series	60 x 36	320	0.8	180	G1509
	60 x 42	274	0.9	210	G1510
	60 x 48	240	1.0	240	G1512
	60 x 60	192	1.3	300	G1515
6ft series	72 x 30	320	0.8	180	G1808
	72 x 36	267	0.9	216	G1809
	72 x 42	229	1.1	252	G1810
	72 x 48	200	1.2	288	G1812
	72 x 60	160	1.5	360	G1815
	72 x 72	133	1.8	432	G1818
7ft series	84 x 24	343	0.7	168	G2106
	84 x 30	274	0.9	210	G2108
	84 x 36	229	1.1	252	G2109
	84 x 42	196	1.2	294	G2110
	84 x 48	171	1.4	336	G2112
	84 x 60	137	1.8	420	G2115
	84 x 72	114	2.1	504	G2118
	84 x 84	98	2.5	588	G2121
8ft series	96 x 24	300	0.8	192	G2506
	96 x 30	240	1.0	240	G2508
	96 x 36	200	1.2	288	G2509
	96 x 42	171	1.4	336	G2510
	96 x 48	150	1.6	384	G2512
	96 x 60	120	2.0	480	G2515
	96 x 72	100	2.4	576	G2518
	96 x 84	86	2.8	672	G2521
	96 x 96	75	3.2	768	G2525
	96 x 108	67	3.6	864	G2527
9ft series	108 x 24	267	0.9	216	G2706
	108 x 30	213	1.1	270	G2708
	108 x 36	178	1.4	324	G2709
	108 x 42	152	1.6	378	G2710
	108 x 48	133	1.8	432	G2712
	108 x 60	107	2.3	540	G2715
	108 x 72	89	2.7	648	G2718
	108 x 84	76	3.2	756	G2721
	108 x 96	67	3.6	864	G2725
	108 x 108	59	4.1	972	G2727
10ft series	118 x 24	244	1.0	236	G3006
	118 x 30	195	1.2	295	G3008
	118 x 36	163	1.5	354	G3009
	118 x 42	140	1.7	413	G3010
	118 x 48	122	2.0	472	G3012
	118 x 60	98	2.5	590	G3015
	118 x 72	81	3.0	708	G3018
	118 x 84	70	3.4	826	G3021
	118 x 96	61	3.9	944	G3025
	118 x 108	54	4.4	1062	G3027
	118 x 116	51	4.8	1141	G3030
	12ft series	144 x 36	133	1.8	432
144 x 60		80	3.0	720	G144060
144 x 72		67	3.6	864	G144072
144 x 96		50	4.8	1152	G144096
144 x 108		44	5.4	1296	G144108
144 x 120		40	6.0	1440	G144120
14ft series	144 x 140	34	7.0	1679	G144140
	168 x 96	43	5.6	1344	G168096
	168 x 108	38	6.3	1512	G168108
	168 x 120	34	7.0	1680	G168120
20ft series	168 x 140	29	8.2	1960	G168140
	240 x 120	24	10.0	2400	G240120



**Nuheat**  
**MAT**  
FLOOR HEATING SYSTEMS

THERMAL BUILDING SOLUTIONS | [WWW.NUHEAT.COM](http://WWW.NUHEAT.COM)