






Starter/Contactor Auxiliary Contact Kits

Description	Class	Size	Type	Catalog No	Price \$
	14, 17, 18, 22, 25, 26, 30, 32, 36, 37, 40, 43	00-4	1 NO	49AB10	
			1 NC	49AB01	
			1 NC Early Break	49AB01EB	
			1 NC Late Break	49AB01LB	
			1 NC Extra Late Break	49AB01XLB	
			1 NO Extra Late Make	49AB10XLM	
			1 NO & 1 NC	49AB11	
			2 NO	49AB20	
			4 NO	49AB40	
			3 NO & 1 NC	49AB31	
2 NO & 2 NC	49AB22				
	14, 17, 18, 22, 25, 26, 36, 37, 40, 43	5, 6	2 NO	3RH1921-1EA20 ^③	
			1 NO & 1 NC	3RH1921-1DA11 ^④	
			2 NC	3RH1921-1EA02 ^③	
 	LEN, LED, LEF, LEB	20-60 Amps	1 NO	49ACR0	
			1 NC	49ACRC	
			2 NO	49ACR7	
		100 Amp	1 NO & 1 NC	49ACR6	
			2 NC	49ACR8	
			1 NO	49D22125001	
	CLM, CMN, CMF, CMB	20 Amp	1 NO/NC SPDT	49D22125002	
			1 NO/NC SPDT	49CE42SPDT	
			2 NO/NC SPDT	CLM4097291	
		30-200 Amps	2 NO/NC SPDT	CLM4097292	
			1 NO & 1 NC	CLMFCAK11	
			2 NC	CLMFCAK02	
		300-400 Amps	2 NO	CLMFCAK20	
			1 Coil Clearing NO & NC	CLMFCK11	
			1 NO & 1 NC	CLMHCAK11	
			2 NC	CLMHCAK02	
			2 NO	CLMHCAK20	
			1 Coil Clearing NO & NC	CLMHCK11	


Disconnect Auxiliary Switch Kits

Description	Class	Disconnect Amp or CB Rating	Type	Catalog No	Price \$
Non-fusible or Fusible Type	17, 25, 32, 37, 71 LED, LEF, CMN, CMF	30A & 60A	2 NO/2 NC DPDT (NEMA A600)	MCSAKR236 ^④	
		100A	2 NO/2 NC DPDT (NEMA A600)	MCSAK216 ^④	
		200A	2 NO/2 NC DPDT (NEMA A600)	MCSAK226 ^④	
MCP	18, 26, 32, 37, 71, LEB, CMB	3A-125A	1 NO/1 NC 240V	A02ED62 ^④	
		250A	1 NO/1 NC 480V	A02FD64 ^④	
		400A-600A	(2) 1 NO/1 NC SPDT-480V	A02JLD64 ^④	

Overload Auxiliary Contact Kit

Description	Class	Size	Type	Catalog No	Price \$
	All ESP100	00-4	1 NO (NEMA A600)	49ASN0	
			1 NC (NEMA A600)	49ASNC	

Control Power Transformer Kits^①

Description	Recommended Transformer Size		VA Rating	Catalog No	Price \$	Transformer Table		
	Control Size	Transformer VA				Primary Volts	Secondary Volts	Code
 Transformer 50/60HZ	0-2½	45 or 50	45 VA	KT*050 ^②		120	24	1
	3, 3½	100	50 VA	KT*050P		208	24	G
	4	150	100 VA	KT*100		208	120	H
	5	300	150 VA	KT*150		240/480	24	4
			200 VA	KT*200		240/480	120	8
			300 VA	KT*300		277	24	5
			500 VA	KT*500		277	120	7
						600	24	6
						600	120	9
	Replace * with code from Transformer table Kits used with Class 14 NEMA 1 general purpose lift-off cover type require extra wide enclosures.							

^①Installation of CPT's may require a larger enclosure. Reference page 6/xxx or contact the factory for dimensions.

^②45VA transformer kits will include secondary but not primary fusing. According to NEC 430.72, 450.3, and

U/L 508, primary fuses are not required for control transformers rated less than 50VA which are inherently protected. Sizes 50VA and higher include 2-pole primary fusing and 1-pole secondary fusing.

^③Discount Code: SIRIUS 3R Contactors, OL's, MSP's.
^④Discount Code: F.