



Mulberry

Endura™ Unbreakable Thermoplastic Wallplates

- Standard Size
- Midi Size
- Carded Plates
- Special Applications





Mulberry Endura™ Wallplates

New in this catalog:

- *More items in almond.*
- *Additional combination openings – we now stock over 400 plastic items.*
- *Details on Endura's features and benefits.*
- *Pack quantity and weight data.*

As always, Mulberry offers:

- *The widest selection of openings available in any plastic, in stock and ready for immediate shipment.*
- *Special openings, combinations, silk-screening, and engraving.*
- *Unbreakable thermoplastic that will not crack during installation and will provide years of trouble-free performance.*
- *Excellent service: local stock, fast turnaround, and quick delivery from our factory and regional warehouses.*
- *Wallplates made in USA.*

WALLPLATES

Features and Benefits	D3
Standard Size Plates	D4-8
Screws	D8
Midi Size Plates	D9-10
“Prestige Pack” Carded Plates	D11

SPECIAL APPLICATIONS

Emergency, GFCI, and Isolated Ground Plates	D12
Data Transmission Plates	D13
Special Plates and Custom Marking	D14-D15

MATERIAL AND DIMENSIONS

D16



Endura™ Unbreakable Thermoplastic Wallplates

STRENGTH

- Made from the most rugged thermoplastic available, Endura wallplates will not crack during installation or after many years of use.
- Withstand several times more impact, torque, and load deflection than thermoset plates.
- Flexible design fits over uneven wall surfaces.
- Thicker than nylon plates.
- Will not fade or warp due to UV light or humidity.
- Resist grease, oils, and solvents.
- Excellent color retention – will not fade or discolor.

SELECTION

- The industry's widest selection of plastic wallplate openings.
- Complete line of communication plates for phone, cable, and data transmission applications.
- Standard configurations available from 1 to 6 gang.
- 7 colors.
- Matching metal screws; self-retaining screw openings on popular configurations to speed installation.

SPECIAL APPLICATIONS

- Specification grade material, suitable for hospitals, schools, and other institutional facilities.
- Custom wallplates – Endura thermoplastic is uniquely suited to stamping special openings.
- Silk-screening and engraving.

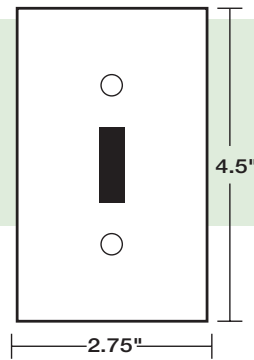
Meet or exceed UL, CSA, and NEC requirements.
















Standard Size















UL Listed 883 except where noted by asterisk (*).



	White	Brown	Ivory	Almond	Gray	Red	Box Quantity	Carton Quantity	Weight per 100 units
 1 Toggle Switch (1T)	90071	91071	92071	77071A	77071G	77071R	25	250	6 lbs.
 2 Toggle Switches (2T)	90072	91072	92072	77072A	77072G	77072R	10	100	11 lbs.
 3 Toggle Switches (3T)	90073	91073	92073	77073A	77073G	77073R	10	80	16 lbs.
 4 Toggle Switches (4T)	90074	91074	92074	77074A	77074G		10	80	21 lbs.
 5 Toggle Switches (5T)	90075	91075	92075	77075A	77075G		5	30	26 lbs.
 6 Toggle Switches (6T)	90076	91076	92076	77076A	77076G		5	20	30 lbs.
 1 Duplex Receptacle (10DR)	90101	91101	92101	77101A	77101G	77101R	25	250	5 lbs.
 2 Duplex Receptacles (20DR)	90102	91102	92102	77102A	77102G	77102R	10	100	9 lbs.
 3 Duplex Receptacles (30DR)	90103	91103	92103	77103A			10	80	11 lbs.
 1 Single Receptacle (1.405") (10R)	90091	91091	92091	77091A	77091G	77091R	25	250	5 lbs.
 2 Single Receptacles (1.405") (20R)	90092	91092	92092		77092G		10	100	11 lbs.
 1 Blank with Mounting Strap (Device Mounting 2.375") (1BDE)	90121	91121	92121	77121A	77121G		15	150	7 lbs.
 2 Blanks with Mounting Straps (Device Mounting 2.375") (2BDE)	90122	91122	92122	77122A	77122G		10	100	13 lbs.









Standard Size



	White	Brown	Ivory	Almond	Gray	Red	Box Quantity	Carton Quantity	Weight per 100 units
 1 Blank (Box Mounting 3.281") (1B)	90151	91151	92151	77151A	77151G	77151R	25	250	6 lbs.
 2 Blanks (Box Mounting 3.281") (2B)	90152	91152	92152	77152A	77152G	77152R	10	100	11 lbs.
 3 Blanks (Box Mounting 3.281") (3B)	90153	91153	92153	77153A			10	80	16 lbs.
 One 20A TL Receptacle (1.620" ID Hole) (3R)	90111	91111	92111		77111G	77111R	25	250	5 lbs.
 One 30A 3 & 4 Wire TL Receptacle 1.730 ID Hole (3330R)	90229	91229	92229		77229G		25	250	5 lbs.
 30/50A 3 Wire Range/Dryer Receptacle 2.125" ID Hole (3D)	90221	91221	92221	77221A	77221G	77221R	25	250	5 lbs.
 30/50A 3 Wire Range/Dryer Receptacle 2.125" ID Hole (N23D)	90227	91227	92227	77227A	77227G		10	100	10 lbs.
 30/50/60A 3 & 4 Wire Receptacles 2.480" ID Hole (5R)	90223	91223	92223		77223G		10	100	10 lbs.
 30/50/60A 3 Wire Receptacles 2.625" ID Hole (L5R)	90225	91225	92225				10	100	10 lbs.
 30/50/60A 4 Wire Receptacles 2.255" ID Hole (P5R)	90228	91228	92228				10	100	10 lbs.
 Block Duplex/GFI Receptacle (SRM)	90401	91401	92401	77401A	77401G	77401R	25	250	5 lbs.
 2 Block Duplex/GFI Receptacles (2SRM)	90402	91402	92402	77402A	77402G	77402R	10	100	9 lbs.












Standard Size



	White	Brown	Ivory	Almond	Gray	Red	Box Quantity	Carton Quantity	Weight per 100 units
 3 Block Duplex/GFI Receptacles (3SRM)	90403	91403	92403	77403A	77403G		10	80	11 lbs.
 4 Block Duplex/GFI Receptacles (4SRM)	90404	91404	92404	77404A	77404G		10	80	14 lbs.
 5 Block Duplex/GFI Receptacles (5SRM)	90405	91405	92405	77405A	77405G		5	30	18 lbs.
 6 Block Duplex/GFI Receptacles (6SRM)	90406	91406	92406	77406A	77406G		5	20	20 lbs.
 One 1/2" ID Phone (Box Mounting 3.281") (21)*	90381	91381	92381	77381A	77381G		25	250	6 lbs.
 One 5/8" ID Phone (Box Mounting 3.281") (01)*	90201	91201	92201		77201G		25	250	6 lbs.
 One Phone 1/2" with .375" ID Grommet and Mounting Strap (Device Mounting 2.375")*	90181	91181	92181		77181G		15	150	7 lbs.
 One Phone 1.405" with 1" ID Plastic Bushing (Box Mounting 3.281") (71)*	90581	91581	92581		77581G		10	100	6 lbs.
 Toggle Switch, Duplex Receptacle (1T-10DR)	90532	91532	92532	77532A	77532G	77532R	10	100	10 lbs.
 Toggle Switch, Blank (Box Mounting 3.281") (1T-1B)	90522	91522	92522	77522A	77522G		10	100	11 lbs.
 Toggle Switch, Block Duplex/GFI Receptacle (1T-SRM)	90432	91432	92432	77432A	77432G		10	100	10 lbs.
 Duplex Receptacle, Block Duplex/GFI Receptacle (10DR-SRM)	90672	91672	92672	77672A			10	100	9 lbs.
 Duplex Receptacle, Blank (Box Mounting 3.281") (10DR-1B)	90542	91542	92542	77542A	77542G		10	100	10 lbs.
 Block Duplex/GFI Receptacle, Blank (Box Mounting 3.281") (SRM-1B)	90422	91422	92422	77422A			10	100	10 lbs.

Standard Size



	White	Brown	Ivory	Almond	Gray	Box Quantity	Carton Quantity	Weight per 100 units
 Duplex Receptacle, 5/8" ID Phone (Box Mounting 3.281") (10DR-01)*	90582	91582	92582			10	100	10 lbs.
 Duplex Receptacle, Single Receptacle (1.405 ID Hole) (10DR-10R)	90572	91572	92572	77572A	77572G	10	100	10 lbs.
 Toggle Switch, Single Receptacle (1.405" ID Hole) (1T-10R)	90512	91512	92512			10	100	10 lbs.
 Single Receptacle (1.405" ID Hole), Blank (Box Mounting 3.281") (10R-1B)	90552	91552	92552			10	100	11 lbs.
 2 Toggle Switches, Duplex Receptacle (2T-10DR)	90543	91543	92543	77543A	77543G	10	80	16 lbs.
 Toggle Switch, 2 Block Duplex/GFI Receptacles (1T-2SRM)	90453	91453	92453	77453A		10	80	11 lbs.
 2 Toggle Switches, Block Duplex/GFI Receptacle (2T-SRM)	90443	91443	92443	77443A		10	80	11 lbs.
 Toggle Switch, 2 Duplex Receptacles (1T-20DR)	90553	91553	92553	77553A		10	80	11 lbs.
 Toggle Switch, Duplex Receptacle, Block Duplex/GFI Receptacle (1T-10DR-SRM)	90353		92353			10	80	11 lbs.
 Block Duplex/GFI Receptacle, Toggle Switch, Block Duplex/GFI Receptacle (SRM-1T-SRM)	90493		92493			10	80	11 lbs.
 2 Duplex Receptacles, Block Duplex/GFI Receptacle (20DR-SRM)	90673		92673			10	80	11 lbs.

Standard Size



	White	Brown	Ivory	Almond	Box Quantity	Carton Quantity	Weight per 100 units
Duplex Receptacle, 2 Block Duplex/GFI Receptacles (10DR-2SRM)	90683		92683		10	80	11 lbs.
Block Duplex/GFI Receptacle, Duplex Receptacle, Block Duplex/GFI Receptacle (SRM-10DR-SRM)	90693		92693		10	80	11 lbs.
3 Toggle Switches, Duplex Receptacle (3T-10DR)	90554	91554	92554	77554A	10	80	18 lbs.
3 Toggle Switches, Block Duplex/GFI Receptacle (3T-SRM)	90454	91454	92454	77454A	10	80	18 lbs.
4 Toggle Switches, Block Duplex/GFI Receptacle (4T-SRM)	90465		92465		5	30	26 lbs.
Block Duplex/GFI Receptacle, 2 Toggle Switches, Duplex Receptacle (SRM-2T-10DR)	90394		92394		10	80	18 lbs.
2 Toggle Switches, 2 Block Duplex/GFI Receptacles (2T-2SRM)	90664		92664		10	80	18 lbs.

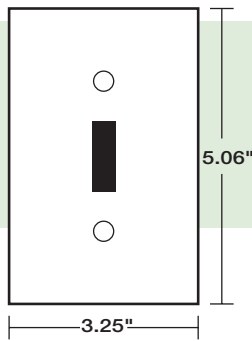
SCREWS
















	White	Brown	Ivory	Almond	Red	Box Quantity	Carton Quantity
Painted, Slotted 6-32 Oval Head 1/4"	40205	40203	40204			1,000	10,000
Painted, Slotted 6-32 Oval Head 1/2"	40224	40222	40223	40226	40218	1,000	10,000
Plastic, Slotted 6-32 Oval Head 1/2"	40296	40294	40295			100	1,000

Additional screws and accessories appear in Catalog A.









Midi Size



UL Listed 883 except where noted by asterisk (*).

	White	Brown	Ivory	Almond	Box Quantity	Carton Quantity	Weight per 100 units
 1 Toggle Switch (1T)	90871	91871	92871	77871A	25	250	8 lbs.
 2 Toggle Switches (2T)	90872	91872	92872	77872A	10	100	14 lbs.
 3 Toggle Switches (3T)	90873	91873	92873	77873A	10	80	12 lbs.
 4 Toggle Switches (4T)	90874	91874	92874	77874A	10	80	16 lbs.
 1 Duplex Receptacle (10DR)	90801	91801	92801	77801A	25	250	7 lbs.
 2 Duplex Receptacles (20DR)	90802	91802	92802	77802A	10	100	11 lbs.
 Block Duplex/GFI Receptacle (SRM)	90834	91834	92834	77834A	25	250	7 lbs.
 2 Block Duplex/GFI Receptacles (2SRM)	90835	91835	92835	77835A	10	100	10 lbs.
 3 Block Duplex/GFI Receptacles (3SRM)	90836		92836		10	80	14 lbs.
 4 Block Duplex/GFI Receptacles (4SRM)	90837		92837		10	80	16 lbs.
 1 Single Receptacle (1.405") (10R)	90891	91891	92891	77891A	25	250	7 lbs.
 1 Blank (Box Mounting. 3.281") (1B)	90851	91851	92851	77851A	25	250	8 lbs.
 2 Blanks (Box Mounting. 3.281") (2B)	90852	91852	92852	77852A	10	100	14 lbs.

MIDI SIZE


















	White	Brown	Ivory	Almond	Box Quantity	Carton Quantity	Weight per 100 units
 1 Blank with Mounting Strap (Device Mounting 2.375")	90961	91961	92961	77961A	15	150	12 lbs.
 One 5/8" ID Phone (01)*	90861	91861	92861		25	250	8 lbs.
 Toggle Switch, Duplex Receptacle (1T-10DR)	90832	91832	92832	77832A	10	100	13 lbs.
 Toggle Switch, Block Duplex/GFI Receptacle (1T-SRM)	90865	91865	92865	77865A	10	100	11 lbs.
 Duplex Receptacle, Single Receptacle (1.405" ID Hole) (10DR-10R)	90842	91842	92842		10	100	13 lbs.
 30/50A 3 Wire Range/Dryer Receptacle (2.125" ID Hole) (3D)	90847	91847	92847		25	250	7 lbs.
 Duplex Receptacle, Block Duplex/GFI Receptacle (10DR-SRM)	90862	91862	92862	77862A	10	100	10 lbs.
 2 Toggle Switches, Block Duplex/GFI Receptacle (2T-SRM)	90883	91883	92883	77883A	10	100	11 lbs.

"Prestige Pack" Carded Plates

An attractive, barcoded blister pack, for pegboard or other retail display.
Standard size.



Ⓛ Listed 883 except where noted by asterisk (*).

	White	Brown	Ivory	Box Quantity	Carton Quantity	Weight per 100 units
 1 Toggle Switch (1T)	27071	27171	27271	15	150	9 lbs.
 2 Toggle Switches (2T)	27072	27172	27272	10	100	15 lbs.
 3 Toggle Switches (3T)	27073	27173	27273	10	60	25 lbs.
 1 Duplex Receptacle (10DR)	27001	27101	27201	15	150	9 lbs.
 2 Duplex Receptacles (20DR)	27002	27102	27202	10	100	15 lbs.
 1 Single Receptacle (1.405") (10R)	27091	27191	27291	15	150	9 lbs.
 1 Blank (Box Mounting 3.281") (1B)	27051	27151	27251	15	150	9 lbs.
 2 Blanks (Box Mounting 3.281") (2B)	27052	27152	27252	10	100	15 lbs.
 One 1/2" ID Phone (Box Mounting 3.281") (21)*	27050	27150	27250	15	150	9 lbs.
 30/50A 3 Wire Range/Dryer Receptacle 2.125" ID Hole (3D)	27025	27125	27225	15	150	9 lbs.
 30/50A 3 Wire Range/Dryer Receptacle 2.125" ID Hole (23D)	27026	27126	27226	10	100	15 lbs.
 Block Duplex/GFI Receptacle (SRM)	27035	27135	27235	15	150	9 lbs.
 2 Block Duplex/GFI Receptacles (2SRM)	27036	27136	27236	10	100	15 lbs.
 3 Block Duplex/GFI Receptacles (3SRM)	27037	27137	27237	10	60	25 lbs.
 Toggle Switch, Duplex Receptacle (1T-10DR)	27032	27132	27232	10	100	15 lbs.
 Toggle Switch, Block Duplex/GFI Receptacle (1T-SRM)	27087	27187	27287	10	100	15 lbs.
 2 Toggle Switches, Duplex Receptacle (2T-10DR)	27043	27143	27243	10	60	25 lbs.


CARDED PLATES

Emergency, GFCI, and Isolated Ground Plates



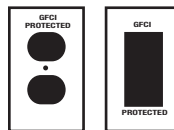
RED THERMOPLASTIC PLATES, "EMERGENCY" IN WHITE 1/4" SILK SCREENED LETTERING

1 Toggle Switch	42071
2 Toggle Switches	42072
3 Toggle Switches	42073
1 Duplex Receptacle	42101
2 Duplex Receptacles	42102
1 Single Receptacle	42091
1 Block/GFI Receptacle	42035
2 Block/GFI Receptacles	42036
Toggle/Duplex Receptacle	42032



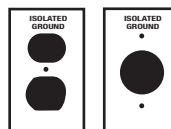
IVORY THERMOPLASTIC PLATES, "GFCI PROTECTED" IN BLACK 1/4" SILK SCREENED LETTERING

1 Duplex Receptacle	42112
1 Block/GFI Receptacle	42111



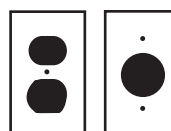
ORANGE THERMOPLASTIC PLATES, "ISOLATED GROUND" IN BLACK 3/16" SILK SCREENED LETTERING

1 Duplex Receptacle	41120
1 Single Receptacle	41123



ORANGE THERMOPLASTIC PLATES, WITHOUT LETTERING

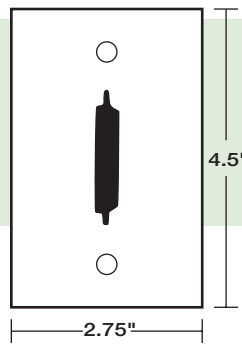
1 Duplex Receptacle	41119
1 Single Receptacle	41122



SPECIAL APPLICATIONS

If you do not see what you need, please contact us.
Additional emergency and other metal plates are in Catalog A.

Data Transmission Plates



UL Listed 883 except where noted by asterisk (*).
UL does not list data transmission plates.

	White	Brown	Ivory	Gray	Box Quantity	Carton Quantity	Weight per 100 units
 3/8" ID Hole (Box Mounting 3.281")*	90696	91696	92696	77696G	25	250	6 lbs.
 Two 3/8" ID Holes on 1-1/2" Centers (Box Mounting 3.281")*	90520	91520	92520	77520G	25	250	6 lbs.
 1/2" ID Hole (Box Mounting 3.281") (21)*	90381	91381	92381	77381G	25	250	6 lbs.
 Two 1/2" ID Holes on 1-1/2" Centers (Box Mounting 3.281")*	90510	91510	92510	77510G	25	250	6 lbs.
 1/2" "D" Hole for Coaxial Cable (Box Mounting 3.281")*	90431	91431	92431	77431G	25	250	6 lbs.
 Two 1/2" "D" Holes for Coaxial Connectors on 1-1/2" Centers (Box Mounting 3.281")*	90551	91551	92551	77551G	25	250	6 lbs.
 25/32" "D" Hole for Bulkhead Connector (Box Mounting 3.281")*	90475	91475	92475	77475G	25	250	6 lbs.
 For 8 Wire Modular Connectors (Box Mounting 3.281") (RJ45)*	90477	91477	92477	77477G	25	250	6 lbs.
 Two 25/32" "D" Holes on 1-1/2" Centers (Box Mounting 3.281")*	90483	91483	92483	77483G	25	250	6 lbs.
 For one RS232 25 Pin Connector (Box Mounting 3.281")*	90261	91261	92261	77261G	25	250	6 lbs.
 For two RS232 25 Pin Connectors (Box Mounting 3.281")*	90262	91262	92262	77262G	25	250	6 lbs.
 For one RS232 25 Pin Connector and one 1/2" "D" Hole (Box Mounting 3.281")*	90446	91446	92446	77446G	25	250	6 lbs.
 For one RS232 25 Pin Connector and two 1/2" "D" Holes (Box Mounting 3.281")*	90448	91448	92448	77448G	25	250	6 lbs.
 Two 5/8" ID Holes on 1-1/2" Centers (Box Mounting 3.281")*	90490	91490	92490	77490G	25	250	6 lbs.

SPECIAL APPLICATIONS



Mulberry has the ability to produce a wide variety of special openings, as well as to custom mark and engrave plates -- all in-house. If you have any special requirements, please contact us for price and availability.

SPECIAL PLATES

Please use the following item numbers:

Standard Size	White	Brown	Ivory	Almond	Gray	Red
1-gang	90001	91001	92001	77001A	77001G	77001R
2-gang	90002	91002	92002	77002A	77002G	77002R
3-gang	90003	91003	92003	77003A	77003G	77003R
4-gang	90004	91004	92004	77004A	77004G	77004R
5-gang	90005	91005	92005	77005A	77005G	77005R
6-gang	90006	91006	92006	77006A	77006G	77006R

Midi Size

1-gang	90811	91811	92811	77811A	Not available
2-gang	90812	91812	92812	77812A	Not available
3-gang	90813	91813	92813	77813A	Not available
4-gang	90814	91814	92814	77814A	Not available

Thermoplastic wallplates are not available in dimensions other than standard and midi (see page D16 for dimensions). If you require a different size plate, please contact us about making it in metal.

Please specify, by listing openings or with a sketch:

- Opening sizes and locations
- Screw hole spacing
- Quantity

Please note that special plates are not returnable.



SILK-SCREENING

- Indelible, abrasion-resistant ink is applied to the surface of the plate
- Best for large quantities or complex designs, and for long use in heavy traffic locations

ENGRAVING

- The plate is etched and the groove filled with engravers' enamel
- Even more durable, and sometimes required for institutional applications

Please specify:

- Silk-screening or engraving
- Text
- Letter size (if not specified, we will choose to fit)
- Color
- Location of text, ideally with a sketch
- Provide artwork (designs, logos) if applicable
- Quantity (minimum silkscreen order is generally 50 pieces)

Please note that custom marked plates are not returnable.

Mulberry Endura™ wallplates are UL Listed 514C, CSA Approved, and comply with the National Electric Code and Federal Specification WP455a.

MATERIAL

- Molded of a rugged polycarbonate that is unmatched for strength and durability.
- Virtually unbreakable: Endura plates will not crack during installation or use.
- Flexible construction conforms to uneven wall surfaces and tolerates over-tight screws.
- Smooth, bright surface for a clean appearance.
- Non-conductive.
- Available in seven colors.
- Supplied with matching metal screws.

DIMENSIONS

Standard Size

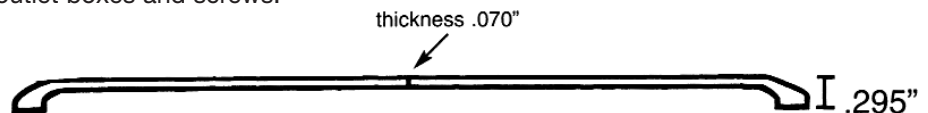
1-gang	4.5" x 2.75"
2-gang	4.5" x 4.562"
3-gang	4.5" x 6.375"
4-gang	4.5" x 8.187"
5-gang	4.5" x 10"
6-gang	4.5" x 11.812"

Midi Size

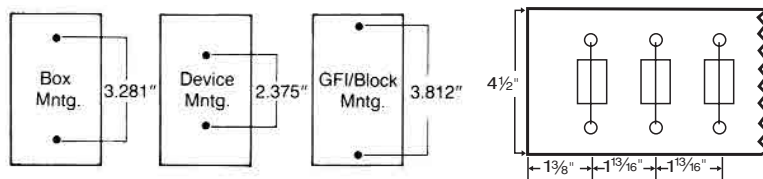
1-gang	5.06 x 3.25"
2-gang	5.06 x 5.12"
3-gang	5.06 x 6.94"
4-gang	5.06 x 8.75"

DEPTH / THICKNESS

Endura plates are .050-.100" deeper than other non-metallic wallplates, to allow additional clearance for outlet boxes and screws.



SCREW HOLE SPACING





Mulberry Metal Products, Inc.
2199 Stanley Terrace
P.O. Box 443
Union, New Jersey 07083

tel. 908.688.8850
fax. 908.688.7294
www.mulberrymetal.com