



| | |
|--|-------------------|
| Quick Selection Guide, Enclosure Types..... | 4-2 |
| General Duty, Type TG | 4-5 |
| Heavy Duty, Type TH..... | 4-7 |
| Heavy Duty Stainless Steel, Type TH | 4-11 |
| Mill Duty, Type TH..... | 4-13 |
| Double Throw Switches, Type TC, TDT..... | 4-15 |
| Emergency Power Transfer Switches, Type TC..... | 4-18 |
| AC Disconnects | 4-19 |
| Accessories: NEMA Type 1 and 3R Enclosures..... | 4-20 |
| Accessories: NEMA Type 4/4X, 12 and Mill Duty Enclosures..... | 4-22 |
| Additional Accessories | 4-24 |
| Enclosure and Knockout Dimensions | 4-26 through 4-36 |

For more information on these products, order publications from Section 27.



Safety Switches

Spec-Setter™ Safety Switches

Quick Selection Guide

Section 4

General Duty Safety Switch Short Circuit Ratings

| Maximum System Voltage | Ampere Rating | Switch Type | UL Listed Fusing | | Enclosure Type |
|------------------------|---------------------|----------------------|------------------|---------------------------------|----------------|
| | | | Class | Withstand Rating (rms Sym Amps) | |
| 240 Vac 250 Vdc | 30-600 ¹ | Fusible ² | K | 10,000 | N1 N3R |
| | | | H | 10,000 | |
| | | | R | 100,000 | |
| | | Non-fusible | K | 10,000 | |
| | | | H | 10,000 | |
| | | | R | 10,000 | |



TG4322

Heavy Duty Safety Switch Short Circuit Ratings

| Maximum System Voltage | Ampere Rating | Switch Type | UL Listed Fusing | | Enclosure Type |
|------------------------|---------------|--------------------------|------------------|---------------------------------|---------------------------------|
| | | | Class | Withstand Rating (rms Sym Amps) | |
| 600Vac 600Vdc | 30-1200 | Fusible | H | 10,000 | N1 N3R N4/4X N5 N12 |
| | | | R | 200,000 ⁴ | |
| | | | J | 200,000 ⁴ | |
| | | | L ³ | 100,000 | |
| | | Non-fusible ¹ | H | 10,000 | |
| | | | R | 10,000 | |
| | | | J | 10,000 | |
| | | | L ³ | 10,000 | |



TH3361SS

Double Throw Safety Switch Short Circuit Ratings

| Maximum System Voltage | Ampere Rating | Switch Type | UL Listed Fusing | | Enclosure Type |
|------------------------|---------------|--------------------------|------------------|---------------------------------|------------------|
| | | | Class | Withstand Rating (rms Sym Amps) | |
| 600Vac | 30-1200 | Fusible | R | 100,000 | N1 N3R N4X |
| | | | J | 100,000 | |
| | | | T | 100,000 | |
| | | | L | 100,000 | |
| | | Non-fusible ¹ | R | 10,000 | |
| | | | J | 10,000 | |
| | | | T | 10,000 | |
| | | | L | 10,000 | |



TC10323R

¹ Non-fusible switch withstand ratings apply when protected by corresponding listed fuse type.

² Class R fuse is not available for 400A or 600A General Duty switches.

³ Class L fuses are only applicable when used with 800 and 1200A Type TC safety switches.

⁴ Unless otherwise noted.



TDT3362



Enclosure Types

Type 1—Enclosures constructed for indoor use to provide a degree of protection to personnel against incidental contact with the enclosed equipment and to provide a degree of protection against falling dirt.

Type 3R—Enclosures constructed for either indoor or outdoor use to provide a degree of protection to personnel against incidental contact with the enclosed equipment; to provide a degree of protection against falling dirt, rain, sleet, and snow; and that will be undamaged by the external formation of ice on the enclosure

Type 4—Enclosures constructed for either indoor or outdoor use to provide a degree of protection to personnel against incidental contact with the enclosed equipment; to provide a degree of protection against falling dirt, rain, sleet, snow, windblown dust, splashing water, and hose-directed water; and that will be undamaged by the external formation of ice on the enclosure.

Type 4X—Enclosures constructed for either indoor or outdoor use to provide a degree of protection to personnel against incidental contact with the enclosed equipment; to provide a degree of protection against falling dirt, rain, sleet, snow, windblown dust, splashing water, hose-directed water, and corrosion; and that will be undamaged by the external formation of ice on the enclosure.

Type 5—Enclosures constructed for indoor use to provide a degree of protection to personnel against incidental contact with the enclosed equipment; to provide a degree of protection against falling dirt; against settling airborne dust, lint, fibers, and flyings; and to provide a degree of protection against dripping and light splashing of liquids.

Type 12—Enclosures constructed (without knockouts) for indoor use to provide a degree of protection to personnel against incidental contact with the enclosed equipment; to provide a degree of protection against falling dirt; against circulating dust, lint, fibers, and flyings; and to provide a degree of protection against dripping and light splashing of liquids.

Application Note: For applications of disconnecting means in motor circuit applications, disconnect must be sized based on ampacity per NEC 430-110, but not less than 115% of Motor Name-Plate current.

Comparison of Specific Applications of Enclosures for Indoor Nonhazardous Locations

| Provides a Degree of Protection Against the Following Environmental Conditions | Type of Enclosure | | | | |
|--|-------------------|---|----|---|----|
| | 1* | 4 | 4X | 5 | 12 |
| Incidental contact with the enclosed equipment | X | X | X | X | X |
| Falling dirt | X | X | X | X | X |
| Falling liquids and light splashing | - | X | X | X | X |
| Circulating dust, lint, fibers, and flyings** | - | X | X | - | X |
| Settling airborne dust, lint, fibers, and flyings** | - | X | X | X | X |
| Hosedown and splashing water | - | X | X | - | - |
| Oil and coolant seepage | - | - | - | - | X |
| Corrosive agents | - | - | X | - | - |

*These enclosures may be ventilated.

** These fibers and flyings are nonhazardous materials and are not considered Class III type ignitable fibers or combustible flyings. For Class III type ignitable fibers or combustible flyings see the National Electrical Code, Article 500.

Applications of Enclosures for Outdoor Nonhazardous Locations

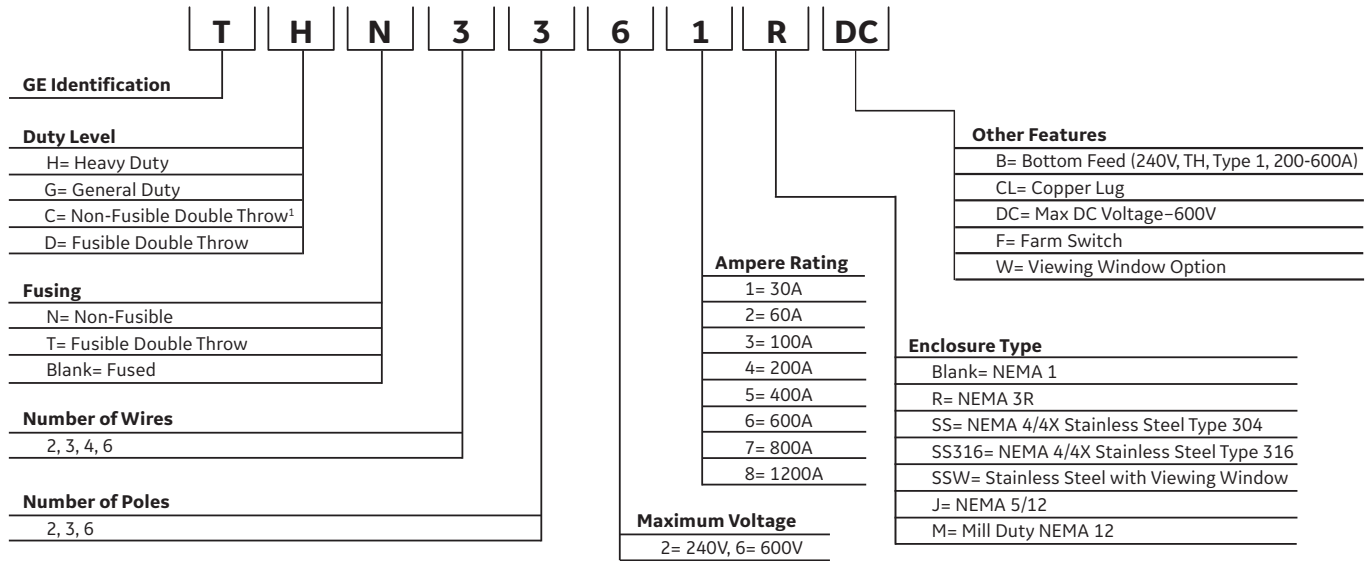
| Provides a Degree of Protection Against the Following Environmental Conditions | Type of Enclosure | | |
|--|-------------------|---|----|
| | 3R* | 4 | 4X |
| Incidental contact with the enclosed equipment | X | X | X |
| Rain, snow, and sleet** | X | X | X |
| Windblown dust, lint, fibers, and flyings | - | X | X |
| Hosedown | - | X | X |
| Corrosive agents | - | - | X |

* These enclosures may be ventilated.

** External operating mechanisms are not required to be operable when the enclosure is ice covered.



Product Number Structure



¹ 800A and 1200A non-double throw safety switches also use the C nomenclature

Note: This information is provided for interpreting numbers. It should not be used to build product numbers.



Safety Switches General Duty, Type TG

Spec-Setter™ Safety Switches
30-600 Amperes
240 Volts AC
250 Volts DC

Section 4

Type TG Switches


- Designed for residential or light commercial applications where duty is not severe
- 30-600 amps
- 240Vac / 250Vdc maximum in fusible or non-fusible units
- NEMA Type 1 (indoor) or NEMA Type 3R (outdoor) enclosures
- Direct-drive, quick-make, quick-break mechanism “snaps” contacts open and closed providing positive ON/OFF indication
- Self-leveling, three-point mounting system
- Integral cover interlock
- Visible confirmation of plated blade contact positions
- Spring reinforced fuse clips assure reliable contact for cool operation. Suitable for Class H, K, J or R fuses, where applicable.
- UL Listed short-circuit rating is 10,000 rms symmetrical amps standard
- With Class R fuses and fuse kits installed, 30-200 amp switches have UL Listed short circuit rating of 100,000 rms symmetrical amps
- UL Listed as service entrance equipment when installed in accordance with the National Electric Code

All GE General Duty safety switches carry the following certifications:

- UL Listed and cUL Listed
(UL98 Enclosed Switches/CSA-C22.2 No. 4-04)
- Federal Specification WS-865C
- NEMA Enclosed Safety Switch Standard KS1-2013
- Seismic Certified



Fusible, Two-pole, 120/240 and 240 Volts AC; 250 Volts DC;
Three-wire switching neutral, 240 Volts AC



Fusible, Four-wire switching neutral, 208/120 and 240 Volts AC



No Fuse, Two-pole, 240 Volts AC; 250 Volts DC (100-600 amps only);
Three-pole, 240 Volts AC or Two-pole with Switching Neutral



Safety Switches

General Duty, Type TG

Spec-Setter™ Safety Switches




30-600 Amperes

240 Volts AC

250 Volts DC

Section 4

General Duty Safety Switches

| | Amperage Rating | Product Number | | Horsepower Rating | | | | DC Hp | Neutral Kit Insulated, Groundable and Bondable |
|--|-----------------|------------------------|------------------------|----------------------|-------------|---------------------|--|---------------|--|
| | | NEMA Type 1 Indoor | NEMA Type 3 Outdoor | Single-Phase 240 Vac | | Three-Phase 240 Vac | | 250 Vdc | |
| | | | | Standard Fuse | Time Delay | Standard Fuse | Time Delay | Standard Fuse | |
| Fusible / 2 Pole / 3 Wire / 240V / 50/60 Hz | | | | | | | | | |
|  | 30 | TG3221 | TG3221R | 1.5 | 3 | | | 5 | Factory Installed |
| | 60 | TG3222 | TG3222R | 3 | 10 | | | 10 | |
| | 100 | TG3223 | TG3223R | 7.5 | 15 | | | 20 | |
| | 200 | TG3224 ¹ | TG3224R | 15 | 15 | | | | |
| | 400 | TG3225 ^{1,2} | TG3225R ² | | | | | | |
| | 600 | TG3226 ^{1,2} | TG3226R ² | | | | | | |
| Fusible / 3 Pole / 4 Wire / 240V / 50/60 Hz | | | | | | | | | |
|  | 30 | TG4321 | TG4321R | 1.5 | 3 | 3 | 7.5 | 5 | Factory Installed |
| | 60 | TG4322 | TG4322R | 3 | 10 | 7.5 | 15 | 10 | |
| | 100 | TG4323 | TG4323R | 7.5 | 15 | 15 | 30 | 20 | |
| | 200 | TG4324 ¹ | TG4324R | 15 | 15 | 25 | 50 | | |
| | 400 | TG4325 ^{1,2} | 4 | | | 50 | 100 | | |
| | 600 | TG4326 ^{1,2} | 4 | | | 75 | 100 | | |
| Non-Fusible / 3 Pole / 3 Wire / 240V / 50 / 60 Hz | | | | | | | | | |
| | Amperage Rating | Product Number | | Horsepower Rating | | DC Hp | Neutral Kit Insulated, Groundable and Bondable | | |
| | | NEMA Type 1 Indoor | NEMA Type 3 Outdoor | Single-Phase | Three-Phase | 250 Vdc | | | |
| | | | | 240 Vac Standard | | Standard | | | |
|  | 30 | TGN3321 | TGN3321R | 3 | 7.5 | 5 | TNI21 | | |
| | 60 | TGN3322 ³ | TGN3322R ³ | 10 | 15 | 10 | | | |
| | 100 | TGN3323 ³ | TGN3323R ³ | 15 | 30 | 20 | | | |
| | 200 | TGN3324 ¹ | TGN3324R | 15 | 50 | | TNIA64 | | |
| | 400 | TGN3325 ^{1,2} | 4 | | 100 | | TNI65 or TNI65A | | |
| | 600 | TGN3326 ^{1,2} | 4 | | 100 | | TNI66 | | |

For Type 3R Enclosure: 30-200 amp devices have removable closing cap. Order hubs for these devices separately on page 4-25.

Larger amp devices require field cut openings and customer-supplied hub.

General Duty safety switches are not suitable for use as service equipment in Canada. Use Heavy Duty safety switches.

¹ Add "B" suffix for factory reversed bottom feed. (e.g., TG3224B.) UL Listed.

² Single make- single break mechanism

³ Not suitable for use as service equipment. Solid neutral not available.

⁴ NEMA Type 3R Fusible or Non-Fusible versions, 400-600 ampere rating, available in heavy duty, type TH models. See pages 4-8 to 4-10.



Safety Switches Heavy Duty, Type TH

Spec-Setter™ Safety Switches
30-1200 Amperes
240 Volts AC
250 Volts DC

Section 4

Type TH Switches

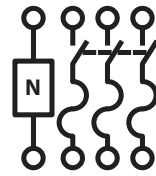
- Designed for commercial and industrial applications where safety, high performance and continuity of service are essential
- 30-1200 amps
- 600Vac maximum, 600Vdc maximum in fusible or non-fusible units
- NEMA Type 1 (indoor), Type 3R (outdoor), Type 4/4X (water and dust-tight, corrosion resistant) or Type 5/12 (drip and dust-tight) enclosures
- Donut handle ideal for hook stick operation and accepts 3 padlocks in the OFF position
- Direct-drive, quick-make, quick-break mechanism “snaps” contacts open and closed providing positive ON/OFF indication
- Self-leveling, three-point mounting system
- Coin-proof, defeatable interlock
- Visible confirmation of plated blade contact positions
- Spring reinforced fuse clips assure reliable contact for cool operation. Suitable for Class H, K, J or R fuses, where applicable.
- With Class R fuses or J fuses, 30-600 amp switches have UL Listed short circuit rating of 200,000 rms symmetrical amps
- Switches rated 800-1200 amps use Class L fuses and have a UL Listed short circuit rating of 100,000 rms symmetrical amps
- UL Listed as service entrance equipment when installed in accordance with the National Electric Code

All GE Heavy Duty safety switches carry the following certifications:

- UL Listed and cUL Listed (UL98 Enclosed Switches/CSA-C22.2 No. 4-04)
- Federal Specification WS-865C
- NEMA Enclosed Safety Switch Standard KS1-2013
- Seismic Certified



Fusible, Two-pole,
240 Volts AC; 250 Volts DC
and Fusible Two-pole,
600 Volts DC,
(2 poles in series for 600 Vdc)



Fusible,
Four-wire switching neutral,
208/120 and 240 Volts AC



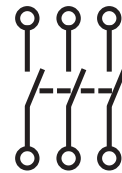
Fusible, Three-pole,
Three-wire switching neutral,
120/240 and 240 Volts AC



Non-fusible,
Two-pole, 600 Volts DC



Fusible, Three-pole,
240 Volts AC
480, 480Y/277 and 600 Volts
AC-250 Volts DC



Non-fusible,
Three-pole, 480 and
600 Volts AC-250 Volts DC
or Two-pole with
switching neutral



Safety Switches

Heavy Duty, Type TH

Spec-Setter™ Safety Switches
30-1200 Amperes
240 Volts AC
250 Volts DC

Section 4

Heavy Duty Safety Switches

| | Amperage Rating | Product Number | | | Horsepower Rating | | | | DC Hp |
|--|-----------------|--------------------------|---------------------------|----------------------|----------------------|------------|---------------------|------------|---------------|
| | | NEMA Type 1 Indoor | NEMA Type 3R Outdoor | NEMA Type 5, 12 | Single-Phase 240 Vac | | Three-Phase 240 Vac | | 250 Vdc |
| | | | | | Standard Fuse | Time Delay | Standard Fuse | Time Delay | Standard Fuse |
| Fusible / 2 Pole / 3 Wire / 240V / 50/60 Hz (Neutral factory installed) | | | | | | | | | |
| | 30 | TH3221 | TH3221R | TH3221J ⁴ | 1.5 | 3 | | | 5 |
| | 60 | TH3222 | TH3222R | TH3222J ⁴ | 3 | 10 | | | 10 |
| | 100 | TH3223 | TH3223R | TH3223J ⁴ | 7.5 | 15 | | | 20 |
| | 200 | TH3224 ^{1,2} | TH3224R ² | TH3224J ⁴ | 15 | | | | 40 |
| | 400 | TH3225 ^{1,2} | TH3225R ² | TH3225J | | | 50 | 125 | 50 |
| | 600 | TH3226 ^{1,2} | TH3226R ² | TH3226J | | | 75 | 200 | 50 |
| | 1200 | TC72267 ^{3,6,7} | TC72267R ^{3,6,7} | | | | | | |

| | Amperage Rating | Product Number | | | Horsepower Rating | | | | DC Hp |
|--|-----------------|-----------------------|-------------------------|----------------------|----------------------|------------|---------------------|------------|---------------|
| | | NEMA Type 1 Indoor | NEMA Type 3R Outdoor | NEMA Type 5, 12 | Single-Phase 240 Vac | | Three-Phase 240 Vac | | 250 Vdc |
| | | | | | Standard Fuse | Time Delay | Standard Fuse | Time Delay | Standard Fuse |
| Fusible / 3 Pole / 3 Wire / 240V / 50/60 Hz | | | | | | | | | |
| | 30 | | | TH3321J ⁴ | 1.5 | 3 | 3 | 7.5 | 5 |
| | 60 | | | TH3322J ⁴ | 3 | 10 | 7.5 | 15 | 10 |
| | 400 | TH3325 ¹ | TH3325R | | | | 50 | 125 | 50 |
| | 600 | TH3326 ¹ | TH3326R | | | | 75 | 200 | 50 |

| | Amperage Rating | Product Number | | | Horsepower Rating | | | | DC Hp |
|--|-----------------|-----------------------|-------------------------|----------------------|----------------------|------------|---------------------|------------|---------------|
| | | NEMA Type 1 Indoor | NEMA Type 3R Outdoor | NEMA Type 5, 12 | Single-Phase 240 Vac | | Three-Phase 240 Vac | | 250 Vdc |
| | | | | | Standard Fuse | Time Delay | Standard Fuse | Time Delay | Standard Fuse |
| Fusible / 3 Pole / 4 Wire / 240V / 50/60 Hz (Neutral factory installed) | | | | | | | | | |
| | 30 | TH4321 | TH4321R | TH4321J ⁴ | 1.5 | 3 | 3 | 7.5 | 5 |
| | 60 | TH4322 | TH4322R | TH4322J ⁴ | 3 | 10 | 7.5 | 15 | 10 |
| | 100 | TH4323 | TH4323R | TH4323J ⁴ | 7.5 | 15 | 15 | 30 | 20 |
| | 200 | TH4324 ^{1,2} | TH4324R ² | TH4324J ⁴ | 15 | | 25 | 60 | 40 |
| | 400 | TH4325 ^{1,2} | TH3325R ^{5,8} | TH4325J | | | 50 | 125 | 50 |
| | 600 | TH4326 ^{1,2} | TH3326R ^{5,9} | TH4326J | | | 75 | 200 | 50 |

Heavy Duty Safety Switches 6-Pole

| | Amperage Rating | Product Number | | Horsepower Rating | | | | DC Hp |
|--|-----------------|--|--|----------------------|------------|---------------------|------------|---------------|
| | | NEMA Type 1, 3R, 5, 12 Indoor/Outdoor | | Single-Phase 240 Vac | | Three-Phase 240 Vac | | 250 Vdc |
| | | | | Standard Fuse | Time Delay | Standard Fuse | Time Delay | Standard Fuse |
| Fusible / 6 Pole / 6 Wire / 240V / 50/60 Hz | | | | | | | | |
| | 30 | TH6621 | | 1.5 | 3 | 3 | 7.5 | 5 |
| | 60 | TH6622 | | 3 | 10 | 7.5 | 15 | 10 |
| | 100 | TH6623 | | 7.5 | 15 | 15 | 30 | 20 |
| | 200 | TH6624 | | 15 | | 25 | 60 | 40 |

- ¹ Type 1 Enclosure: 200-600 Amp devices available factory reversed for bottom feed. Add "B" suffix.
- ² For switches CSA Certified for service entrance, add "C" suffix.
- ³ For switches suitable for service entrance applications in Canada, order TH3267C, TH3267RC, TH3268C and TH3268RC.
- ⁴ Available with Viewing Window. Add "W" suffix.
- ⁵ For switches suitable for service entrance applications in Canada, order TH4325RC and TH4326RC.
- ⁶ Rated 600 Vac only. Accepts Class L fuses only. Type HD electrical performance does not apply.
- ⁷ 3 wire with neutral kit ordered separately. For 800A use TNI67; for 1200A use TNI68A.
- ⁸ 4 wire with neutral kit ordered separately. For 400A use TNI65 or TNI65A.
- ⁹ 4 wire with neutral kit ordered separately. For 600A use TNI66.

Note: Many Heavy Duty Switches are available with a Stainless Steel enclosure. See page 4-12.



Safety Switches Heavy Duty, Type TH

Spec-Setter™ Safety Switches
30-1200 Amperes
240 Volts AC
250 Volts DC

Section 4


Heavy Duty Safety Switches

| Amperage Rating | Product Number | | Horsepower Rating | | | | | | | | | | DC Hp | |
|-----------------|--------------------|----------------------|---------------------|------------|----------------------|------------|---------------------|------------|----------------------|------------|---------------------|------------|---------------|---------|
| | NEMA Type 1 Indoor | NEMA Type 3R Outdoor | Three-Phase 240 Vac | | Single-Phase 480 Vac | | Three-Phase 480 Vac | | Single-Phase 600 Vac | | Three-Phase 600 Vac | | 125 Vdc | 250 Vdc |
| | | | Standard Fuse | Time Delay | Standard Fuse | Time Delay | Standard Fuse | Time Delay | Standard Fuse | Time Delay | Standard Fuse | Time Delay | Standard Fuse | |


Fusible / 2 Pole / 2 Wire / 600V / 50/60 Hz

| | | | | | | | | | | | | | | | | | |
|------|--------------------------|---------------------------|--|--|--|--|--|--|--|--|--|--|--|--|--|--|--|
| 800 | TC72267 ^{1,2,7} | TC72267R ^{1,2,7} | | | | | | | | | | | | | | | |
| 1200 | TC72268 ^{1,2,7} | TC72268R ^{1,2,7} | | | | | | | | | | | | | | | |

Fusible / 3 Pole / 3 Wire / 600V / 50/60 Hz


| | | | | | | | | | | | | | | | | | | |
|---|------------------------|------------------------|------------------------|----------------------|-----|-----|---|-----|---|----|---|----|-----|----|--|--|--|---|
|  | 30 | TH3361 | TH3361R | | | | | | | | | | | | | | | |
| | | | TH3361RF ⁵ | | | 7.5 | 3 | 7.5 | 5 | 15 | 3 | 10 | 7.5 | 20 | | | | 5 |
| | | | TH3361RF2 ⁵ | | | | | | | | | | | | | | | |
| | 60 | TH3362 | TH3362R | | | | | | | | | | | | | | | |
| | | | TH3362RF ⁵ | | | | | | | | | | | | | | | |
| | | | TH3363 | TH3363R | | | | | | | | | | | | | | |
| | | | TH3364 ³ | TH3364R ⁶ | | | | | | | | | | | | | | |
| | | | TH3365 ³ | TH3365R | 50 | 125 | | | | | | | | | | | | |
| | | TH3366 ³ | TH3366R | 75 | 200 | | | | | | | | | | | | | |
| | | TC72367 ^{2,4} | TC72367R ⁴ | | | | | | | | | | | | | | | |
| | TC72368 ^{2,4} | TC72368R ⁴ | | | | | | | | | | | | | | | | |

Fusible / 3 Pole / 4 Wire / 600V / 50/60 Hz CSA Certified for service entrance (Neutral factory installed)

| | | | | | | | | | | | | | | | | | |
|---|------|---------|----------|----|-----|--|--|--|--|--|--|--|--|--|--|--|--|
|  | 200 | TH4364C | TH4364RC | | | | | | | | | | | | | | |
| | 400 | TH4365C | TH4365RC | 50 | 125 | | | | | | | | | | | | |
| | 600 | TH4366C | TH4366RC | 75 | 200 | | | | | | | | | | | | |
| | 800 | TH4367C | TH4367RC | | | | | | | | | | | | | | |
| | 1200 | TH4368C | TH4368RC | | | | | | | | | | | | | | |

| Amperage Rating | Product Number | | Horsepower Rating | | | | | | | | | | DC Hp | |
|-----------------|------------------------|-----------------------------|---------------------|------------|----------------------|------------|---------------------|------------|----------------------|------------|---------------------|------------|---------------|---------|
| | NEMA Type 5, 12 Indoor | NEMA Type 3R, 5, 12 Outdoor | Three-Phase 240 Vac | | Single-Phase 480 Vac | | Three-Phase 480 Vac | | Single-Phase 600 Vac | | Three-Phase 600 Vac | | 125 Vdc | 250 Vdc |
| | | | Standard Fuse | Time Delay | Standard Fuse | Time Delay | Standard Fuse | Time Delay | Standard Fuse | Time Delay | Standard Fuse | Time Delay | Standard Fuse | |


Fusible / 3 Pole / 3 Wire / 600V / 50/60 Hz

| | | | | | | | | | | | | | | | | | |
|---|-----|----------------------|----------|----|-----|--|--|--|--|--|--|--|--|--|--|--|--|
|  | 30 | TH3361J ⁶ | TH3361JR | | | | | | | | | | | | | | |
| | 60 | TH3362J ⁶ | TH3362JR | | | | | | | | | | | | | | |
| | 100 | TH3363J ⁶ | TH3363JR | | | | | | | | | | | | | | |
| | 200 | TH3364J ⁶ | TH3364JR | | | | | | | | | | | | | | |
| | 400 | TH3365J | TH3365JR | 50 | 125 | | | | | | | | | | | | |
| | 600 | TH3366J | TH3366JR | 75 | 200 | | | | | | | | | | | | |

Heavy Duty Safety Switches 6-Pole

| Amperage Rating | Product Number | | Horsepower Rating | | | | | | | | DC Hp | |
|-----------------|---------------------------------------|--|----------------------|------------|---------------------|------------|----------------------|------------|---------------------|------------|---------------|--|
| | NEMA Type 1, 3R, 5, 12 Indoor/Outdoor | | Single-Phase 480 Vac | | Three-Phase 480 Vac | | Single-Phase 600 Vac | | Three-Phase 600 Vac | | 250 Vdc | |
| | | | Standard Fuse | Time Delay | Standard Fuse | Time Delay | Standard Fuse | Time Delay | Standard Fuse | Time Delay | Standard Fuse | |

Fusible / 6 Pole / 6 Wire / 600V / 50/60 Hz

| | | | | | | | | | | | | | |
|---|-----|--------|--|----|-----|----|-----|----|----|-----|-----|--|----|
|  | 30 | TH6661 | | 3 | 7.5 | 5 | 15 | 3 | 10 | 7.5 | 20 | | 5 |
| | 60 | TH6662 | | 5 | 20 | 15 | 30 | 10 | 25 | 15 | 50 | | 10 |
| | 100 | TH6663 | | 10 | 30 | 25 | 60 | 15 | 40 | 30 | 75 | | 20 |
| | 200 | TH6664 | | 25 | 50 | 50 | 125 | 30 | 50 | 60 | 150 | | 40 |

¹ 3 wire with neutral kit ordered separately. For 800A use TNI67; for 1200A use TNI68A.

² Rated 600 Vac only. Accepts Class L fuses only. Type HD electrical performance does not apply.

³ Type 1 Enclosure: 200-600 Amp devices available, factory reversed for bottom feed. Add "B" suffix.

⁴ 4 wire with neutral kit ordered separately. For 800A use TNI67; for 1200A use TNI68A.

⁵ Farm Switch with oversize Type 3R enclosure with vertical hinge. See page 4-28 for dimensions.

⁶ Available with Viewing Window. Add "W" suffix.

⁷ For switches suitable for service entrance applications in Canada, order TH3267C, TH3267RC, TH3268C and TH3268RC.




Safety Switches Heavy Duty, Type TH


Spec-Setter™ Safety Switches
30-1200 Amperes
240, 480, 600 Volts AC
600 Volts DC

Section 4

Heavy Duty Safety Switches



| | Amperage Rating | Product Number | | | Horsepower Rating | | | | | | DC Hp |
|---|----------------------|------------------------|--------------------------|-------------------------|-------------------------------|------------------------------|-------------------------------|------------------------------|-------------------------------|------------------------------|------------------|
| | | NEMA Type 1 Indoor | NEMA Type 3R Outdoor | NEMA Type 5, 12 | Single-Phase 240 Vac Standard | Three-Phase 480 Vac Standard | Single-Phase 600 Vac Standard | Three-Phase 600 Vac Standard | Single-Phase 600 Vac Standard | Three-Phase 600 Vac Standard | 250 Vdc Standard |
| | | | | | | | | | | | |
| Non-Fusible / 3 Pole / 3 Wire / 240V / 50/60 Hz | | | | | | | | | | | |
| | 30 | THN3321 | | | 3 | 10 | | | | | 5 |
| Non-Fusible / 3 Pole / 3 Wire / 600V / 50/60 Hz | | | | | | | | | | | |
|  | 30 | THN3361 ² | THN3361R | THN3361J ^{2,3} | 3 | 10 | 7.5 | 20 | 10 | 30 | 5 |
| | | | THN3361RF ⁴ | | | | | | | | |
| | | | THN3361RF ^{2,4} | | | | | | | | |
| | 60 | THN3362 ² | THN3362R | THN3362J ^{2,3} | 10 | 20 | 20 | 50 | 25 | 60 | 10 |
| | | | THN3362RF ⁴ | | | | | | | | |
| | 100 | THN3363 ² | THN3363R | THN3363J ^{2,3} | 20 | 40 | 30 | 75 | 40 | 100 | 20 |
| | 200 | THN3364 ^{1,2} | THN3364R | THN3364J ³ | | | | | | | |
| | 400 | THN3365 ¹ | THN3365R | THN3365J | | 125 | | 250 | | 350 | 50 |
| 600 | THN3366 ¹ | THN3366R | THN3366J | | 200 | | 400 | | 500 | 50 | |
| 800 | TC36367 | | | | | | | | | | |
| 1200 | TC36368 | | | | | | | | | | |

Heavy Duty Safety Switches 6-Pole

| Non-Fusible / 6 Pole / 6 Wire / 600V / 50/60 Hz | | | | | | | | | | | |
|---|-----|--|---------|--|----|-----|--|-----|----|-----|----|
|  | 30 | | THN6661 | | 3 | 7.5 | | 15 | 10 | 20 | 5 |
| | 60 | | THN6662 | | 10 | 20 | | 30 | 25 | 50 | 10 |
| | 100 | | THN6663 | | 15 | 30 | | 60 | 40 | 75 | 20 |
| | 200 | | THN6664 | | 15 | 50 | | 125 | 50 | 150 | 40 |

- ¹ Type 1 Enclosure: 200-600 Amp devices available factory reversed for bottom feed. Add "B" suffix.
- ² Available with Copper Lug. Add "CL" suffix
- ³ Available with Viewing Window. Add "W" suffix.
- ⁴ Farm switch with oversize Type 3R enclosure and vertical hinge. See page 4-28 for dimensions.

DC Rated Heavy Duty Safety Switches

|  | Amperage Rating | Product Number | | | DC Horsepower Ratings | | | | | |
|---|-----------------|--------------------|----------------------|-----------------|-----------------------|------------|---------------|---------------|------------|--|
| | | NEMA Type 1 Indoor | NEMA Type 3R Outdoor | NEMA Type 5, 12 | 125 Vdc | | 250 Vdc | 600 Vdc | | |
| | | | | | Standard Fuse | Time Delay | Standard Fuse | Standard Fuse | Time Delay | |
| Fusible / 2 Pole / 2 Wire / 600Vdc / 50/60 Hz | | | | | | | | | | |
|  | 30 | TH2261DC | TH2261RDC | TH2261JDC | 2 | 3 | 5 | 10 | 15 | |
| | 60 | TH2262DC | TH2262RDC | TH2262JDC | 5 | | 10 | 25 | | |
| | 100 | TH2263DC | TH2263RDC | TH2263JDC | | | 20 | 25 | | |
| Non-Fusible / 2 Pole / 2 Wire / 600Vdc / 50/60 Hz | | | | | | | | | | |
| | 30 | THN2261DC | THN2261RDC | THN2261JDC | 3 | | 5 | 15 | | |
| | 60 | THN2262DC | THN2262RDC | THN2262JDC | 5 | | 10 | 25 | | |
| | 100 | THN2263DC | THN2263RDC | THN2263JDC | | | 20 | 25 | | |

Interlocked Receptacle Switches

| | Amperage Rating | Product Number | | Receptacle Manufacturer | Mating Receptable | Horsepower Rating |
|--|-----------------|------------------------|----------------|-------------------------|-------------------|---|
| | | NEMA Type 5, 12 Indoor | NEMA Type 4/4X | | | |
| Fusible / 3 Pole / 3 Wire / 600V / 50/60 Hz | | | | | | |
| | 60 | TH3362JCH | TH3362JCHSS | Crouse Hinds | Arktite #APJ6485 | For horsepower ratings, see switch without "CH" or "CHSS" suffix. |
| Non-Fusible / 3 Pole / 3 Wire / 600V / 50/60 Hz | | | | | | |
| | 60 | THN3362JCH | THN3362JCHSS | Crouse Hinds | Arktite #APJ6485 | For horsepower ratings, see switch without "CH" or "CHSS" suffix. |



Safety Switches

Heavy Duty Stainless Steel, Type TH

Spec-Setter™ Safety Switches

30-600 Amperes

240, 600 Volts AC

600 Volts DC

Section 4

Heavy Duty Stainless Steel, Type TH

- Designed for commercial and industrial applications in **corrosive environments** where safety, high performance and continuity of service are essential.
- 30-600 amps
- 600 Vac maximum, 600 Vdc maximum in fusible or non-fusible units, indoor or outdoor enclosures
- Donut handle ideal for hook stick operation and accepts 3 padlocks in the OFF position
- Three or four welded mounting brackets
- Spring reinforced fuse clips assure reliable contact for cool operation. Suitable for Class H, K, J or R fuses.
- The conductor rating is 60/75°C
- Short circuit ratings are UL Listed to 200,000 rms symmetrical amps when Class J or R fuses are installed
- Horsepower ratings are to UL Listed maximums
- UL Listed as service entrance equipment when installed in accordance with the National Electric Code

We offer two types of NEMA 4X enclosures:

—Grade 304 Stainless Steel (order product numbers with SS suffix)

NEMA Type 4X Grade 304 Stainless Steel

- Helps protect against falling dirt, rain, sleet, snow, wind-blown dust, splashing water, hose-directed water and corrosion

- Applications in harsh environments such as food and beverage, coastal, mining

—Grade 316 Stainless Steel (order product numbers with SS316 suffix)

NEMA Type 4X 316 Stainless Steel, Water and Dust-tight

- Chemical composition that makes it more resistant to general corrosion and pitting/crevice corrosion than 304 Stainless Steel

- Higher creep, stress-to-rupture and tensile strength at elevated temperatures than 304 Stainless Steel

- Excellent resistance to reducing acids and similar media

- Provides enhanced protection over 304 Stainless Steel in environments with salts and chemicals

- Applications in extremely harsh environments such as water/waste water, marine

All GE Heavy Duty Stainless Steel safety switches carry the following certifications:

- UL Listed and cUL Listed (UL98 Enclosed Switches/CSA-C22.2 No. 4-04)
- Federal Specification WS-865C
- NEMA Enclosed Safety Switch Standard KS1-2013
- Seismic Certified



Fusible, Two-pole,
Three-wire switching neutral,
240 Volts AC, 250 Volts DC




Non-fusible, Three-pole,
Three -wire, 600 Volts AC



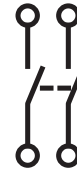
Fusible, Three-pole,
Three-wire, 600 Volts AC



Fusible, Two-pole,
Two-wire, 600 Volts DC



Fusible, Three-pole,
Four-wire switching neutral,
240 Volts AC



Non-fusible, Two-pole,
Two-wire, 600 Volts DC



Safety Switches

Heavy Duty Stainless Steel, Type TH

Spec-Setter™ Safety Switches

30-600 Amperes

240, 600 Volts AC

600 Volts DC

Section 4

NEMA Type 4X Enclosure Grade 304 Stainless Steel (see footnote below for 316 Stainless Steel offering)

| | Amperage | Product Number | Horsepower Ratings | | | | DC Horsepower Ratings | |
|--|----------|-------------------------|----------------------|------------|---------------------|------------|-----------------------|----|
| | | | Single-Phase 240 Vac | | Three-Phase 240 Vac | | 250 Vdc | |
| | | | Standard Fuse | Time Delay | Standard Fuse | Time Delay | Standard Fuse | |
| Fusible / 2 Pole / 2 Wire / 240V / 50/60 Hz | | | | | | | | |
| | 30 | TH2221SS ^{1,2} | 1.5 | 3 | | | | 5 |
| | 60 | TH2222SS ^{1,2} | 3 | 10 | | | | 10 |
| Fusible / 2 Pole / 3 Wire / 240V / 50/60 Hz (Neutral factory installed) | | | | | | | | |
| | 30 | TH3221SS ^{1,2} | 1.5 | 3 | | | | 5 |
| | 60 | TH3222SS ^{1,2} | 3 | 10 | | | | 10 |
| | 100 | TH3223SS ^{1,2} | 7.5 | 15 | | | | 20 |
| | 200 | TH3224SS ^{1,2} | 15 | | | | | 40 |
| | 400 | TH3225SS | | | 50 | 125 | | 50 |
| | 600 | TH3226SS | | | 75 | 200 | | 50 |
| Fusible / 3 Pole / 3 Wire / 240V / 50/60 Hz | | | | | | | | |
| | 30 | TH3321SS ^{1,2} | 1.5 | 3 | 3 | 7.5 | | 5 |
| | 60 | TH3322SS ^{1,2} | 3 | 10 | 7.5 | 15 | | 10 |
| Fusible / 3 Pole / 4 Wire / 240V / 50/60 Hz (Neutral factory installed) | | | | | | | | |
| | 30 | TH4321SS ^{1,2} | 1.5 | 3 | 3 | 7.5 | | 5 |
| | 60 | TH4322SS ^{1,2} | 3 | 10 | 7.5 | 15 | | 10 |
| | 100 | TH4323SS ^{1,2} | 7.5 | 15 | 15 | 30 | | 20 |
| | 200 | TH4324SS ^{1,2} | 15 | | 25 | 60 | | 40 |
| | 400 | TH4325SS | | | 50 | 125 | | 50 |
| | 600 | TH4326SS | | | 75 | 200 | | 50 |

| | Amperage | Product Number | Horsepower Ratings | | | | | | | | | DC Horsepower Ratings | | | |
|--|----------|------------------------------|---------------------|------------|----------------------|------------|---------------------|------------|----------------------|------------|---------------------|-----------------------|----------|------------|----------|
| | | | Three-Phase 240 Vac | | Single-Phase 480 Vac | | Three-Phase 480 Vac | | Single-Phase 600 Vac | | Three-Phase 600 Vac | | 125 Vdc | | 250 Vdc |
| | | | Std Fuse | Time Delay | Std Fuse | Time Delay | Std Fuse | Time Delay | Std Fuse | Time Delay | Std Fuse | Time Delay | Std Fuse | Time Delay | Std Fuse |
| Fusible / 3 Pole / 3 Wire / 600V / 50/60 Hz | | | | | | | | | | | | | | | |
| | 30 | TH3361SS ^{1,2,4} | | 7.5 | 3 | 7.5 | 5 | 15 | 3 | 10 | 7.5 | 20 | 2 | 3 | 5 |
| | 60 | TH3362SS ^{1,2,4} | | | 5 | 20 | 15 | 30 | 10 | 25 | 15 | 50 | 5 | | 10 |
| | 100 | TH3363SS ^{1,2,4} | | | 10 | 30 | 25 | 60 | 15 | 40 | 30 | 75 | | | 20 |
| | 200 | TH3364SS ^{1,2,4} | | | 25 | 50 | 50 | 125 | 30 | 50 | 60 | 150 | | | 40 |
| | 400 | TH3365SS ⁴ | 50 | 125 | | | 100 | 250 | | | 125 | 350 | | | 50 |
| | 600 | TH3366SS ⁴ | 75 | 200 | | | 150 | 400 | | | 200 | 500 | | | 50 |
| Non-Fusible / 3 Pole / 3 Wire / 600V / 50/60 Hz | | | | | | | | | | | | | | | |
| | 30 | THN3361SS ^{1,2,3,4} | 10 | | 7.5 | | 20 | | 10 | | 30 | | 3 | | 5 |
| | 60 | THN3362SS ^{1,2,3,4} | 20 | | 20 | | 50 | | 25 | | 60 | | 5 | | 10 |
| | 100 | THN3363SS ^{1,2,4} | 40 | | 30 | | 75 | | 40 | | 100 | | | | 20 |
| | 200 | THN3364SS ^{1,2,3,4} | 60 | | 50 | | 125 | | 50 | | 150 | | | | 40 |
| | 400 | THN3365SS ⁴ | 125 | | | | 250 | | | | 350 | | | | 50 |
| | 600 | THN3366SS ⁴ | 200 | | | | 400 | | | | 500 | | | | 50 |

DC Rated Heavy Duty Stainless Steel Safety Switches

| | Amperage | Product Number | DC Horsepower Ratings | | | | | |
|--|----------|----------------|-----------------------|------------|---------------|------------|---------------|------------|
| | | | 125 Vdc | | 250 Vdc | | 600 Vdc | |
| | | | Standard Fuse | Time Delay | Standard Fuse | Time Delay | Standard Fuse | Time Delay |
| Fusible / 2 Pole / 2 Wire / 600Vdc / 50/60 Hz | | | | | | | | |
| | 30 | TH2261SSDC | 2 | 3 | 5 | | 10 | 15 |
| | 60 | TH2262SSDC | 5 | | 10 | | 25 | |
| | 100 | TH2263SSDC | | | 20 | | 25 | |
| Non-Fusible / 2 Pole / 2 Wire / 600Vdc / 50/60 Hz | | | | | | | | |
| | 30 | THN2261SSDC | 3 | | 5 | | 15 | |
| | 60 | THN2262SSDC | 5 | | 10 | | 25 | |
| | 100 | THN2263SSDC | | | 20 | | 25 | |

¹ For switches manufactured in the USA, add BA suffix.

² Available with Viewing Window - add W suffix

³ Available with Copper Lugs - add CL suffix

⁴ Available in NEMA Type 4X Enclosure Grade 316 Stainless Steel - add "316" suffix.

Selected Double Throw safety switches available in stainless steel. Refer to page 4-16.

Note: See page 4-2 for Short Circuit Ratings and page 4-20 for Lug Wire Sizes Line and Load Terminals.



Safety Switches Mill Duty, Type TH

Spec-Setter™ Safety Switches
30-600 Amperes
240, 480, 600 Volts AC
250, 600 Volts DC

Mill Duty, Type TH Switches

- Designed for mill, foundry and industrial applications where safety, high performance and continuity of service are required
- 30-600 amps
- 600Vac maximum, 600Vdc maximum in fusible or non-fusible units
- NEMA Type 4/4X Grade 304 Stainless Steel (hose directed, splashing and falling liquids, dust, lint, fibers, coolants, metal filings)
- NEMA Type 12 (dust, lint, fibers, coolants, metal filings and other non-corrosive contaminants) enclosures
- Donut handle ideal for hook stick operation and accepts 3 padlocks in the OFF position
- Manual interlock defeat knob permits contact inspection when switch is in the OFF position
- Three or four point mounting brackets
- Spring reinforced fuse clips assure reliable contact for cool operation. Suitable for Class H, K, J or R fuses, where applicable.
- Equipment ground lugs provided. Lugs approved for both copper and aluminum wire; 60/75°C rated tang lugs are field convertible to compression (crimp) connectors
- Short circuit ratings are UL Listed to 200,000 rms symmetrical amps when Class J or R fuses are installed
- UL Listed as service entrance equipment when installed in accordance with the National Electric Code

All GE Mill Duty safety switches carry the following certifications:

- UL Listed and cUL Listed (UL98 Enclosed Switches/CSA-C22.2 No. 4-04)
- Federal Specification WS-865C
- NEMA Enclosed Safety Switch Standard KS1-2013
- Seismic Certified



Fusible, Two-pole, 240 Volts AC - 250 Volts DC



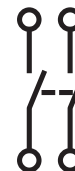
Fusible, Three-pole, 240 Volts AC, Fusible



Fusible, Two-pole, 240 Volts AC; 250 Volts DC and Fusible, Two-pole, 600 Volts DC (2 poles in series for 600 Vdc)



Fusible, Three-pole, 480 and 600 Volts AC - 250 Volts DC



Non-fusible, Two-pole, 600 Volts DC



Non-fusible, Three-pole, 480 and 600 Volts AC - 250 Volts DC





Safety Switches Mill Duty, Type TH


Spec-Setter™ Safety Switches
300-600 Amperes
240, 480, 600 Volts AC
250, 600 Volts DC


Section 4

Mill Duty Safety Switches


| Amperage Rating | Product Number ² | | | Horsepower Rating | | | | DC Horsepower Rating | |
|---|-----------------------------|--|----------------------|-------------------|---------------------|------------|---------------|----------------------|----|
| | NEMA Type 12 | NEMA Type 4X Grade 304 Stainless Steel | Single-Phase 240 Vac | | Three-Phase 240 Vac | | 250 Vdc | | |
| | | | Standard Fuse | Time Delay | Standard Fuse | Time Delay | Standard Fuse | | |
| Fusible / 2 Pole / 2 Wire / 240V / 50/60 Hz | | | | | | | | | |
|  | 30 | TH2221M | TH2221MSS | 1.5 | 3 | | | | 5 |
| | 60 | TH2222M | TH2222MSS | 3 | 10 | | | | 10 |
| | 100 | TH2223M | TH2223MSS | 7.5 | 15 | | | | 10 |
| | 200 | TH2224M | TH2224MSS | 15 | | | | | 40 |


| Amperage Rating | Product Number ² | | | Horsepower Rating | | | | DC Horsepower Rating | |
|---|-----------------------------|--|----------------------|-------------------|---------------------|------------|---------------|----------------------|----|
| | NEMA Type 12 | NEMA Type 4X Grade 304 Stainless Steel | Single-Phase 240 Vac | | Three-Phase 240 Vac | | 250 Vdc | | |
| | | | Standard Fuse | Time Delay | Standard Fuse | Time Delay | Standard Fuse | | |
| Fusible / 3 Pole / 3 Wire / 240V / 50/60 Hz | | | | | | | | | |
|  | 30 | TH3321M | TH3321MSS | 1.5 | 3 | 3 | 7.5 | | 5 |
| | 60 | TH3322M ¹ | TH3322MSS | 3 | 10 | 7.5 | 15 | | 10 |
| | 100 | TH3323M | TH3323MSS | 7.5 | 15 | 15 | 30 | | 20 |
| | 200 | TH3324M | TH3324MSS | 15 | | 25 | 60 | | 40 |
| | 400 | TH3325M | TH3325MSS | | | 50 | 125 | | 50 |
| | 600 | TH3326M | TH3326MSS | | | 75 | 200 | | 50 |

| Amperage Rating | Product Number ² | | | Horsepower Rating | | | | | | | | DC Horsepower Rating | | | | |
|--|-----------------------------|--|------------------------|-------------------|----------------------|------------|---------------------|------------|----------------------|------------|---------------------|----------------------|---------------|------------|---------------|----|
| | NEMA Type 12 | NEMA Type 4X Grade 304 Stainless Steel | Three-Phase 240 Vac | | Single-Phase 480 Vac | | Three-Phase 480 Vac | | Single-Phase 600 Vac | | Three-Phase 600 Vac | | 125 Vdc | | 250 Vdc | |
| | | | Standard Fuse | Time Delay | Standard Fuse | Time Delay | Standard Fuse | Time Delay | Standard Fuse | Time Delay | Standard Fuse | Time Delay | Standard Fuse | Time Delay | Standard Fuse | |
| Fusible / 3 Pole / 3 Wire / 600V / 50/60 Hz | | | | | | | | | | | | | | | | |
|  | 30 | TH3361M ¹ | TH3361MSS | | 7.5 | 5 | 7.5 | 5 | 15 | 3 | 10 | 7.5 | 20 | 2 | 3 | 5 |
| | 60 | TH3362M | TH3362MSS ¹ | | | 5 | 20 | 15 | 30 | 10 | 25 | 15 | 50 | 5 | | 10 |
| | 100 | TH3363M | TH3363MSS | | | 10 | 30 | 25 | 60 | 15 | 40 | 30 | 75 | | | 20 |
| | 200 | TH3364M | TH3364MSS | | | 25 | 50 | 50 | 125 | 30 | 50 | 60 | 150 | | | 40 |
| | 400 | TH3365M | TH3365MSS | 50 | 125 | | | 100 | 250 | | | 125 | 350 | | | 50 |
| | 600 | TH3366M | TH3366MSS | 75 | 200 | | | 150 | 400 | | | 200 | 500 | | | 50 |

| Amperage Rating | Product Number ² | | | Horsepower Rating | | | | | | | | DC Horsepower Rating | | | | |
|---|-----------------------------|--|-------------------------|-------------------|----------------------|------------|---------------------|------------|----------------------|------------|---------------------|----------------------|---------------|------------|---------------|----|
| | NEMA Type 12 | NEMA Type 4X Grade 304 Stainless Steel | Three-Phase 240 Vac | | Single-Phase 480 Vac | | Three-Phase 480 Vac | | Single-Phase 600 Vac | | Three-Phase 600 Vac | | 125 Vdc | | 250 Vdc | |
| | | | Standard Fuse | Time Delay | Standard Fuse | Time Delay | Standard Fuse | Time Delay | Standard Fuse | Time Delay | Standard Fuse | Time Delay | Standard Fuse | Time Delay | Standard Fuse | |
| Non-Fusible / 3 Pole / 3 Wire / 600V / 50/60 Hz | | | | | | | | | | | | | | | | |
|  | 30 | THN3361M | THN3361MSS ¹ | 10 | | 7.5 | | 20 | | 10 | | 30 | | | | 5 |
| | 60 | THN3362M ¹ | THN3362MSS | 20 | | 20 | | 50 | | 25 | | 60 | | | | 10 |
| | 100 | THN3363M | THN3363MSS | 40 | | 30 | | 75 | | 40 | | 100 | | | | 20 |
| | 200 | THN3364M | THN3364MSS | 60 | | 50 | | 125 | | 50 | | 150 | | | | 40 |
| | 400 | THN3365M | THN3365MSS | 125 | | | | 250 | | | | 350 | | | | 50 |
| | 600 | THN3366M | THN3366MSS | 200 | | | | 400 | | | | 500 | | | | 50 |

DC Rated Mill Duty Safety Switches

| Amperage Rating | Product Number ² | | Horsepower Rating | | | | | | |
|---|-----------------------------|--|-------------------|------------|---------------|------------|---------------|------------|----|
| | NEMA Type 12 | NEMA Type 4X Grade 304 Stainless Steel | 125 Vdc | | 250 Vdc | | 600 Vdc | | |
| | | | Standard Fuse | Time Delay | Standard Fuse | Time Delay | Standard Fuse | Time Delay | |
| Fusible / 2 Pole / 2 Wire / 600Vdc / 50/60 Hz | | | | | | | | | |
|  | 30 | TH2261MDC | | 2 | 3 | 5 | | 10 | 15 |
| | 60 | TH2262MDC | | 5 | | 10 | | 25 | |
| | 100 | TH2263MDC | | | | 20 | | 25 | |

| Amperage Rating | Product Number ² | | Horsepower Rating | | | | | | |
|---|-----------------------------|--|-------------------|------------|---------------|------------|---------------|------------|--|
| | NEMA Type 12 | NEMA Type 4X Grade 304 Stainless Steel | 125 Vdc | | 250 Vdc | | 600 Vdc | | |
| | | | Standard Fuse | Time Delay | Standard Fuse | Time Delay | Standard Fuse | Time Delay | |
| Non-Fusible / 2 Pole / 2 Wire / 600Vdc / 50/60 Hz | | | | | | | | | |
|  | 30 | THN2261MDC | | 3 | | 5 | | 15 | |
| | 60 | THN2262MDC | | 5 | | 10 | | 25 | |
| | 100 | THN2263MDC | | | | 20 | | 25 | |

¹Available with Viewing Window - add W suffix.

²All Mill Duty switches accept neutral and auxiliary contact kits. Order from page 4-20 and 4-21.

Type TH Interrupting and Withstand Ratings

| Ampere Rating | Interrupting Rating Amps ³ Symmetrical 600 volts AC, 3-phase | Fuse Clearing ⁴ (I ² t x 10 ³) |
|---------------|--|---|
| 30A | 360 | 50 |
| 60A | 1200 | 200 |
| 100A | 1200 | 500 |
| 200A | 3,400 | 2,000 |
| 400A | 10,000 | 6,000 |
| 600A | 10,000 | 12,000 |

³Maximum current at rated voltage that switch will interrupt three times without assistance from an external device.

⁴Peak let-through energy for withstandability and circuit closing tests.

Lug Wire Sizes Line and Load Terminals

| Ampere Rating | Wire Range AWG/kcmil Copper | Wire Range AWG/kcmil Aluminum |
|---------------|--------------------------------|----------------------------------|
| 30A (240V) | 14-8 | 12-8 |
| 30A (600V) | 14-6 | 14-6 |
| 60A | 14-2 | 14-2 |
| 100A | 14-1/0 | 12-1/0 |
| 200A | 2-250 | - |
| 400A | (1) 2-600 or (2) 1/0-250 | - |
| 600A | (2) 4-600 | - |



Safety Switches

Double Throw Switches

Spec-Setter™ Safety Switches
 Type TC, Type TDT
 240, 480, 600 Volts AC
 250 Volts DC

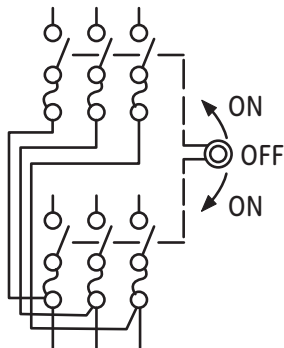
Non-Fused Double Throw Type TC

Fusible Double Throw Type TDT

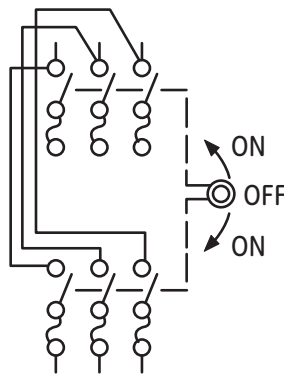
- Designed for application where safety, high performance, and continuity of service are required
- Highly visible ON/OFF label
- Bright red handle
- Self-leveling three point mounting pattern
- Lockable three position (ON-OFF-ON) handle
- Lockable cover latch
- 60°C and 75°C conductor ratings
- Quick-make, quick-break mechanisms 30-1200 amps
- Use of common fuses in stacked design 600-1200 amps; fewer fuses required and reduced enclosure size

Our Double Throw safety switches meet the following standards:

- UL Listed and cUL Listed (UL98 Enclosed Switches/CSA-C22.2 No. 4-04)
- Federal Specification W-S-865C
- NEMA Enclosed Switch Standard KS1 - 2013
- Seismic Certified



Fusible / 3 Pole / 3 Wire /
Two Sources / One Load



Fusible / 3 Pole / 3 Wire /
Two Loads / One Source



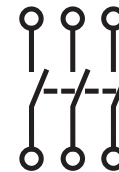
TC35322, Type TC Indoor Double Throw Switch



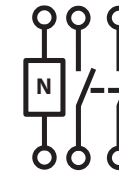
TDT3362, Type TDT Indoor Double Throw Switch



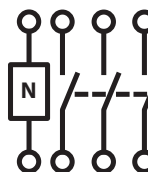
Non-fusible, Three-pole, Three-wire, 240 Volts AC, 250 Volts DC



Non-fusible, Three-pole, Three-wire, 600 Volts AC, 250 Volts DC



Non-fusible, Three-wire switching neutral, 120/240 Volts AC



Non-fusible, Four-wire switching neutral, 240 Volts AC



Safety Switches Double Throw Switches

Spec-Setter™ Safety Switches

Type TC, Type TDT

240, 480, 600 Volts AC

250 Volts DC

Section 4

Fusible

| Amperage Rating | Product Number | | Horsepower Rating | | | | | | | | | | | | DC Horsepower Rating | | | | | |
|---|------------------------|-------------------------|-------------------|----------|------------|----------|-------------|----------|------------|----------|------------|----------|------------|----------|----------------------|------------|------------|------------|----|----|
| | NEMA Type 1 Indoor | NEMA Type 3R Outdoor | Single-Phase | | | | Three-Phase | | | | | | | | 125 Vdc | | 250 Vdc | | | |
| | | | 120 Vac | | 240 Vac | | 120 Vac | | 240 Vac | | 480 Vac | | 600 Vac | | Std Fuse | Time Delay | Std Fuse | Time Delay | | |
| Std Fuse | Time Delay | Std Fuse | Time Delay | Std Fuse | Time Delay | Std Fuse | Time Delay | Std Fuse | Time Delay | Std Fuse | Time Delay | Std Fuse | Time Delay | Std Fuse | Time Delay | Std Fuse | Time Delay | | | |
| Fusible / 3 Pole / 3 Wire / 240V | | | | | | | | | | | | | | | | | | | | |
| 30 | TDT3321 | TDT3321R | 0.5 | 2 | 1.5 | 3 | 1.5 | 3 | 3 | 7.5 | | | | | | | 2 | 3 | 5 | 5 |
| 60 | TDT3322 | TDT3322R | 1.5 | 3 | 3 | 10 | 3 | 7.5 | 7.5 | 15 | | | | | | | 5 | | 10 | 10 |
| 100 | TDT3323 ¹ | TDT3323R ¹ | | | 7.5 | 15 | | | 15 | 30 | | | | | | | | | 20 | |
| 200 | TDT3324 ¹ | TDT3324R ¹ | | | 15 | 15 | | | 25 | 60 | | | | | | | | | 40 | 40 |
| 400 | TDT3325 ¹ | TDT3325R ¹ | | | | | | | 50 | 125 | | | | | | | | | 50 | |
| 600 | TDT3326 ^{3,4} | TDT3326R ^{3,4} | | | | | | | 50 | 125 | 100 | 250 | 125 | 350 | | | | | 50 | 50 |
| 800 | TDT3327 ^{3,4} | TDT3327R ^{3,4} | | | | | | | 100 | 125 | | | | | | | | | | |
| 1200 | TDT3328 ⁴ | TDT3328R ⁴ | | | | | | | | | | | | | | | | | | |

| Amperage Rating | Product Number | | | Horsepower Rating | | | | | | | | | | | | DC Horsepower Rating | | | | | | | |
|---|------------------------|-------------------------|------------------------------|-------------------|------------|----------|------------|-------------|------------|----------|------------|----------|------------|----------|------------|----------------------|------------|----------|------------|----------|------------|----------|------------|
| | NEMA Type 1 Indoor | NEMA Type 3R Outdoor | NEMA Type 4X Stainless Steel | Single-Phase | | | | Three-Phase | | | | | | | | 125 Vdc | | 250 Vdc | | | | | |
| | | | | 120 Vac | | 240 Vac | | 480 Vac | | 600 Vac | | 120 Vac | | 240 Vac | | 480 Vac | | 600 Vac | | Std Fuse | Time Delay | Std Fuse | Time Delay |
| Std Fuse | Time Delay | Std Fuse | Time Delay | Std Fuse | Time Delay | Std Fuse | Time Delay | Std Fuse | Time Delay | Std Fuse | Time Delay | Std Fuse | Time Delay | Std Fuse | Time Delay | Std Fuse | Time Delay | Std Fuse | Time Delay | Std Fuse | Time Delay | | |
| Fusible / 3 Pole / 3 Wire / 600V | | | | | | | | | | | | | | | | | | | | | | | |
| 30 | TDT3361 | TDT3361R | TDT3361SS | 0.5 | 2 | | | 3 | 7.5 | 3 | 10 | 1.5 | 3 | 3 | 7.5 | 5 | 15 | 7.5 | 20 | 3 | | 5 | |
| 60 | TDT3362 ¹ | TDT3362R ¹ | TDT3362SS ¹ | 1.5 | 3 | 3 | 10 | 5 | 20 | 10 | 25 | 3 | 7.5 | 7.5 | 15 | 15 | 30 | 15 | 50 | 5 | | 10 | |
| 100 | TDT3363 ¹ | TDT3363R ¹ | TDT3363SS ¹ | | | 7.5 | 15 | 10 | 30 | 15 | 40 | | | 15 | 30 | 25 | 60 | 30 | 75 | | | 20 | |
| 200 | TDT3364 ¹ | TDT3364R ¹ | TDT3364SS ¹ | | | 15 | 15 | 25 | 50 | 30 | 50 | | | 25 | 25 | 50 | 125 | 60 | 150 | | | 40 | 40 |
| 400 | TDT3365 ² | TDT3365R ² | TDT3365SS ² | | | | | | | | | | | 50 | 125 | 100 | 250 | 125 | 350 | | | 50 | 50 |
| 600 | TDT3366 ^{3,4} | TDT3366R ^{3,4} | | | | | | | | | | | | 50 | 125 | 100 | 250 | 125 | 350 | | | 50 | |
| 800 | TDT3367 ^{3,4} | TDT3367R ^{3,4} | | | | | | | | | | | | 100 | 125 | 200 | 250 | 250 | 350 | | | | |
| 1200 | TDT3368 ⁴ | TDT3368R ⁴ | | | | | | | | | | | | | | | | | | | | | |

¹ Class J fuse option available when load base is moved.

² 400 Amp at 600V switches available with Class T fuse provision only.

³ Field convertible to Class T.

⁴ Stacked design requiring only one set of fuses (Class L).

Non-Fusible

| Amperage Rating | Product Number | | | Horsepower Rating | | | DC Horsepower Rating | | Lug Wire Sizes Line and Load Terminals | |
|--|--------------------------|-----------------------|------------------------------|-------------------|---------|---------|----------------------|---------|--|---|
| | NEMA Type 1 Indoor | NEMA Type 3R Outdoor | NEMA Type 4X Stainless Steel | Three-Phase | | | 125 Vdc | 250 Vdc | AWG/kcmil | |
| | | | | 240 Vac | 480 Vac | 600 Vac | | | | |
| Non-Fusible / 3 Pole / 3 Wire / 240V / 50/60 Hz | | | | | | | | | | |
| 30 | TC35321 | TC35321R | | 2 | | | | | | 14-8 (Cu) |
| 60 | TC35322 | TC35322R | | 3 | | | | | | 14-4 (Cu) |
| 100 | TC35323 | TC35323R | | 7.5 | | | | | | 14-1/0 (Cu) |
| 200 | TC35324 | TC35324R | | 15 | | | | | | 6-250 (Cu) |
| 400 | TC35325 | TC35325R | | 30 | | | | | | (2) 1/0-250 (Cu) or 2-600 (Cu) |
| 600 | TC35326 ² | | | 50 | | | | | | (2) 3/0-350 (Cu) or 2-600 (Cu) |
| | | TC35326R | | 125 | 250 | 350 | | 50 | | (2) 250 - (2) 500 (Cu/Al) |
| 800 | TC35327 ⁴ | TC35327R ⁴ | | 125 | | | | | | (3) 250 - (3) 500 (Cu/Al) |
| 1200 | TC35328 | TC35328R | | | | | | | | (4) 1/0 - (4) 750 (Cu/Al) |
| Non-Fusible / 3 Pole / 3 Wire / 600V / 50/60 Hz | | | | | | | | | | |
| 30 | TC35361 | TC35361R | TC35361SS | 10 | 20 | 30 | 3 | 5 | | 14-2 (Cu/Al) |
| 60 | TC35362 | TC35362R | | 10 | 10 | 10 | | | | 14-4 (Cu) |
| | | | TC35362SS | 20 | 50 | 60 | 5 | 10 | | 14-2 (Cu/Al) |
| 100 | TC35363 | TC35363R | | 15 | 15 | 15 | | | | 14-1/0 (Cu) |
| | | | TC35363SS | 40 | 75 | 100 | | 20 | | 14-1/0 (Cu/Al) |
| 200 | TC35364 | TC35364R | | 30 | 30 | 30 | | | | 6-250 (Cu) |
| | | | TC35364SS | 60 | 125 | 150 | | 40 | | 6-250 (Cu/Al) |
| 400 | TC35365 ^{1,2,3} | | | | | | | | | (2) 1/0-250 (Cu) or 2-600 (Cu) |
| | | TC35365R | TC35365SS | 125 | 250 | 350 | | 50 | | (2) 1/0 - (2) 300 (Cu/Al) or ⁵ (1) 1/0 - 750 (Cu/Al) |
| 600 | TC35366 ^{1,2} | | | | | | | | | (2) 3/0-350 (Cu) or 2-600 (Cu) |
| | | TC35366R | TC35366SS | 125 | 250 | 350 | | | | (2) 250 - (2) 500 (Cu/Al) |
| 800 | TC35367 ⁴ | TC35367R ⁴ | TC35367SS | 125 | 250 | 350 | | | | (3) 250 - (3) 500 (Cu/Al) |
| 1200 | TC35368 | TC35368R | | | | | | | | (4) 1/0 - (4) 750 (Cu/Al) |

¹ Not UL Listed.

² Not suitable for use as service equipment per NEC Article 702

³ No provision for auxiliary contact kit

⁴ Available with factory installed neutral. Add N suffix. For example: TC35327N.

⁵ Single barrel lug that accepts one or two cables per phase.



Safety Switches Double Throw Switches

Spec-Setter™ Safety Switches
Type TC, Type TDT
240, 480, 600 Volts AC
250 Volts DC

Type TC Accessories

| Amperage Rating | Product Number | | | Neutral Kit | Ground Kit | Aux Contact | | Control Pole |
|---|--------------------|-----------------------|--|-------------|------------|--------------------------------------|--------------------------------------|--------------|
| | NEMA Type 1 Indoor | NEMA Type 3R Outdoor | NEMA Type 4X Grade 304 Stainless Steel | | | 1 Normally Open 1 Normally Closed | 2 Normally Open 2 Normally Closed | |
| Non-Fusible / 3 Pole / 3 Wire / 240V | | | | | | | | |
| 30 | TC35321 | TC35321R | | TNK100 | TGL1 | THAUXDT | | |
| 60 | TC35322 | TC35322R | | TNK100 | TNG3 | | | |
| 100 | TC35323 | TC35323R | | TNK200 | TNG3 | | | |
| 200 | TC35324 | TC35324R | | TNK400 | TGL6 | | | |
| 400 | TC35325 | TC35325R | | | TGL6 | | | |
| 600 | TC35326 | | | | TGL6 | | | |
| | | TC35326R | | DT600NK | | | | DS16CP |
| 800 | TC35327 | TC35327R ¹ | | DT800NK | DS468GK | DS200EK1 | DS200EK2 | DS16CP |
| 1200 | TC35328 | TC35328R | | DT1200NK | | | | |
| Non-Fusible / 3 Pole / 3 Wire / 600V | | | | | | | | |
| 30 | TC35361 | TC35361R | TC35361SS | DT100NK | DS100GK | DS200EK1 | DS200EK2 | DS16CP |
| | TC35362 | TC35362R | | TNK100 | TGL1 | THAUXDT | | |
| 60 | | | TC35362SS | DT100NK | DS100GK | DS200EK1 | DS200EK2 | DS16CP |
| | TC35363 | TC35363R | | TNK100 | TNG3 | THAUXDT | | |
| | | | TC35363SS | DT100NK | DS100GK | DS200EK1 | DS200EK2 | DS16CP |
| 100 | TC35364 | TC35364R | | TNK200 | TNG3 | THAUXDT | | |
| | | | TC35364SS | DT200NK | DS200GK | DS200EK1 | DS200EK2 | DS16CP |
| 200 | TC35365 | | | TNK400 | TGL6 | THAUXDT | | |
| | | TC35365R | TC35365SS | DT400NK | DS468GK | DS200EK1 | DS200EK2 | DS16CP |
| 400 | TC35366 | | | | TGL6 | | | |
| | | TC35366R | TC35366SS | DT600NK | | | | DS16CP |
| 800 | TC35367 | TC35367R ¹ | TC35367SS | DT800NK | DS468GK | DS200EK1 | DS200EK2 | DS16CP |
| 1200 | TC35368 | TC35368R | | DT1200NK | | | | |

¹ Order same accessories for the "N" version.

Type TDT Accessories

| Amperage Rating | Product Number | | | | | Neutral Kit | Ground Kit | "J" Fuse Adapter Kit | "R" Fuse Adapter Kit | "T" Fuse Adapter Kit | Aux Contact | | Control Pole |
|-----------------|--------------------|----------------------|--------------------|----------------------|------------------------------|-------------|------------|----------------------|----------------------|----------------------|--------------------------------------|--------------------------------------|--------------|
| | NEMA Type 1 Indoor | NEMA Type 3R Outdoor | NEMA Type 1 Indoor | NEMA Type 3R Outdoor | NEMA Type 4X Stainless Steel | | | | | | 1 Normally Open 1 Normally Closed | 2 Normally Open 2 Normally Closed | |
| 30 | TDT3321 | TDT3321R | TDT3361 | TDT3361R | TDT3361SS | | | | DS16FK | | | | |
| 60 | TDT3322 | TDT3322R | TDT3362 | TDT3362R | TDT3362SS | DT100NK | DS100GK | DS26JK | DS26FK | | | | |
| 100 | TDT3323 | TDT3323R | TDT3363 | TDT3363R | TDT3363SS | | | | DS36FK | | | | |
| 200 | TDT3324 | TDT3324R | TDT3364 | TDT3364R | TDT3364SS | DT200NK | DS200GK | | DS46FK | | | | |
| 400 | TDT3325 | TDT3325R | TDT3365 | TDT3365R | TDT3365SS | DT400NK | DS468GK | DT400JK ³ | DS56FK ² | DS526TK ² | DS200EK1 | DS200EK2 | DS16CP |
| 600 | TDT3326 | TDT3326R | TDT3366 | TDT3366R | | DT600NK | | | DS66FK | | | | |
| 800 | TDT3327 | TDT3327R | TDT3367 | TDT3367R | | DT800NK | DS468GK | | | DS766TK ³ | | | |
| 1200 | TDT3328 | TDT3328R | TDT3368 | TDT3368R | | DT1200NK | | | | | | | |

² 240V only

³ 600V only



Safety Switches

Emergency Power Transfer Switches, Type TC

Spec-Setter™ Safety Switches

Section 4

Type TC Outdoor Emergency Power Transfer Switches

- Designed for residential or light commercial applications where duty is not severe
- Suitable for use as service entrance equipment when installed in accordance with National Electrical Code
- Wide range of interchangeable rain-tight conduit hubs available
- Plated copper current-carrying parts increase longevity and performance
- Bonding strap can be used to ground neutral for service entrance applications
- Positive make and break is provided by fiber loop straps between knife blade contacts and one piece operating yoke
- Lockable three-position (ON-OFF-ON) handle
- Galvanized steel enclosure with drip shield
- 60°C and 75°C conductor ratings
- Not quick-make, quick-break



TC10323R, Type TC Outdoor Emergency Power Transfer Switch

All GE Emergency Power Transfer Switches carry the following certifications:

- UL Listed and cUL Listed (UL98 Enclosed Switches/CSA-C22.2 No. 4-04)
- Federal Specification WS-865C
- NEMA Enclosed Safety Switch Standard KS1-2013
- Seismic Certified

Emergency Power Transfer Switches

| | Amperage Rating | Product Number NEMA Type 3 Outdoor |
|---|-----------------|---------------------------------------|
| Non-Fusible / 2 Pole / 3 Wire / 120/240V / 50/60Hz | | |
| | 100 | TC10323R |
| | 200 | TC10324R |
| Non-Fusible / 3 Pole / 4 Wire / 240V / 50/60Hz | | |
| | 200 | TC10424R |



Air Conditioner Disconnects

- Puller or Non-Automatic Type
- UL and cUL Listed
- Fusible – UL869
- Service Equipment
- No fuse – UL1429
- Enclosed Pull-out Switch



Steel Disconnects N3R Outdoor Enclosure

| Type | Volts | Fusing | Amps | HP Rating | Product No. | Wire Range | Standard Package |
|---------------|-------|-------------|------|-----------|-----------------------------------|------------|------------------|
| Pullout | 240V | Fusible | 30 | 3 | TF30R | 14-3 | 6 |
| | | | 60 | 10 | TF60R | | |
| | | Non-Fusible | 60 | 10 | TFN60R | | |
| | | | 60 | 10 | TFN60RGFR ¹ | | |
| Non-Automatic | 240V | Non-Fusible | 60 | 10 | TNA60R1 TNA60RGFR ² | | |

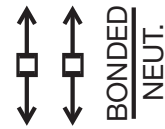
¹Devices do not have removable closing cap.

²These disconnects include a GFCI outlet

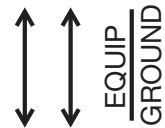
Plastic Disconnects N3R Outdoor Enclosure

| Type | Volts | Fusing | Amps | HP Rating | Product No. | Wire Range | Standard Package |
|---------------|-------|-------------|------|-----------|-----------------------|------------|------------------|
| Pullout | 240V | Fusible | 30 | 3 | TPF30R | 14-3 | 6 |
| | | | 60 | 10 | TPF60R | | |
| | | Non-Fusible | 60 | 10 | TPN60R1 ¹ | | |
| Non-Automatic | 240V | Non-Fusible | 60 | 10 | TPNA60R1 ¹ | | |

¹Devices do not have removable closing cap.



Fusible



No Fuse



Non-automatic



TF30R, Steel Enclosure



TNA60RGFR, Steel Enclosure



TPF30R, Plastic Enclosure



TF60R, Steel Enclosure



TFN60RGFR



TPN60R1, Plastic Enclosure



TFN60R, Steel Enclosure



TPF60R, Thermoplastic Enclosure



Safety Switches

Accessories: NEMA Type 1 and 3R Enclosures

Spec-Setter™ Safety Switches

30-600 Amperes: TG and TH

800-1200 Amperes: TC (Single Throw Fuse Only)

Section 4

Equipment Ground Kits


| Ampere Rating | Product Number | Wire Range AWG/kcmil Copper | Wire Range AWG/kcmil Aluminum | Std. Pkg |
|---------------|----------------|--------------------------------|----------------------------------|----------|
| 30A | TGL1 | (4) 14-8, (3) 14-4 | (4) 12-8, (3) 6-4 | 20 |
| 60A | | | | |
| 100A | TNG3 | (3) 10-1/0 | (3) 10-1/0 | 1 |
| 200A | | | | |
| 400A | TGL6 | (3) 2-250 | (3) 2-250 | 1 |
| 600A | | | | |




TGL1 Equipment Ground Kit

Neutral Kit Insulated, Groundable and Bondable

| Ampere Rating | Product Number | System Voltage | Fusible/Non-Fusible | Wire Range AWG/kcmil Copper | Wire Range AWG/kcmil Aluminum |
|---------------|---------------------|---------------------|---------------------|--------------------------------|----------------------------------|
| 30A | TNI21 | 240Vac | Either | 14-8 | 12-8 |
| 30A | TNI62 ¹ | 600Vac | Either | 12-2 | 12-2 |
| 30A | TNI62 ¹ | 600Vac | Non-Fusible | 12-2 | 12-2 |
| 60A | TNIA62 | 600Vac | Fusible | 12-2 | 12-2 |
| 100A | TNI63 ¹ | 600Vac | Non-Fusible | 10-1/0 | 10-1/0 |
| 100A | TNIA63 | 600Vac | Fusible | 10-1/0 | 10-1/0 |
| 200A | TNIA64 | 600Vac | Either | 2-250 | 2-250 |
| 400A | TNI65 | 240Vac or 600Vac | Either | (1) 2-600 or (2) 1/0-250 | (1) 2-600 or (2) 1/0-250 |
| 400A | TNI65A | | Either | (1) 350-800 | (1) 350-800 |
| 600A | TNI66 | | Either | (2) 4-500 | (2) 4-500 |
| 800A | TNI67 ² | | Either | (3) 2-600 or (6) 1/0-250 | (3) 2-600 or (6) 1/0-250 |
| 1200A | TNI68A ² | | Either | (4) 3/0-800 | (4) 3/0-800 |
| | | | Either | (4) 3/0-800 | (4) 3/0-800 |



TNG3 Equipment Ground Kit



TNIA64 Neutral Kit Insulated, Groundable and Bondable

Switching Neutral: Order standard switch of required number of poles and use dummy fuse in neutral pole.

¹ Not suitable for type TG switches.

² Not suitable for type TC Double Throw or TC Single Throw Non-Fusible

Note: All accessories are available in standard package of 1 unless otherwise noted.

Lug Wire Sizes Line and Load Terminals

| Ampere Rating | Wire Range AWG/kcmil Copper | Wire Range AWG/kcmil Aluminum |
|---------------|-----------------------------|-------------------------------|
| 30A (250V) | 14-8 | 12-8 |
| 30A (600V) | 12-2 | 12-2 |
| 60A | 12-2 | 12-2 |
| 100A | 10-1/0 | 10-1/0 |
| 200A | 2-250 | 2-250 |
| 400A | (1) 2-600 or (2) 1/0-250 | (1) 2-600 or (2) 1/0-250 |
| 600A | (2) 4-500 | (2) 4-500 |
| 800A | (3) 2-600 or (6) 1/0-250 | (3) 2-600 or (6) 1/0-250 |
| 1200A | (4) 3/0-800 | (4) 3/0-800 |



Safety Switches


Accessories: NEMA Type 1 and 3R Enclosures

Spec-Setter™ Safety Switches
30-600 Amperes: TH


Auxiliary Contact Kits

—Auxiliary contacts designed to open before switch blades. UL Listed for field installation.
—Product number listed is for field installed kit.

| Ampere Rating | No. of Poles | Contacts | Contact Ratings | Product Number |
|---------------------|--------------|----------|---|----------------|
| 30A | 2 3 | DPDT | 10A, 125/250Vac 0.30A, 125Vdc 0.15A, 250Vdc | THAUX21D |
| 30A | 2 3 | SPDT | 15A, 600Vac 0.50A, 125Vdc 0.25A, 250Vdc | THAUX61S |
| 60A 100A 200A | 2 3 | DPDT | 15A, 600Vac 0.50A, 125Vdc 0.25A, 250Vdc | THAUX64D |
| 400A 600A | 2 3 | DPDT | 15A, 600Vac 0.50A, 125Vdc 0.25A, 250Vdc | THAUX66D |
| 30A 60A 100A | 6 | DPDT | 15A, 600Vac 0.50A, 125Vdc 0.25A, 250Vdc | THAUX66D |
| 200A | 6 | DPDT | 15A, 600Vac 0.50A, 125Vdc 0.25A, 250Vdc | THAUX66D2 |




THAUX21D



THAUX61S



THAUX64D



THAUX66D

Contact Pilot Duty Ratings - 600 Volt Kits

| Volts | Inrush Current | | AC | DC (Resistive) | |
|-------|----------------|------|----------------------|----------------|----------------------|
| | N.C | N.O. | Break Normal Current | Volts | Break Normal Current |
| 115 | 30 | 15 | 15 | 125 | 0.5 |
| 230 | 30 | 15 | 25 | 0.25 | — |
| 460 | 30 | 15 | 15 | — | — |
| 575 | 15 | 15 | 2 | — | — |

Semidust-tight Door Gasket Kits

—Types TH Indoor, TG and TH Outdoor Switches.
—Product Number listed is for field mounted kit.

| Ampere Rating | Product Number |
|--------------------|----------------|
| 30A 60A 100A | THG106 |
| 200A | THG107 |
| 400A 600A | THG108 |



Safety Switches

Accessories: NEMA Type 4/4X, 12 and Mill Duty Enclosures

Section 4

Spec-Setter™ Safety Switches
30-600 Amperes: TH

Lug Wire Sizes

Line and Load Terminals

| Ampere Rating | Factory Installed | | Field Installed Crimp Lugs (see table on page 4-23) | |
|---------------|--------------------------------|----------------------------------|---|----------------------------------|
| | Wire Range AWG/kcmil Copper | Wire Range AWG/kcmil Aluminum | Wire Range AWG/kcmil Copper | Wire Range AWG/kcmil Aluminum |
| 30A (250V) | 14-8 | 12-8 | - | - |
| 30A (600V) | 14-6 | 14-6 | 14-8 | - |
| 60A | 14-2 | 14-2 | 8-4 | - |
| 100A | 14-1/0 | 12-1/0 | 6-1/0 | 6-2/0 |
| 200A | 6-250 | - | 1/0-250 | - |
| 400A | (1) 2-600 or (2) 1/0-250 | - | (2) 300-600 or (1) 750 | (2) 250-600 or (1) 750 |
| 600A | (2) 4-600 | - | (2) 300-600 or (1) 750 | (2) 250-600 or (1) 750 |

Equipment Ground Terminals—Two lugs supplied per switch, provision for one additional lug.

| Switch Ampere Rating | Factory Installed | | Field Installed Crimp Lugs (See table on page 4-23) | |
|----------------------|-------------------|----------|---|----------|
| | Copper | Aluminum | Copper | Aluminum |
| 30A | 14-6 | 14-6 | 14-8 | - |
| 60A | 14-6 | 14-6 | 14-8 | - |
| 100A | 14-4 | 14-4 | 8 | 6 |
| 200A | 14-4 | 14-4 | 6 | 4 |
| 400A | 14-1/0 | 14-1/0 | 3-2 | 1 |
| 600A | 14-2/0 | 14-2/0 | 1 | 2/0 |

Auxiliary Contact Kits

Auxiliary contacts designed to open before switch blades. UL Listed for field installation. Product number listed is for field installed kit. For Auxiliary Contact Kits, see page 4-21.

Optional Copper Lug Neutrals

| Ampere Rating | Fusible | Lug Wire Size, AWG/kcmil, Cu Only | Product Number |
|---------------|---------|--------------------------------------|----------------|
| 30A-60A | No | 14-2 | TNIJA62CL |

Neutral Kit Insulated, Groundable and Bondable

| Ampere Rating | Product Number | System Voltage | Fusible/Non-fusible | Lug Wire Size AWG/ kcmil Factory Installed Aluminum | Lug Wire Size AWG/ kcmil Factory Installed Copper | Lug Wire Size AWG/ kcmil Field Installed Crimp Lugs Copper | Lug Wire Size AWG/ kcmil Field Installed Crimp Lugs Aluminum |
|---------------|----------------|---------------------|---------------------|---|---|--|--|
| 30A | TNI21 | 240Vac | Fusible | 12-8 | 14-8 | - | - |
| 30A | TNIJ61 | 600Vac ¹ | Either | 14-6 | 14-6 | 14-8 | - |
| 60A | TNIJ62 | 600Vac ² | Fusible | 14-2 | 14-2 | 8-4 | - |
| 60A | TNIJ62 | 240Vac ² | Fusible | 14-2 | 14-2 | 8-4 | - |
| 60A | TNIJ62 | 600Vac | Fusible | 14-2 | 14-2 | 8-4 | - |
| 60A | TNIJA62 | 600Vac ² | Non-fusible | 14-2 | 14-2 | 8-4 | - |
| 60A | TNIJA62 | 600Vac | Non-fusible | 14-2 | 14-2 | 8-4 | - |
| 100A | TNIJ63 | 240Vac or 600Vac | Either | 12-1/0 | 14-1/0 | 6-1/0 | 6-2/0 |
| 200A | TNIJ64 | | Either | 6-250 | 6-250 | 1/0-250 | 1/0-250 |
| 400-600A | TNIJ66 | | Either | (2) 4-600 | (2) 4-600 | (2) 300-600 or (1) 750 | (2) 250-600 or (1) 750 |

¹ Type 4, 4X, 12

² Mill duty type



Safety Switches

Section 4

Accessories: NEMA Type 4/4X, 12 and Mill Duty Enclosures

Spec-Setter™ Safety Switches

30-600 Amperes: TH

Crimp-type Connectors - Field Replaceable¹

Line and Load Terminals

| Switch Ampere Rating | Lug Wire Size AWG/kcmil | Thomas and Betts Product Number | | Burndy Product Number | |
|----------------------|-------------------------|---------------------------------|----------|-----------------------|----------|
| | | Copper | Aluminum | Copper | Aluminum |
| 30A | 14-12 | - | - | YAV12 G2 | - |
| 30A | 12-10 | - | - | YAV10 | - |
| 30A | 8 | 54104 | - | YAV8C-L | - |
| 60A | 8 | 54130 | - | YAV8C-L1 | - |
| 60A | 6 | 54105 | - | YAV6C-L | - |
| 60A | 4 | 54106 | - | YAV4CLY1 | - |
| 100A | 6 | 54105 | 60107 | - | - |
| 100A | 4 | 54106 | 60112 | - | - |
| 100A | 2 | 54017 | 60116 | - | - |
| 100A | 1 | 54108 | 60122 | - | - |
| 100A | 1/0 | - | - | YA25-L | YA25A1 |
| 200A | 1/0 | 54153 | 60129 | - | - |
| 200A | 1/0 | 54109 | 60130 | - | - |
| 200A | 2/0 | 54158 | 60135 | - | - |
| 200A | 2/0 | 54110 | 60136 | - | - |
| 200A | 3/0 | 54163 | 60141 | - | - |
| 200A | 3/0 | 54111 | 60142 | - | - |
| 200A | 4/0 | 54168 | 60147 | - | - |
| 200A | 4/0 | 54112 | 60148 | - | - |
| 200A | 250 | 54173 | 60153 | - | - |
| 200A | 250 | 54174 | 60154 | - | - |
| 400A and 600A | 250 | - | 60156 | - | - |
| 400A and 600A | 300 | 54114 | 60162 | - | - |
| 400A and 600A | 350 | 54115 | 60165 | - | - |
| 400A and 600A | 400 | 54116 | - | - | - |
| 400A and 600A | 500 | 54118 | 60171 | - | - |
| 400A and 600A | 600 | 54120 | 60174 | - | - |
| 400A and 600A | 750 | 54123 | 60178 | - | - |

Equipment Ground Terminals (provision for three per switch)

| Switch Ampere Rating | Lug Wire Size AWG/kcmil | Thomas and Betts Product Number | | Burndy Product Number | |
|----------------------|-------------------------|---------------------------------|----------|-----------------------|----------|
| | | Copper | Aluminum | Copper | Aluminum |
| 30A | 10 | - | - | - | - |
| 30A | 8 | 54104 | - | YAV8C-L | - |
| 60A | 8 | 54104 | - | YAV8C-L | - |
| 100A | 8 | 54105 | - | - | - |
| 100A | 6 | - | 60106 | - | - |
| 200A | 6 | 54105 | - | - | - |
| 200A | 4 | - | 60112 | - | - |
| 400A | 3-2 | 54107 | - | - | - |
| 400A | 1 | - | 60122 | - | - |
| 600A | 1 | 54108 | - | - | - |
| 600A | 2/0 | - | 60134 | - | - |

¹ Not furnished with switches.



Safety Switches Accessories

Type TG, TH
Spec-Setter™ Safety Switches

Section 4

Class R Fusing Kit Field Installable, General Duty, Type TG, UL Listed

When specifications permit only Class R fuses to be used, these kits may be installed in the safety switch to deter fuses other than Class R from being installed.

- 30–60A = Fuse Clips
- 100–200A = Rejection Pins
- One kit required per two pole or three pole switch

| Series Prefix | Ampere Rating | Enclosure Type | Product Number |
|---------------|---------------|-----------------|----------------|
| TG | 30A | NEMA Type 1, 3R | TGRK12 |
| | 60A | NEMA Type 1, 3R | TGRK22 |
| | 100A | NEMA Type 1, 3R | TGRK42 |
| | 200A | NEMA Type 1, 3R | TGRK42 |



TGRK22 Class R Rejection Kit

Class J Fuse Field Conversion Kit, Heavy Duty, Type TH, UL Listed

TH switches, 30–400 amperes, 600 volt and 100–400 amperes, 240 volt, may be adapted to accept Class J fuses without a kit by moving the load-block toward the switch base and remounting.

| Series Prefix | Ampere Rating | System Voltage | Product Number |
|---------------|---------------|----------------|----------------|
| TH | 600A | 240Vac 600Vac | THJ6 |

Class R Fusing Kit Field Installable, Heavy Duty, Type TH, UL Listed

When specifications permit only Class R fuses to be used, these kits may be installed in the safety switch to deter fuses other than Class R from being installed.

- 30–60A = Fuse Clips
- 100–200A = Rejection Pins
- One kit required per two pole or three pole switch

| Series Prefix | Ampere Rating | System Voltage | Enclosure Type | Product Number |
|---------------|---------------|----------------|---------------------------|----------------|
| TH | 30A | 240Vac | NEMA Type 1, 3R, 4/4X, 12 | TRK12B |
| | 30A | 600Vac | NEMA Type 1, 3R | TRK16B |
| | 30A | 600Vac | NEMA Type 4/4X, 12 | TRK16SA |
| | 60A | 240Vac | NEMA Type 1, 3R, 4/4X, 12 | TRK22A |
| | 60A | 600Vac | NEMA Type 1, 3R, 4/4X, 12 | TRK26A |
| | 100A | 240Vac 600Vac | NEMA Type 1, 3R | TRK46A |
| | 100A | 240Vac 600Vac | NEMA Type 4/4X, 12 | TPBRK36A |
| | 200A | 240Vac 600Vac | NEMA Type 1, 3R, 4/4X, 12 | TRK46A |
| | 400A | 240Vac 600Vac | NEMA Type 1, 3R, 4/4X, 12 | TRK56A |
| | 600A | 240Vac 600Vac | NEMA Type 1, 3R, 4/4X, 12 | TRK66A |



TRK46A Class R Rejection Kit



Universal Raintight Aluminum Hubs

For outdoor enclosures that have removable closing caps.

| Nominal Conduit Diameter (in.) | Product Number |
|--------------------------------|----------------|
| 3/4 | TC75 |
| 1 | TC100 |
| 1 1/4 | TC125 |
| 1 1/2 | TC150 |
| 2 | TC200 |
| 2 1/2 | TC250 |



TC200 Universal Raintight Hub

Closing Cap for Universal Raintight Aluminum Hub

| Product Number |
|----------------|
| TCCP |

Replacement Red Handle Grip for HD Switches

| Product Number |
|----------------|
| THGRIP |



Safety Switches Enclosure Dimensions

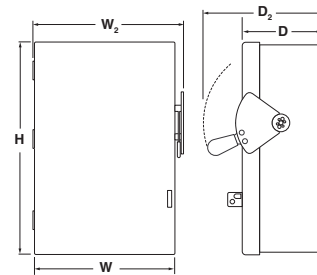
Spec-Setter™ Safety Switches

TG and TH, NEMA Type 1 and 3R Enclosures

Section 4

General Duty, NEMA Type 1 Approximate Dimensions in inches

| Product Number | Dimension H | Dimension W (Box) | Dimension W ₂ (W/ Handle) | Dimension D (Box) | Dimension D ₂ (W/ Handle) | Weight (lbs) | Drawing # | KO Figure Number |
|----------------|-------------|-------------------|--------------------------------------|-------------------|--------------------------------------|--------------|---------------|------------------|
| TG3221 | 10.3 | 6.4 | 6.9 | 3.3 | 6.3 | 5 | 10103091SH104 | 1 |
| TG3222 | 13.8 | 8.4 | 8.9 | 4.0 | 7.9 | 10 | 10103091SH104 | 15 |
| TG3223 | 21.3 | 9.4 | 10.6 | 4.9 | 9.9 | 16 | 10103091SH108 | 3 |
| TG3224 | 29.1 | 13.4 | 14.6 | 5.2 | 9.3 | 30 | 10103091SH108 | 4 |
| TG3224B | 29.1 | 13.4 | 14.6 | 5.2 | 9.3 | 30 | 10103091SH108 | 4 |
| TG3225 | 49.4 | 21.6 | 22.8 | 8.7 | 14.6 | 102 | 10103091SH116 | 5 |
| TG3225B | 49.4 | 21.6 | 22.8 | 8.7 | 14.6 | 102 | 10103091SH116 | 5 |
| TG3226 | 49.9 | 22.9 | 24.1 | 9.0 | 14.8 | 107 | 10103091SH116 | 6 |
| TG3325 | 49.4 | 21.6 | 22.8 | 8.7 | 14.6 | 107 | 10103091SH116 | 7 |
| TG3325B | 49.4 | 21.6 | 22.8 | 8.7 | 14.6 | 107 | 10103091SH116 | 7 |
| TG3326 | 49.9 | 22.9 | 24.1 | 9.0 | 14.8 | 124 | 10103091SH116 | 6 |
| TG3326B | 49.9 | 22.9 | 24.1 | 9.0 | 14.8 | 124 | 10103091SH116 | 6 |
| TG4321 | 10.3 | 6.4 | 6.9 | 3.3 | 6.3 | 5 | 10103091SH104 | 1 |
| TG4322 | 13.8 | 8.4 | 8.9 | 4.0 | 7.9 | 10 | 10103091SH104 | 15 |
| TG4323 | 21.3 | 9.4 | 10.6 | 4.9 | 9.9 | 17 | 10103091SH108 | 3 |
| TG4324 | 29.1 | 13.4 | 14.6 | 5.2 | 9.3 | 32 | 10103091SH108 | 4 |
| TG4324B | 29.1 | 13.4 | 14.6 | 5.2 | 9.3 | 32 | 10103091SH108 | 4 |
| TG4325 | 49.4 | 21.6 | 22.8 | 8.7 | 14.6 | 111 | 10103091SH116 | 7 |
| TG4325B | 49.4 | 21.6 | 22.8 | 8.7 | 14.6 | 111 | 10103091SH116 | 7 |
| TG4326 | 49.9 | 22.9 | 24.1 | 9.0 | 14.8 | 126 | 10103091SH116 | 6 |
| TG4326B | 49.9 | 22.9 | 24.1 | 9.0 | 14.8 | 126 | 10103091SH116 | 6 |
| TGN3321 | 10.3 | 6.4 | 6.9 | 3.3 | 6.3 | 5 | 10103091SH104 | 1 |
| TGN3322 | 13.8 | 8.4 | 8.9 | 4.0 | 7.9 | 10 | 10103091SH104 | 15 |
| TGN3323 | 21.3 | 9.4 | 10.6 | 4.9 | 9.9 | 16 | 10103091SH108 | 3 |
| TGN3324 | 29.1 | 13.4 | 14.6 | 5.2 | 9.3 | 30 | 10103091SH108 | 4 |
| TGN3324B | 29.1 | 13.4 | 14.6 | 5.2 | 9.3 | 30 | 10103091SH108 | 4 |
| TGN3325 | 49.4 | 21.6 | 22.8 | 8.7 | 14.6 | 118 | 10103091SH116 | 7 |
| TGN3325B | 49.4 | 21.6 | 22.8 | 8.7 | 14.6 | 118 | 10103091SH116 | 7 |
| TGN3326 | 49.9 | 22.9 | 24.1 | 9.0 | 14.8 | 120 | 10103091SH116 | 6 |
| TGN3326B | 49.9 | 22.9 | 24.1 | 9.0 | 14.8 | 120 | 10103091SH116 | 6 |

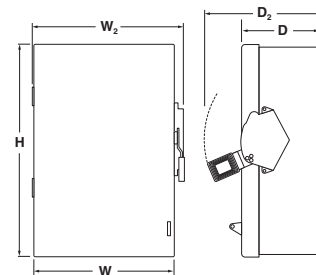


General Duty NEMA Type 1

Heavy Duty, NEMA Type 1 Approximate Dimensions in inches

| Product Number | Dimension H | Dimension W (Box) | Dimension W ₂ (W/ Handle) | Dimension D (Box) | Dimension D ₂ (W/ Handle) | Weight (lbs) | Drawing # | KO Figure Number |
|----------------|-------------|-------------------|--------------------------------------|-------------------|--------------------------------------|--------------|---------------|------------------|
| TH2261DC | 12.6 | 8.3 | 9.5 | 4.0 | 7.6 | 11 | 10103091SH102 | 15 |
| TH2262DC | 21.3 | 9.1 | 9.4 | 5.0 | 8.6 | 18 | 10103091SH102 | 3 |
| TH2263DC | 22.3 | 9.3 | 10.1 | 4.8 | 9.8 | 19 | 10103091SH105 | 14 |
| TH3221 | 10.3 | 6.3 | 7.1 | 3.3 | 6.1 | 6 | 10103091SH102 | 1 |
| TH3222 | 17.6 | 9.4 | 10.1 | 5.0 | 9.0 | 15 | 10103091SH102 | 3 |
| TH3223 | 21.3 | 9.3 | 10.1 | 4.8 | 9.8 | 17 | 10103091SH105 | 3 |
| TH3224 | 31.5 | 13.3 | 14.1 | 5.1 | 10.5 | 33 | 10103091SH105 | 4 |
| TH3224B | 31.5 | 13.3 | 14.1 | 5.1 | 10.5 | 33 | 10103091SH105 | 4 |
| TH3224C | 31.5 | 13.3 | 14.1 | 5.1 | 10.5 | 33 | 10103091SH105 | 4 |
| TH3225 | 50.9 | 22.9 | 23.6 | 8.3 | 14.4 | 120 | 10103091SH112 | 6 |
| TH3225B | 50.9 | 22.9 | 23.6 | 8.3 | 14.4 | 120 | 10103091SH112 | 6 |
| TH3225C | 50.9 | 22.9 | 23.6 | 8.3 | 14.4 | 135 | 10103091SH112 | 6 |
| TH3226 | 50.9 | 22.9 | 23.6 | 8.3 | 14.4 | 134 | 10103091SH112 | 6 |
| TH3226B | 50.9 | 22.9 | 23.6 | 8.3 | 14.4 | 134 | 10103091SH112 | 6 |
| TH3226C | 50.9 | 22.9 | 23.6 | 8.3 | 14.4 | 134 | 10103091SH112 | 6 |
| TH3267C | 61.5 | 40.8 | 44.0 | 11.9 | 18.5 | 500 | 10103091SH112 | 6 |
| TH3268C | 76.6 | 46.6 | 45.8 | 12.9 | 18.9 | 480 | 10103091SH112 | 6 |
| TH3325 | 50.9 | 22.9 | 23.6 | 8.3 | 14.4 | 126 | 10103091SH112 | 6 |
| TH3325B | 50.9 | 22.9 | 23.6 | 8.3 | 14.4 | 126 | 10103091SH112 | 6 |
| TH3326 | 50.9 | 22.9 | 23.6 | 8.3 | 14.4 | 138 | 10103091SH112 | 6 |
| TH3326B | 50.9 | 22.9 | 23.6 | 8.3 | 14.4 | 138 | 10103091SH112 | 6 |
| TH3361 | 12.6 | 8.3 | 9.5 | 4.0 | 7.6 | 11 | 10103091SH102 | 15 |
| TH3362 | 21.3 | 9.1 | 9.4 | 5.0 | 8.6 | 18 | 10103091SH102 | 3 |
| TH3363 | 22.3 | 9.3 | 10.1 | 4.8 | 9.8 | 18 | 10103091SH105 | 14 |
| TH3364 | 31.5 | 13.3 | 14.1 | 5.1 | 10.5 | 33 | 10103091SH105 | 4 |
| TH3364B | 31.5 | 13.3 | 14.1 | 5.1 | 10.5 | 34 | 10103091SH105 | 4 |
| TH3365 | 53.9 | 22.9 | 23.6 | 8.3 | 14.4 | 126 | 10103091SH112 | 6 |
| TH3365B | 53.9 | 22.9 | 23.6 | 8.3 | 14.4 | 122 | 10103091SH112 | 6 |
| TH3366 | 53.9 | 22.9 | 23.6 | 8.3 | 14.4 | 139 | 10103091SH112 | 6 |
| TH3366B | 53.9 | 22.9 | 23.6 | 8.3 | 14.4 | 139 | 10103091SH112 | 6 |
| TH4321 | 10.3 | 6.3 | 7.1 | 3.3 | 6.1 | 6 | 10103091SH102 | 1 |
| TH4322 | 17.6 | 9.4 | 10.1 | 5.0 | 9.0 | 16 | 10103091SH102 | 3 |
| TH4323 | 21.3 | 9.3 | 10.1 | 4.8 | 9.8 | 17 | 10103091SH105 | 3 |
| TH4324 | 31.5 | 13.3 | 14.1 | 5.1 | 10.5 | 33 | 10103091SH105 | 4 |
| TH4324B | 31.5 | 13.3 | 14.1 | 5.1 | 10.5 | 32 | 10103091SH105 | 4 |
| TH4324C | 31.5 | 13.3 | 14.1 | 5.1 | 10.5 | 32 | 10103091SH105 | 4 |

(table continued on next page)



Heavy Duty NEMA Type 1

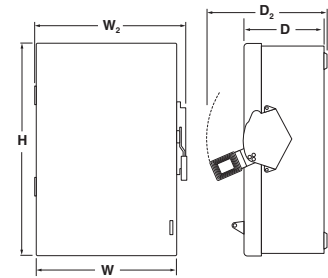


Safety Switches Enclosure Dimensions

Spec-Setter™ Safety Switches
TG and TH, NEMA Type 1 and 3R Enclosures

Heavy Duty, NEMA Type 1 (Cont.) Approximate Dimensions in inches

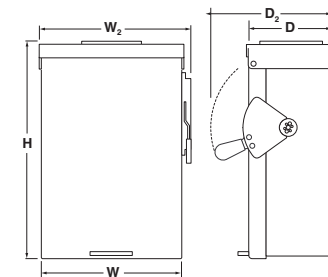
| Product Number | Dimension H | Dimension W (Box) | Dimension W ₂ (W/ Handle) | Dimension D (Box) | Dimension D ₂ (W/ Handle) | Weight (lbs) | Drawing # | KO Figure Number |
|----------------|-------------|-------------------|--------------------------------------|-------------------|--------------------------------------|--------------|----------------|------------------|
| TH4325 | 50.9 | 22.9 | 23.6 | 8.3 | 14.4 | 128 | 10103091SH112 | 6 |
| TH4325B | 50.9 | 22.9 | 23.6 | 8.3 | 14.4 | 128 | 10103091SH112 | 6 |
| TH4325C | 50.9 | 22.9 | 23.6 | 8.3 | 14.4 | 128 | 10103091SH112 | 6 |
| TH4326 | 50.9 | 22.9 | 23.6 | 8.3 | 14.4 | 139 | 10103091SH112 | 6 |
| TH4326B | 50.9 | 22.9 | 23.6 | 8.3 | 14.4 | 139 | 10103091SH112 | 6 |
| TH4326C | 50.9 | 22.9 | 23.6 | 8.3 | 14.4 | 80 | 10103091SH112 | 6 |
| TH4364C | 31.5 | 13.3 | 14.1 | 5.1 | 10.5 | 32 | 10103091SH105 | 4 |
| TH4365C | 53.9 | 22.9 | 23.6 | 8.3 | 14.4 | 132 | 10103091SH112 | 6 |
| TH4366C | 53.9 | 22.9 | 23.6 | 8.3 | 14.4 | 132 | 10103091SH112 | 6 |
| TH4367C | 61.5 | 40.8 | 44.0 | 11.9 | 18.5 | 331 | 10103091SH118 | No KO |
| TH4368C | 76.6 | 46.6 | 45.8 | 12.9 | 18.9 | 377 | 10103091SH118 | No KO |
| TH6621 | 14.4 | 18.7 | 19.9 | 5.9 | 12.3 | 33 | 10103091SH121 | 20 |
| TH6622 | 23.9 | 18.7 | 19.9 | 5.9 | 12.7 | 40 | 10103091SH121 | 20 |
| TH6623 | 23.9 | 18.7 | 19.8 | 5.8 | 10.9 | 45 | 10103091SH127 | 20 |
| TH6624 | 35.1 | 26.0 | 26.8 | 5.7 | 10.4 | 45 | 10103091SH127 | 20 |
| TH6661 | 14.4 | 18.7 | 19.9 | 5.9 | 12.3 | 33 | 10103091SH121 | 20 |
| TH6662 | 23.9 | 18.7 | 19.9 | 5.9 | 12.7 | 46 | 10103091SH121 | 20 |
| TH6663 | 23.9 | 18.7 | 19.8 | 5.8 | 10.9 | 46 | 10103091SH127 | 20 |
| TH6664 | 35.1 | 26.0 | 26.8 | 5.7 | 10.4 | 45 | 10103091SH127 | 20 |
| THN2261DC | 10.3 | 8.3 | 9.3 | 4.0 | 7.7 | 9 | 10103091SH102 | 15 |
| THN2262DC | 17.6 | 9.4 | 10.1 | 5.0 | 8.1 | 15 | 10103091SH102 | 3 |
| THN2263DC | 17.6 | 9.3 | 10.1 | 4.8 | 9.8 | 23 | 10103091-SH105 | 3 |
| THN3321 | 10.3 | 6.3 | 7.1 | 3.3 | 6.1 | 6 | 10103091SH102 | 1 |
| THN3361 | 10.3 | 8.3 | 9.3 | 4.0 | 7.7 | 9 | 10103091SH102 | 15 |
| THN3361CL | 10.3 | 8.3 | 9.3 | 4.0 | 7.7 | 9 | 10103091SH102 | 15 |
| THN3362 | 17.6 | 9.4 | 10.1 | 5.0 | 9.0 | 15 | 10103091SH102 | 3 |
| THN3362CL | 17.6 | 9.4 | 10.1 | 5.0 | 9.0 | 15 | 10103091SH102 | 3 |
| THN3363 | 17.6 | 9.3 | 10.1 | 4.8 | 9.8 | 15 | 10103091SH105 | 3 |
| THN3363CL | 17.6 | 9.3 | 10.1 | 4.8 | 9.8 | 15 | 10103091SH105 | 3 |
| THN3364 | 31.5 | 13.3 | 14.1 | 5.1 | 10.5 | 32 | 10103091SH105 | 4 |
| THN3364B | 31.5 | 13.3 | 14.1 | 5.1 | 10.5 | 32 | 10103091SH105 | 4 |
| THN3364CL | 31.5 | 13.3 | 14.1 | 5.1 | 10.5 | 33 | 10103091SH105 | 4 |
| THN3365 | 42.6 | 22.9 | 23.6 | 8.3 | 14.4 | 108 | 10103091SH112 | 6 |
| THN3365B | 42.6 | 22.9 | 23.6 | 8.3 | 14.4 | 108 | 10103091SH112 | 6 |
| THN3366 | 42.6 | 22.9 | 23.6 | 8.3 | 14.4 | 109 | 10103091SH112 | 6 |
| THN3366B | 42.6 | 22.9 | 23.6 | 8.3 | 14.4 | 109 | 10103091SH112 | 6 |
| THN3366CL | 42.6 | 22.9 | 23.6 | 8.3 | 14.4 | 109 | 10103091SH112 | 6 |
| THN6661 | 14.4 | 18.7 | 19.9 | 5.9 | 12.3 | 33 | 10103091SH121 | 20 |
| THN6662 | 23.9 | 18.7 | 19.9 | 5.9 | 12.7 | 46 | 10103091SH121 | 20 |
| THN6663 | 23.9 | 18.7 | 19.8 | 5.8 | 10.9 | 46 | 10103091SH127 | 20 |
| THN6664 | 35.1 | 26.0 | 26.8 | 5.7 | 10.4 | 47 | 10103091SH127 | 20 |



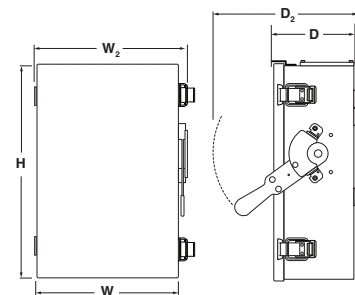
Heavy Duty NEMA Type 1

General Duty, NEMA Type 3R Approximate Dimensions in inches

| Product Number | Dimension H | Dimension W (Box) | Dimension W ₂ (W/ Handle) | Dimension D (Box) | Dimension D ₂ (W/ Handle) | Weight (lbs) | Drawing # | KO Figure Number |
|----------------|-------------|-------------------|--------------------------------------|-------------------|--------------------------------------|--------------|---------------|------------------|
| TG3221R | 9.8 | 6.4 | 6.8 | 3.3 | 6.3 | 6 | 10103091SH103 | 8 |
| TG3222R | 13.7 | 8.4 | 8.8 | 3.9 | 7.9 | 11 | 10103091SH103 | 19 |
| TG3223R | 21.1 | 9.3 | 10.3 | 5.0 | 9.1 | 17 | 10103091SH107 | 10 |
| TG3224R | 29.3 | 13.4 | 13.7 | 5.4 | 9.9 | 31 | 10103091SH183 | 11 |
| TG3225R | 49.7 | 21.7 | 22.4 | 8.9 | 14.7 | 110 | 10103091SH141 | 12 |
| TG3226R | 50.1 | 23.0 | 23.8 | 9.4 | 15.1 | 119 | 10103091SH141 | 13 |
| TG3325R | 49.7 | 21.7 | 22.4 | 8.9 | 14.7 | 109 | 10103091SH141 | 12 |
| TG3326R | 50.1 | 23.0 | 23.8 | 9.4 | 15.1 | 124 | 10103091SH141 | 13 |
| TG4321R | 9.8 | 6.4 | 6.8 | 3.3 | 6.3 | 6 | 10103091SH103 | 8 |
| TG4322R | 13.7 | 8.4 | 8.8 | 3.9 | 7.9 | 11 | 10103091SH103 | 19 |
| TG4323R | 21.1 | 9.3 | 10.3 | 5.0 | 9.1 | 17 | 10103091SH107 | 10 |
| TG4324R | 29.3 | 13.4 | 13.7 | 5.4 | 9.9 | 32 | 10103091SH183 | 11 |
| TGN3321R | 9.8 | 6.4 | 6.8 | 3.3 | 6.3 | 6 | 10103091SH103 | 8 |
| TGN3322R | 13.7 | 8.4 | 8.8 | 3.9 | 7.9 | 10 | 10103091SH103 | 19 |
| TGN3323R | 15.6 | 9.3 | 10.3 | 5.0 | 9.1 | 13 | 10103091SH107 | 10 |
| TGN3324R | 29.3 | 13.4 | 13.7 | 5.4 | 9.9 | 31 | 10103091SH183 | 11 |



General Duty NEMA Type 3R



General Duty NEMA Type 3R
200-600A Side Swing



Safety Switches Enclosure Dimensions

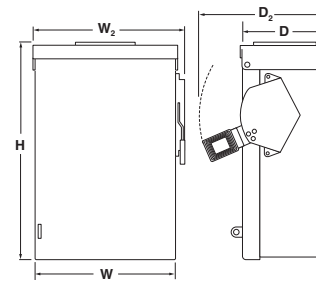
Spec-Setter™ Safety Switches

TH and TC, NEMA Type 1 and 3R Enclosures

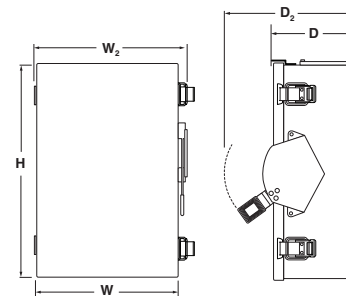
Section 4

Heavy Duty, NEMA Type 3R Approximate Dimensions in inches

| Product Number | Dimension H | Dimension W (Box) | Dimension W ₂ (W/ Handle) | Dimension D (Box) | Dimension D ₂ (W/ Handle) | Weight (lbs) | Drawing # | KO Figure Number |
|----------------|-------------|-------------------|--------------------------------------|-------------------|--------------------------------------|--------------|---------------|------------------|
| TH2261RDC | 13.1 | 8.2 | 8.9 | 4.0 | 7.9 | 11 | 10103091SH101 | 19 |
| TH2262RDC | 22.0 | 9.2 | 9.7 | 4.8 | 7.9 | 19 | 10103091SH101 | 10 |
| TH2263RDC | 22.1 | 9.3 | 10.2 | 4.9 | 9.8 | 20 | 10103091SH106 | 10 |
| TH3221R | 10.5 | 6.2 | 6.6 | 3.1 | 7.7 | 7 | 10103091SH101 | 8 |
| TH3222R | 17.2 | 9.2 | 9.7 | 4.8 | 7.9 | 16 | 10103091SH101 | 10 |
| TH3223R | 22.1 | 9.3 | 10.2 | 4.9 | 9.8 | 18 | 10103091SH106 | 10 |
| TH3224R | 31.7 | 13.4 | 14.3 | 5.4 | 9.5 | 34 | 10103091SH182 | 11 |
| TH3224RC | 31.7 | 13.4 | 14.3 | 5.4 | 9.5 | 34 | 10103091SH182 | 11 |
| TH3225R | 49.5 | 23.0 | 24.1 | 8.5 | 13.9 | 128 | 10103091SH140 | 18 |
| TH3225RC | 49.5 | 23.0 | 24.1 | 8.5 | 13.9 | 128 | 10103091SH140 | 18 |
| TH3226R | 53.5 | 23.0 | 24.1 | 8.5 | 13.9 | 134 | 10103091SH140 | 18 |
| TH3226RC | 53.5 | 23.0 | 24.1 | 8.5 | 13.9 | 134 | 10103091SH140 | 18 |
| TH3267RC | 61.5 | 40.8 | 44.0 | 11.9 | 18.5 | 500 | 10103091SH118 | No KO |
| TH3268RC | 76.6 | 46.6 | 45.8 | 12.9 | 18.9 | 490 | 10103091SH118 | No KO |
| TH3325R | 49.5 | 23.0 | 24.1 | 8.5 | 13.9 | 127 | 10103091SH140 | 18 |
| TH3326R | 53.5 | 23.0 | 24.1 | 8.5 | 13.9 | 139 | 10103091SH140 | 18 |
| TH3361R | 13.1 | 8.2 | 8.9 | 4.0 | 7.9 | 11 | 10103091SH101 | 19 |
| TH3361RF | 14.9 | 10.3 | 10.9 | 3.9 | 8.0 | 11 | 10103091SH133 | No KO |
| TH3361RF2 | 22.4 | 13.3 | 14.0 | 4.8 | 9.9 | 23 | 10103091SH134 | No KO |
| TH3362R | 22.0 | 9.2 | 9.7 | 4.8 | 7.9 | 18 | 10103091SH101 | 10 |
| TH3362RF | 22.4 | 13.3 | 14.0 | 4.8 | 9.9 | 18 | 10103091SH134 | No KO |
| TH3363R | 22.1 | 9.3 | 10.2 | 4.9 | 9.8 | 19 | 10103091SH106 | 10 |
| TH3364R | 31.7 | 13.4 | 14.3 | 5.4 | 9.5 | 33 | 10103091SH182 | 11 |
| TH3365R | 53.5 | 23.0 | 24.1 | 8.5 | 13.9 | 132 | 10103091SH140 | 18 |
| TH3366R | 53.5 | 23.0 | 24.1 | 8.5 | 13.9 | 136 | 10103091SH140 | 18 |
| TH4321R | 10.5 | 6.2 | 6.6 | 3.1 | 7.7 | 7 | 10103091SH101 | 8 |
| TH4322R | 17.2 | 9.2 | 9.7 | 4.8 | 7.9 | 16 | 10103091SH101 | 10 |
| TH4323R | 22.1 | 9.3 | 10.2 | 4.9 | 9.8 | 18 | 10103091SH106 | 10 |
| TH4324R | 31.7 | 13.4 | 14.3 | 5.4 | 9.5 | 34 | 10103091SH182 | 11 |
| TH4324RC | 31.7 | 13.4 | 14.3 | 5.4 | 9.5 | 34 | 10103091SH182 | 11 |
| TH4325RC | 49.5 | 23.0 | 24.1 | 8.5 | 13.9 | 125 | 10103091SH140 | No KO |
| TH4326RC | 53.5 | 23.0 | 24.1 | 8.5 | 13.9 | 130 | 10103091SH140 | No KO |
| TH4364RC | 31.7 | 13.4 | 14.3 | 5.4 | 9.5 | 32 | 10103091SH182 | No KO |
| TH4365RC | 49.5 | 23.0 | 24.1 | 8.5 | 13.9 | 130 | 10103091SH140 | No KO |
| TH4366RC | 53.5 | 23.0 | 24.1 | 8.5 | 13.9 | 132 | 10103091SH140 | No KO |
| TH4367RC | 61.5 | 40.8 | 44.0 | 11.9 | 18.5 | 510 | 10103091SH118 | No KO |
| TH4368RC | 76.6 | 46.6 | 45.8 | 12.9 | 18.9 | 750 | 10103091SH118 | No KO |
| THN2261RDC | 13.1 | 8.2 | 8.9 | 4.0 | 7.9 | 11 | 10103091SH101 | 19 |
| THN2262RDC | 17.2 | 9.2 | 9.7 | 4.8 | 7.9 | 16 | 10103091SH101 | 10 |
| THN2263RDC | 17.3 | 9.3 | 10.2 | 4.9 | 9.8 | 16 | 10103091SH106 | 10 |
| THN3361R | 13.1 | 8.2 | 8.9 | 4.0 | 7.9 | 11 | 10103091SH101 | 19 |
| THN3361RF | 14.9 | 10.3 | 10.9 | 3.9 | 8.0 | 13 | 10103091SH133 | 19 |
| THN3361RF2 | 22.4 | 13.3 | 14.0 | 4.8 | 9.9 | 22 | 10103091SH134 | 17 |
| THN3362R | 17.2 | 9.2 | 9.7 | 4.8 | 7.9 | 15 | 10103091SH101 | 10 |
| THN3362RF | 22.4 | 13.3 | 14.0 | 4.8 | 9.9 | 22 | 10103091SH134 | 17 |
| THN3363R | 17.3 | 9.3 | 10.2 | 4.9 | 9.8 | 15 | 10103091SH106 | 10 |
| THN3364R | 31.7 | 13.4 | 14.3 | 5.4 | 9.5 | 33 | 10103091SH182 | 11 |
| THN3365R | 49.5 | 23.0 | 24.1 | 8.5 | 13.9 | 122 | 10103091SH140 | 18 |
| THN3366R | 53.5 | 23.0 | 24.1 | 8.5 | 13.9 | 130 | 10103091SH140 | 18 |



Heavy Duty NEMA Type 3R



Heavy Duty NEMA Type 3R
200-600A Side Swing

800-1200A NEMA Type 1 and 3R Approximate Dimensions in inches

| Product Number | Dimension H | Dimension W (Box) | Dimension W ₂ (W/ Handle) | Dimension D (Box) | Dimension D ₂ (W/ Handle) | Weight (lbs) | Drawing # | KO Figure Number |
|----------------|-------------|-------------------|--------------------------------------|-------------------|--------------------------------------|--------------|---------------|------------------|
| TC36367 | 52.0 | 31.3 | 34.5 | 10.5 | 18.5 | 317 | 10103091SH118 | |
| TC36368 | 65.0 | 36.5 | 39.7 | 11.8 | 18.9 | 331 | 10103091SH118 | |
| TC72267 | 61.5 | 40.8 | 44.0 | 11.9 | 18.5 | 377 | 10103091SH118 | |
| TC72267R | 61.5 | 40.8 | 44.0 | 11.9 | 18.5 | 480 | 10103091SH118 | |
| TC72268 | 76.6 | 46.6 | 45.8 | 12.9 | 18.9 | 391 | 10103091SH118 | No KO |
| TC72268R | 76.6 | 46.6 | 45.8 | 12.9 | 18.9 | 575 | 10103091SH118 | |
| TC72367 | 61.5 | 40.8 | 44.0 | 11.9 | 18.5 | 377 | 10103091SH118 | |
| TC72367R | 61.5 | 40.8 | 44.0 | 11.9 | 18.5 | 480 | 10103091SH118 | |
| TC72368 | 76.6 | 46.6 | 45.8 | 12.9 | 18.9 | 480 | 10103091SH118 | |
| TC72368R | 76.6 | 46.6 | 45.8 | 12.9 | 18.9 | 490 | 10103091SH118 | |



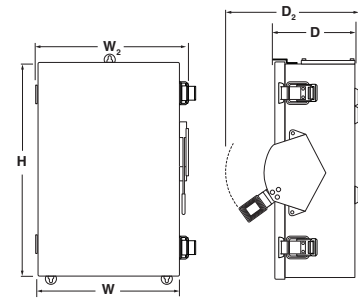
Safety Switches Enclosure Dimensions

Spec-Setter™ Safety Switches
TH and THN, NEMA Type 4/4X Enclosures

Section 4

Heavy Duty, NEMA Type 4/4X (316 Stainless) Approximate Dimensions in inches

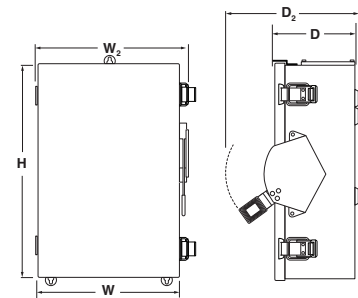
| Product Number | Dimension H | Dimension W (Box) | Dimension W ₂ (W/ Handle) | Dimension D (Box) | Dimension D ₂ (W/ Handle) | Weight (lbs) | Drawing # | KO Figure Number |
|-----------------|-------------|-------------------|--------------------------------------|-------------------|--------------------------------------|--------------|---------------|------------------|
| TH3361SS316 | 13.3 | 9.4 | 10.1 | 4.9 | 9.4 | 18 | 10103091SH109 | |
| TH3361SS316-BA | 13.3 | 9.4 | 10.1 | 4.9 | 9.4 | 18 | 10103091SH109 | |
| TH3362SS316 | 19.3 | 9.4 | 10.1 | 5.2 | 9.6 | 23 | 10103091SH109 | |
| TH3362SS316-BA | 19.3 | 9.4 | 10.1 | 5.2 | 9.6 | 23 | 10103091SH109 | |
| TH3363SS316 | 25.4 | 13.4 | 14.3 | 5.2 | 9.6 | 36 | 10103091SH113 | |
| TH3363SS316-BA | 25.4 | 13.4 | 14.3 | 5.2 | 9.6 | 36 | 10103091SH113 | |
| TH3364SS316 | 35.1 | 14.5 | 15.5 | 5.2 | 9.6 | 49 | 10103091SH113 | |
| TH3364SS316-BA | 35.1 | 14.5 | 15.5 | 5.2 | 9.6 | 49 | 10103091SH113 | |
| THN3361SS316 | 11.3 | 9.4 | 10.1 | 4.9 | 9.4 | 16 | 10103091SH109 | No KO |
| THN3361SS316-BA | 11.3 | 9.4 | 10.1 | 4.9 | 9.4 | 9 | 10103091SH109 | |
| THN3362SS316 | 13.3 | 9.4 | 10.1 | 5.2 | 9.6 | 22 | 10103091SH109 | |
| THN3362SS316-BA | 13.3 | 9.4 | 10.1 | 5.2 | 9.6 | 22 | 10103091SH109 | |
| THN3363SS316 | 25.4 | 13.4 | 14.3 | 5.2 | 9.6 | 36 | 10103091SH113 | |
| THN3363SS316-BA | 25.4 | 13.4 | 14.3 | 5.2 | 9.6 | 36 | 10103091SH113 | |
| THN3364SS316 | 35.1 | 14.5 | 15.5 | 5.2 | 9.6 | 50 | 10103091SH113 | |
| THN3364SS316-BA | 35.1 | 14.5 | 15.5 | 5.2 | 9.6 | 50 | 10103091SH113 | |
| THN3365SS316 | 59.5 | 24.6 | 25.6 | 8.4 | 13.8 | 239 | 10103091SH119 | |
| THN3366SS316 | 59.5 | 24.6 | 25.6 | 8.4 | 13.8 | 239 | 10103091SH119 | |



Heavy Duty NEMA Type 4/4X

Heavy Duty, NEMA Type 4/4X Water/Dust-tight Approximate Dimensions in inches

| Product Number | Dimension H | Dimension W (Box) | Dimension W ₂ (W/ Handle) | Dimension D (Box) | Dimension D ₂ (W/ Handle) | Weight (lbs) | Drawing # | KO Figure Number |
|----------------|-------------|-------------------|--------------------------------------|-------------------|--------------------------------------|--------------|---------------|------------------|
| TH2221MSS | 11.2 | 7.4 | 8.1 | 4.7 | 9.8 | 14 | 10103091SH123 | |
| TH2221SS | 11.3 | 7.4 | 8.1 | 5.4 | 10.0 | 12 | 10103091SH110 | |
| TH2221SS-BA | 11.3 | 7.4 | 8.1 | 4.9 | 9.4 | 12 | 10103091SH109 | |
| TH2221SSW | 11.3 | 7.4 | 8.1 | 5.4 | 10.0 | 12 | 10103091SH110 | |
| TH2222MSS | 19.3 | 9.4 | 14.1 | 5.0 | 10.1 | 20 | 10103091SH123 | |
| TH2222SS | 19.3 | 9.4 | 10.1 | 5.2 | 9.6 | 21 | 10103091SH109 | |
| TH2222SS-BA | 19.3 | 9.4 | 10.1 | 5.2 | 9.6 | 21 | 10103091SH109 | |
| TH2222SSW | 19.3 | 9.4 | 10.1 | 5.2 | 9.6 | 21 | 10103091SH109 | |
| TH2223MSS | 25.4 | 13.4 | 15.3 | 5.0 | 10.4 | 24 | 10103091SH128 | |
| TH2224MSS | 35.1 | 14.4 | 16.3 | 5.0 | 10.4 | 25 | 10103091SH128 | |
| TH2261SSDC | 13.3 | 9.4 | 10.1 | 4.9 | 9.4 | 18 | 10103091SH109 | |
| TH2262SSDC | 19.3 | 9.4 | 10.1 | 5.2 | 9.6 | 19 | 10103091SH109 | |
| TH2263SSDC | 25.4 | 13.4 | 14.3 | 5.2 | 9.6 | 30 | 10103091SH113 | |
| TH3221SS | 11.3 | 7.4 | 8.1 | 4.9 | 9.4 | 12 | 10103091SH109 | |
| TH3221SS-BA | 11.3 | 7.4 | 8.1 | 4.9 | 9.4 | 12 | 10103091SH109 | |
| TH3221SSW | 11.3 | 7.4 | 8.1 | 4.9 | 9.4 | 12 | 10103091SH109 | |
| TH3222SS | 19.3 | 9.4 | 10.1 | 5.2 | 9.6 | 15 | 10103091SH109 | |
| TH3222SS-BA | 19.3 | 9.4 | 10.1 | 5.2 | 9.6 | 15 | 10103091SH109 | |
| TH3223SS | 25.4 | 13.4 | 14.3 | 5.2 | 9.6 | 30 | 10103091SH113 | |
| TH3223SS-BA | 25.4 | 13.4 | 14.3 | 5.2 | 9.6 | 30 | 10103091SH113 | |
| TH3223SSW | 25.4 | 13.5 | 14.2 | 5.2 | 9.6 | 30 | 10103091SH113 | |
| TH3224SS | 35.1 | 14.5 | 15.5 | 5.2 | 9.6 | 33 | 10103091SH113 | |
| TH3224SS-BA | 35.1 | 14.5 | 15.5 | 5.2 | 9.6 | 33 | 10103091SH113 | |
| TH3224SSW | 35.2 | 14.5 | 15.5 | 5.2 | 9.6 | 33 | 10103091SH113 | |
| TH3225SS | 59.5 | 24.6 | 25.6 | 8.4 | 13.8 | 128 | 10103091SH119 | |
| TH3226SS | 59.5 | 24.6 | 25.6 | 8.4 | 13.8 | 140 | 10103091SH119 | |
| TH3321MSS | 11.2 | 7.4 | 8.1 | 4.7 | 9.8 | 14 | 10103091SH123 | |
| TH3321SS | 11.3 | 7.4 | 8.1 | 4.9 | 9.4 | 12 | 10103091SH109 | |
| TH3321SS-BA | 11.3 | 7.4 | 8.1 | 4.9 | 9.4 | 12 | 10103091SH109 | |
| TH3322MSS | 19.3 | 9.4 | 14.1 | 5.0 | 10.1 | 23 | 10103091SH123 | |
| TH3322SS | 19.3 | 9.4 | 10.1 | 5.2 | 9.6 | 22 | 10103091SH109 | |
| TH3322SS-BA | 19.3 | 9.4 | 10.1 | 5.2 | 9.6 | 22 | 10103091SH109 | |
| TH3322SSW | 19.3 | 9.4 | 10.1 | 5.2 | 9.6 | 22 | 10103091SH109 | |
| TH3323MSS | 25.4 | 13.4 | 15.3 | 5.0 | 10.4 | 23 | 10103091SH128 | |
| TH3324MSS | 35.1 | 14.4 | 16.3 | 5.0 | 10.4 | 27 | 10103091SH128 | |
| TH3325MSS | 59.4 | 24.5 | 25.6 | 7.9 | 14.4 | 193 | 10103091SH130 | |
| TH3326MSS | 59.4 | 24.5 | 25.6 | 7.9 | 14.4 | 200 | 10103091SH130 | |
| TH3361MSS | 19.3 | 9.4 | 14.1 | 5.0 | 10.1 | 21 | 10103091SH123 | |
| TH3361SS | 13.3 | 9.4 | 10.1 | 4.9 | 9.4 | 17 | 10103091SH109 | |
| TH3361SS-BA | 13.3 | 9.4 | 10.1 | 4.9 | 9.4 | 17 | 10103091SH109 | |



Heavy Duty NEMA Type 4/4X

(table continued on next page)



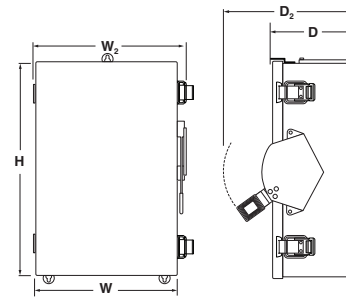
Safety Switches Enclosure Dimensions

Spec-Setter™ Safety Switches
TH and THN, NEMA Type 4/4X Enclosures

Section 4

Heavy Duty, NEMA Type 4/4X Water/Dust-tight (Cont.) Approximate Dimensions in inches

| Product Number | Dimension H | Dimension W (Box) | Dimension W ₂ (W/ Handle) | Dimension D (Box) | Dimension D ₂ (W/ Handle) | Weight (lbs) | Drawing # | KO Figure Number |
|----------------|-------------|-------------------|--------------------------------------|-------------------|--------------------------------------|--------------|---------------|------------------|
| TH3361SSW | 13.3 | 9.4 | 10.1 | 4.9 | 9.4 | 18 | 10103091SH109 | |
| TH3362MSS | 19.3 | 9.4 | 14.1 | 5.0 | 10.1 | 23 | 10103091SH123 | |
| TH3362MSSW | 19.3 | 9.4 | 14.1 | 5.0 | 10.1 | 23 | 10103091SH123 | |
| TH3362SS | 19.3 | 9.4 | 10.1 | 5.2 | 9.6 | 23 | 10103091SH109 | |
| TH3362SS-BA | 19.3 | 9.4 | 10.1 | 5.2 | 9.6 | 23 | 10103091SH109 | |
| TH3362SSW | 19.3 | 9.4 | 10.1 | 5.2 | 9.6 | 22 | 10103091SH109 | |
| TH3363MSS | 25.4 | 13.4 | 15.3 | 5.0 | 10.4 | 23 | 10103091SH128 | |
| TH3363SS | 25.4 | 13.4 | 14.3 | 5.2 | 9.6 | 36 | 10103091SH113 | |
| TH3363SS-BA | 25.4 | 13.4 | 14.3 | 5.2 | 9.6 | 36 | 10103091SH113 | |
| TH3363SSW | 25.4 | 13.5 | 14.2 | 5.2 | 9.6 | 35 | 10103091SH113 | |
| TH3364MSS | 35.1 | 14.4 | 16.3 | 5.0 | 10.4 | 45 | 10103091SH128 | |
| TH3364SS | 35.1 | 14.5 | 15.5 | 5.2 | 9.6 | 49 | 10103091SH113 | |
| TH3364SS-BA | 35.1 | 14.5 | 15.5 | 5.2 | 9.6 | 49 | 10103091SH113 | |
| TH3364SSW | 35.2 | 14.5 | 15.5 | 5.2 | 9.6 | 33 | 10103091SH113 | |
| TH3365MSS | 59.4 | 24.5 | 25.6 | 7.9 | 14.4 | 206 | 10103091SH130 | |
| TH3365SS | 59.5 | 24.6 | 25.6 | 8.4 | 13.8 | 131 | 10103091SH119 | |
| TH3366MSS | 59.4 | 24.5 | 25.6 | 7.9 | 14.4 | 211 | 10103091SH130 | |
| TH3366SS | 59.5 | 24.6 | 25.6 | 8.4 | 13.8 | 139 | 10103091SH119 | |
| TH4321SS | 11.3 | 7.4 | 8.1 | 4.9 | 9.4 | 12 | 10103091SH109 | |
| TH4321SS-BA | 11.3 | 7.4 | 8.1 | 4.9 | 9.4 | 12 | 10103091SH109 | |
| TH4321SSW | 11.3 | 7.4 | 8.1 | 4.9 | 9.4 | 12 | 10103091SH109 | |
| TH4322SS | 19.3 | 9.4 | 10.1 | 5.2 | 9.6 | 23 | 10103091SH109 | |
| TH4322SS-BA | 19.3 | 9.4 | 10.1 | 5.2 | 9.6 | 23 | 10103091SH109 | |
| TH4322SSW | 19.3 | 9.4 | 10.1 | 5.2 | 9.6 | 23 | 10103091SH109 | |
| TH4323SS | 25.4 | 13.4 | 14.3 | 5.2 | 9.6 | 36 | 10103091SH113 | |
| TH4323SS-BA | 25.4 | 13.4 | 14.3 | 5.2 | 9.6 | 36 | 10103091SH113 | |
| TH4323SSW | 25.4 | 13.5 | 14.2 | 5.2 | 9.6 | 36 | 10103091SH113 | |
| TH4324SS | 35.1 | 14.5 | 15.5 | 5.2 | 9.6 | 47 | 10103091SH113 | |
| TH4324SS-BA | 35.1 | 14.5 | 15.5 | 5.2 | 9.6 | 47 | 10103091SH113 | |
| TH4324SSW | 35.2 | 14.5 | 15.5 | 5.2 | 9.6 | 47 | 10103091SH113 | |
| TH4325SS | 59.5 | 24.6 | 25.6 | 8.4 | 13.8 | 135 | 10103091SH119 | |
| TH4326SS | 59.5 | 24.6 | 25.6 | 8.4 | 13.8 | 139 | 10103091SH119 | |
| THN2261SSDC | 11.3 | 9.4 | 10.1 | 4.9 | 9.4 | 16 | 10103091SH109 | |
| THN2262SSDC | 13.3 | 9.4 | 10.1 | 5.2 | 9.6 | 16 | 10103091SH109 | |
| THN2263SSDC | 25.4 | 13.4 | 14.3 | 5.2 | 9.6 | 30 | 10103091SH113 | |
| THN3361MSS | 19.3 | 9.4 | 14.1 | 5.0 | 10.1 | 22 | 10103091SH123 | |
| THN3361MSSW | 19.3 | 9.4 | 14.1 | 5.0 | 10.1 | 22 | 10103091SH123 | |
| THN3361SS | 11.3 | 9.4 | 10.1 | 4.9 | 9.4 | 16 | 10103091SH109 | |
| THN3361SS-BA | 11.3 | 9.4 | 10.1 | 4.9 | 9.4 | 16 | 10103091SH109 | |
| THN3361SSCL | 13.3 | 9.4 | 10.1 | 5.2 | 9.6 | 9 | 10103091SH109 | |
| THN3361SSW | 11.3 | 9.4 | 10.1 | 4.9 | 9.4 | 19 | 10103091SH109 | |
| THN3362MSS | 19.3 | 9.4 | 14.1 | 5.0 | 10.1 | 15 | 10103091SH123 | |
| THN3362SS | 13.3 | 9.4 | 10.1 | 5.2 | 9.6 | 21 | 10103091SH109 | |
| THN3362SS-BA | 13.3 | 9.4 | 10.1 | 5.2 | 9.6 | 21 | 10103091SH109 | |
| THN3362SSCL | 13.3 | 9.4 | 10.1 | 5.2 | 9.6 | 21 | 10103091SH109 | |
| THN3362SSW | 13.3 | 9.4 | 10.1 | 5.2 | 9.6 | 22 | 10103091SH109 | |
| THN3363MSS | 25.4 | 13.4 | 15.3 | 5.0 | 10.4 | 20 | 10103091SH128 | |
| THN3363SS | 25.4 | 13.4 | 14.3 | 5.2 | 9.6 | 36 | 10103091SH113 | |
| THN3363SS-BA | 25.4 | 13.4 | 14.3 | 5.2 | 9.6 | 36 | 10103091SH113 | |
| THN3363SSW | 25.4 | 13.5 | 14.2 | 5.2 | 9.6 | 36 | 10103091SH113 | |
| THN3364MSS | 35.1 | 14.4 | 16.3 | 5.0 | 10.4 | 32 | 10103091SH128 | |
| THN3364SS | 35.1 | 14.5 | 15.5 | 5.2 | 9.6 | 50 | 10103091SH113 | |
| THN3364SS-BA | 35.1 | 14.5 | 15.5 | 5.2 | 9.6 | 50 | 10103091SH113 | |
| THN3364SSCL | 35.1 | 14.5 | 15.5 | 5.2 | 9.6 | 32 | 10103091SH113 | |
| THN3364SSW | 35.2 | 14.5 | 15.5 | 5.2 | 9.6 | 32 | 10103091SH113 | |
| THN3365MSS | 47.9 | 24.5 | 25.6 | 7.9 | 14.4 | 110 | 10103091SH130 | |
| THN3365SS | 48.0 | 24.6 | 25.6 | 8.4 | 13.7 | 239 | 10103091SH119 | |
| THN3366MSS | 47.9 | 24.5 | 25.6 | 7.9 | 14.4 | 110 | 10103091SH130 | |
| THN3366SS | 48.0 | 24.6 | 25.6 | 8.4 | 13.7 | 139 | 10103091SH119 | |



Heavy Duty NEMA Type 4/4X

No KO



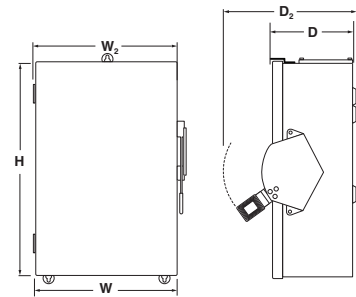
Safety Switches Enclosure Dimensions

Spec-Setter™ Safety Switches
TH and THN, NEMA Type 5/12 Enclosures

Section 4

Heavy Duty, NEMA Type 5, 12 Drip/Dust-tight Approximate Dimensions in inches

| Product Number | Dimension H | Dimension W (Box) | Dimension W ₂ (W/ Handle) | Dimension D (Box) | Dimension D ₂ (W/ Handle) | Weight (lbs) | Drawing # | KO Figure Number |
|----------------|-------------|-------------------|--------------------------------------|-------------------|--------------------------------------|--------------|---------------|------------------|
| TH2221J | 11.3 | 7.4 | 8.1 | 5.4 | 10.0 | 12 | 10103091SH110 | |
| TH2221JW | 11.3 | 7.4 | 8.1 | 5.4 | 10.0 | 12 | 10103091SH110 | |
| TH2222J | 19.3 | 9.4 | 10.1 | 5.7 | 10.2 | 21 | 10103091SH110 | |
| TH2222JW | 19.3 | 9.4 | 10.1 | 5.7 | 10.2 | 21 | 10103091SH110 | |
| TH2261JDC | 13.3 | 9.4 | 10.1 | 5.4 | 10.0 | 16 | 10103091SH109 | |
| TH2262JDC | 19.3 | 9.4 | 10.1 | 5.7 | 10.2 | 22 | 10103091SH109 | |
| TH2263JDC | 25.4 | 13.4 | 14.0 | 5.0 | 10.1 | 35 | 10103091SH113 | |
| TH3221J | 11.3 | 7.4 | 8.1 | 5.4 | 10.0 | 12 | 10103091SH110 | |
| TH3221JW | 11.3 | 7.4 | 8.1 | 5.4 | 10.0 | 12 | 10103091SH110 | |
| TH3222J | 19.3 | 9.4 | 10.1 | 5.7 | 10.2 | 15 | 10103091SH110 | |
| TH3222JW | 19.3 | 9.4 | 10.1 | 5.7 | 10.2 | 15 | 10103091SH110 | |
| TH3223J | 25.4 | 13.4 | 14.0 | 5.0 | 10.1 | 37 | 10103091SH120 | |
| TH3223JW | 25.4 | 13.4 | 14.0 | 5.0 | 10.1 | 37 | 10103091SH120 | |
| TH3224J | 35.1 | 14.5 | 15.1 | 5.0 | 10.1 | 33 | 10103091SH120 | |
| TH3224JW | 35.1 | 14.5 | 15.1 | 5.0 | 10.1 | 33 | 10103091SH120 | |
| TH3225J | 59.5 | 24.5 | 25.6 | 7.9 | 14.5 | 120 | 10103091SH124 | |
| TH3226J | 59.5 | 24.5 | 25.6 | 7.9 | 14.5 | 134 | 10103091SH124 | |
| TH3321J | 11.3 | 7.4 | 8.1 | 5.4 | 10.0 | 12 | 10103091SH110 | |
| TH3321JW | 11.3 | 7.4 | 8.1 | 5.4 | 10.0 | 12 | 10103091SH110 | |
| TH3322J | 19.3 | 9.4 | 10.1 | 5.7 | 10.2 | 21 | 10103091SH110 | |
| TH3322JCH | 19.3 | 9.4 | 9.8 | 5.7 | 10.3 | 28 | 10103091SH132 | |
| TH3322JW | 19.3 | 9.4 | 10.1 | 5.7 | 10.2 | 21 | 10103091SH110 | |
| TH3361J | 13.3 | 9.4 | 10.1 | 5.4 | 10.0 | 16 | 10103091SH110 | |
| TH3361JW | 13.3 | 9.4 | 10.1 | 5.4 | 10.0 | 16 | 10103091SH110 | |
| TH3362J | 19.3 | 9.4 | 10.1 | 5.7 | 10.2 | 22 | 10103091SH110 | |
| TH3362JCH | 19.3 | 9.4 | 9.8 | 5.7 | 10.3 | 31 | 10103091SH132 | |
| TH3362JCHSS | 19.3 | 9.4 | 9.8 | 5.7 | 10.3 | 32 | 10103091SH132 | |
| TH3362JW | 19.3 | 9.4 | 10.1 | 5.7 | 10.2 | 22 | 10103091SH110 | |
| TH3363J | 25.4 | 13.4 | 14.0 | 5.0 | 10.1 | 36 | 10103091SH120 | |
| TH3363JW | 25.4 | 13.4 | 14.0 | 5.0 | 10.1 | 35 | 10103091SH120 | |
| TH3364J | 35.1 | 14.5 | 15.1 | 5.0 | 10.1 | 49 | 10103091SH120 | |
| TH3364JW | 35.1 | 14.5 | 15.1 | 5.0 | 10.1 | 33 | 10103091SH120 | |
| TH3365J | 59.5 | 24.5 | 25.6 | 7.9 | 14.5 | 206 | 10103091SH124 | |
| TH3366J | 59.5 | 24.5 | 25.6 | 7.9 | 14.5 | 215 | 10103091SH124 | |
| TH4321J | 11.3 | 7.4 | 8.1 | 5.4 | 10.0 | 12 | 10103091SH110 | |
| TH4321JW | 11.3 | 7.4 | 8.1 | 5.4 | 10.0 | 12 | 10103091SH110 | |
| TH4322J | 19.3 | 9.4 | 10.1 | 5.7 | 10.2 | 22 | 10103091SH110 | |
| TH4322JW | 19.3 | 9.4 | 10.1 | 5.7 | 10.2 | 22 | 10103091SH110 | |
| TH4323J | 25.4 | 13.4 | 14.0 | 5.0 | 10.1 | 36 | 10103091SH120 | |
| TH4323JW | 25.4 | 13.4 | 14.0 | 5.0 | 10.1 | 36 | 10103091SH120 | |
| TH4324J | 35.1 | 14.5 | 15.1 | 5.0 | 10.1 | 52 | 10103091SH120 | |
| TH4324JW | 35.1 | 14.5 | 15.1 | 5.0 | 10.1 | 52 | 10103091SH120 | |
| TH4325J | 59.5 | 24.5 | 25.6 | 7.9 | 14.5 | 128 | 10103091SH124 | |
| TH4326J | 59.5 | 24.5 | 25.6 | 7.9 | 14.5 | 139 | 10103091SH124 | |
| THN2261JDC | 13.3 | 9.4 | 10.1 | 5.4 | 10.0 | 16 | 10103091SH110 | |
| THN2262JDC | 19.3 | 9.4 | 10.1 | 5.7 | 10.2 | 15 | 10103091SH110 | |
| THN2263JDC | 25.4 | 13.4 | 14.0 | 5.0 | 10.1 | 34 | 10103091SH120 | |
| THN3361J | 13.3 | 9.4 | 10.1 | 5.4 | 10.0 | 16 | 10103091SH110 | |
| THN3361JCL | 13.3 | 9.4 | 10.1 | 5.4 | 10.0 | 22 | 10103091SH110 | |
| THN3361JW | 13.3 | 9.4 | 10.1 | 5.4 | 10.0 | 16 | 10103091SH110 | |
| THN3362J | 19.3 | 9.4 | 10.1 | 5.7 | 10.2 | 21 | 10103091SH110 | |
| THN3362JCH | 19.3 | 9.4 | 9.8 | 5.7 | 10.3 | 21 | 10103091SH132 | |
| THN3362JW | 19.3 | 9.4 | 10.1 | 5.7 | 10.2 | 21 | 10103091SH110 | |
| THN3363J | 25.4 | 13.4 | 14.0 | 5.0 | 10.1 | 34 | 10103091SH120 | |
| THN3363JCL | 25.4 | 13.4 | 14.0 | 5.0 | 10.1 | 33 | 10103091SH120 | |
| THN3363JW | 25.4 | 13.4 | 14.0 | 5.0 | 10.1 | 33 | 10103091SH120 | |
| THN3364J | 35.1 | 14.5 | 15.1 | 5.0 | 10.1 | 47 | 10103091SH120 | |
| THN3364JW | 35.1 | 14.5 | 15.1 | 5.0 | 10.1 | 47 | 10103091SH120 | |
| THN3365J | 48.0 | 24.5 | 25.6 | 7.9 | 14.5 | 164 | 10103091SH124 | |
| THN3366J | 48.0 | 24.5 | 25.6 | 7.9 | 14.5 | 109 | 10103091SH124 | |



Heavy Duty NEMA Type 5/12

No KO



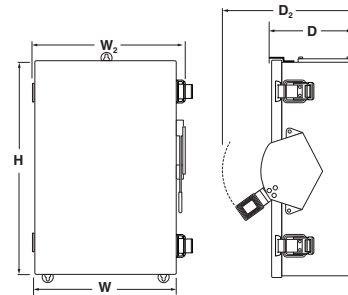
Safety Switches Enclosure Dimensions

Spec-Setter™ Safety Switches
TH and THN, NEMA Type 3R/5/12 Enclosures

Section 4

Heavy Duty, NEMA Type 3R, 5, 12 Approximate Dimensions in inches

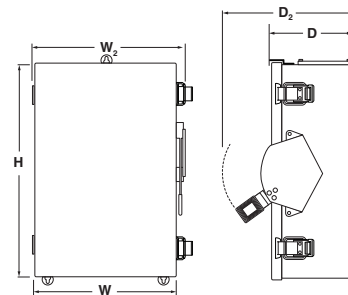
| Product Number | Dimension H | Dimension W (Box) | Dimension W ₂ (W/ Handle) | Dimension D (Box) | Dimension D ₂ (W/ Handle) | Weight (lbs) | Drawing # | KO Figure Number |
|----------------|-------------|-------------------|--------------------------------------|-------------------|--------------------------------------|--------------|---------------|------------------|
| TH3361JR | 13.3 | 9.4 | 10.1 | 5.4 | 10.0 | 17 | 10103091SH110 | 20 |
| TH3362JR | 19.3 | 9.4 | 10.1 | 5.7 | 10.2 | 23 | 10103091SH132 | |
| TH3363JR | 25.4 | 13.4 | 14.0 | 5.0 | 10.1 | 38 | 10103091SH120 | |
| TH3364JR | 35.1 | 14.5 | 15.1 | 5.0 | 10.1 | 49 | 10103091SH120 | |
| TH3365JR | 59.5 | 24.5 | 25.6 | 7.9 | 14.5 | 197 | 10103091SH124 | |
| TH3366JR | 59.5 | 24.5 | 25.6 | 7.9 | 14.5 | 212 | 10103091SH124 | |



Heavy Duty NEMA Type 3R/5/12

Heavy Duty, NEMA Type 12 Drip/Dust-tight Approximate Dimensions in inches

| Product Number | Dimension H | Dimension W (Box) | Dimension W ₂ (W/ Handle) | Dimension D (Box) | Dimension D ₂ (W/ Handle) | Weight (lbs) | Drawing # | KO Figure Number |
|----------------|-------------|-------------------|--------------------------------------|-------------------|--------------------------------------|--------------|---------------|------------------|
| TH2221M | 11.3 | 7.4 | 8.1 | 4.7 | 9.9 | 13 | 10103091SH123 | No KO |
| TH2222M | 19.3 | 9.4 | 14.1 | 5.0 | 10.1 | 23 | 10103091SH123 | |
| TH2223M | 23.4 | 13.4 | 15.3 | 5.0 | 10.1 | 24 | 10103091SH128 | |
| TH2224M | 35.1 | 14.4 | 16.3 | 5.0 | 10.1 | 25 | 10103091SH128 | |
| TH2261MDC | 19.3 | 9.4 | 14.1 | 5.0 | 10.1 | 20 | 10103091SH123 | |
| TH2262MDC | 19.3 | 9.4 | 14.1 | 5.0 | 10.1 | 22 | 10103091SH123 | |
| TH2263MDC | 23.4 | 13.4 | 15.3 | 5.0 | 10.1 | 35 | 10103091SH128 | |
| TH3321M | 11.3 | 7.4 | 8.1 | 4.7 | 9.9 | 13 | 10103091SH123 | |
| TH3322M | 19.3 | 9.4 | 14.1 | 5.0 | 10.1 | 21 | 10103091SH123 | |
| TH3322MW | 19.3 | 9.4 | 14.1 | 5.0 | 10.1 | 21 | 10103091SH123 | |
| TH3323M | 23.4 | 13.4 | 15.3 | 5.0 | 10.1 | 24 | 10103091SH128 | |
| TH3324M | 35.1 | 14.4 | 16.3 | 5.0 | 10.1 | 30 | 10103091SH128 | |
| TH3325M | 59.4 | 24.5 | 25.6 | 7.9 | 14.4 | 193 | 10103091SH130 | |
| TH3326M | 59.4 | 24.5 | 25.6 | 7.9 | 14.4 | 200 | 10103091SH130 | |
| TH3361M | 19.3 | 9.4 | 14.1 | 5.0 | 10.1 | 22 | 10103091SH123 | |
| TH3361MW | 19.3 | 9.4 | 14.1 | 5.0 | 10.1 | 22 | 10103091SH123 | |
| TH3362M | 19.3 | 9.4 | 14.1 | 5.0 | 10.1 | 22 | 10103091SH123 | |
| TH3363M | 23.4 | 13.4 | 15.3 | 5.0 | 10.1 | 35 | 10103091SH128 | |
| TH3364M | 35.1 | 14.4 | 16.3 | 5.0 | 10.1 | 45 | 10103091SH128 | |
| TH3365M | 59.4 | 24.5 | 25.6 | 7.9 | 14.4 | 206 | 10103091SH130 | |
| TH3366M | 59.4 | 24.5 | 25.6 | 7.9 | 14.4 | 211 | 10103091SH130 | |
| THN2261MDC | 19.3 | 9.4 | 14.1 | 5.0 | 10.1 | 20 | 10103091SH123 | |
| THN2262MDC | 19.3 | 9.4 | 14.1 | 5.0 | 10.1 | 20 | 10103091SH123 | |
| THN2263MDC | 23.4 | 13.4 | 15.3 | 5.0 | 10.1 | 35 | 10103091SH128 | |
| THN3361M | 19.3 | 9.4 | 14.1 | 5.0 | 10.1 | 21 | 10103091SH123 | |
| THN3362M | 19.3 | 9.4 | 14.1 | 5.0 | 10.1 | 15 | 10103091SH123 | |
| THN3362MW | 19.3 | 9.4 | 14.1 | 5.0 | 10.1 | 15 | 10103091SH123 | |
| THN3363M | 23.4 | 13.4 | 15.3 | 5.0 | 10.1 | 20 | 10103091SH128 | |
| THN3364M | 35.1 | 14.4 | 16.3 | 5.0 | 10.1 | 35 | 10103091SH128 | |
| THN3365M | 47.9 | 24.5 | 25.6 | 7.9 | 14.4 | 110 | 10103091SH130 | |
| THN3366M | 47.9 | 24.5 | 25.6 | 7.9 | 14.4 | 110 | 10103091SH130 | |



Heavy Duty NEMA Type 5/12



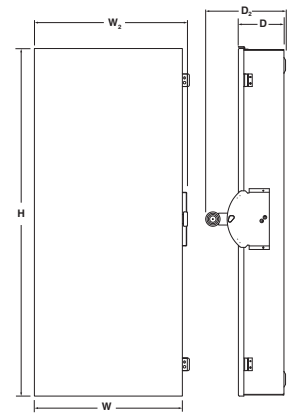
Safety Switches Enclosure Dimensions

Spec-Setter™ Safety Switches
TC, NEMA Type 1 and 3R Enclosures

Section 4

Double Throw, NEMA Type 1 TC Approximate Dimensions in inches

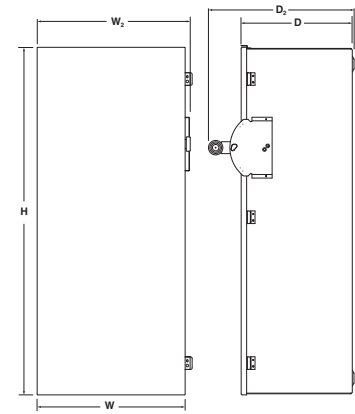
| Product Number | Dimension H | Dimension W (Box) | Dimension W ₂ (W/ Handle) | Dimension D (Box) | Dimension D ₂ (W/ Handle) | Weight (lbs) | Drawing # | KO Figure Number |
|----------------|-------------|-------------------|--------------------------------------|-------------------|--------------------------------------|--------------|---------------|------------------|
| TC35321 | 15.8 | 10.4 | 12.0 | 5.2 | 8.7 | 14 | 10103091SH115 | 7 |
| TC35322 | 18.8 | 11.4 | 13.0 | 6.3 | 9.3 | 19 | 10103091SH115 | 7 |
| TC35323 | 22.4 | 14.5 | 16.0 | 7.9 | 14.5 | 34 | 10103091SH117 | 9 |
| TC35324 | 30.2 | 17.9 | 19.5 | 8.9 | 11.9 | 54 | 10103091SH117 | 10 |
| TC35325 | 34.3 | 24.5 | 26.7 | 10.3 | 17.1 | 83 | 10103091SH122 | 10 |
| TC35326 | 44.4 | 23.5 | 25.6 | 11.3 | 17.5 | 140 | 10103091SH122 | 12 |
| TC35327 | 63.8 | 27.0 | 27.8 | 8.9 | 14.1 | 175 | 10103091SH143 | |
| TC35327N | 63.8 | 27.0 | 27.8 | 8.9 | 14.1 | 175 | 10103091SH143 | |
| TC35328 | 78.1 | 42.6 | 43.8 | 20.5 | 29.6 | 471 | 10103091SH145 | No KO |
| TC35361 | 25.0 | 12.0 | 12.8 | 6.0 | 11.2 | 44 | 10103091SH185 | |
| TC35362 | 18.8 | 11.4 | 13.0 | 6.3 | 9.3 | 21 | 10103091SH115 | 7 |
| TC35363 | 22.4 | 14.5 | 16.0 | 7.9 | 14.5 | 38 | 10103091SH117 | 9 |
| TC35364 | 30.2 | 17.9 | 19.5 | 8.9 | 11.9 | 62 | 10103091SH117 | 10 |
| TC35365 | 34.3 | 20.4 | 22.6 | 10.3 | 17.1 | 89 | 10103091SH122 | 10 |
| TC35366 | 44.4 | 23.5 | 25.6 | 11.3 | 17.5 | 140 | 10103091SH122 | 12 |
| TC35367 | 63.8 | 27.0 | 27.8 | 8.9 | 14.1 | 175 | 10103091SH143 | |
| TC35367N | 63.8 | 27.0 | 27.8 | 8.9 | 14.1 | 175 | 10103091SH143 | |
| TC35368 | 78.1 | 42.6 | 43.8 | 20.5 | 29.6 | 471 | 10103091SH145 | |



Double Throw NEMA Type 1

Double Throw, NEMA Type 3R TC Approximate Dimensions in inches

| Product Number | Dimension H | Dimension W (Box) | Dimension W ₂ (W/ Handle) | Dimension D (Box) | Dimension D ₂ (W/ Handle) | Weight (lbs) | Drawing # | KO Figure Number |
|----------------|-------------|-------------------|--------------------------------------|-------------------|--------------------------------------|--------------|---------------|------------------|
| TC10323R | 15.1 | 7.2 | 8.2 | 5.2 | 8.5 | 10 | 10103091SH131 | 15 |
| TC10324R | 30.2 | 13.3 | 16.8 | 8.5 | 12.1 | 38 | 10103091SH131 | 13 |
| TC10424R | 30.2 | 13.3 | 16.8 | 8.5 | 12.1 | 38 | 10103091SH131 | 13 |
| TC35321R | 19.8 | 10.4 | 12.3 | 5.2 | 10.3 | 14 | 10103091SH126 | |
| TC35322R | 20.8 | 11.4 | 13.3 | 6.3 | 11.4 | 19 | 10103091SH126 | |
| TC35323R | 22.9 | 14.4 | 16.6 | 7.9 | 14.5 | 35 | 10103091SH125 | |
| TC35324R | 30.6 | 17.9 | 19.6 | 8.9 | 1.9 | 54 | 10103091SH125 | |
| TC35325R | 34.8 | 24.4 | 27.3 | 10.3 | 17.3 | 98 | 10103091SH143 | |
| TC35326R | 63.8 | 23.7 | 24.5 | 8.9 | 14.1 | 175 | 10103091SH143 | |
| TC35327R | 63.8 | 27.0 | 27.8 | 8.9 | 14.1 | 175 | 10103091SH143 | |
| TC35327RN | 63.8 | 27.0 | 27.8 | 8.9 | 14.1 | 175 | 10103091SH143 | |
| TC35328R | 78.1 | 42.6 | 43.8 | 20.5 | 29.6 | 473 | 10103091SH145 | No KO |
| TC35361R | 25.0 | 12.0 | 12.8 | 6.0 | 11.2 | 44 | 10103091SH185 | |
| TC35362R | 20.8 | 11.4 | 13.3 | 6.3 | 11.4 | 21 | 10103091SH126 | |
| TC35363R | 22.9 | 14.4 | 16.6 | 7.9 | 14.5 | 39 | 10103091SH125 | |
| TC35364R | 30.6 | 17.9 | 19.6 | 8.9 | 1.9 | 62 | 10103091SH125 | |
| TC35365R | 54.3 | 22.7 | 23.5 | 7.3 | 12.5 | 140 | 10103091SH143 | |
| TC35366R | 63.8 | 23.7 | 24.5 | 8.9 | 14.1 | 175 | 10103091SH143 | |
| TC35367R | 63.8 | 27.0 | 27.8 | 8.9 | 14.1 | 175 | 10103091SH143 | |
| TC35367RN | 63.8 | 27.0 | 27.8 | 8.9 | 14.1 | 175 | 10103091SH143 | |
| TC35368R | 78.1 | 42.6 | 43.8 | 20.5 | 29.6 | 473 | 10103091SH145 | |



Double Throw NEMA Type 3R



Safety Switches Enclosure Dimensions

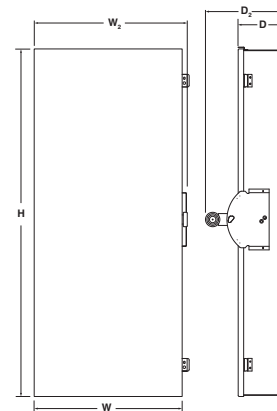
Spec-Setter™ Safety Switches

TDT and TC, NEMA Type 1, 3R and 4X Enclosures

Section 4

Double Throw, NEMA Type 1 TDT Approximate Dimensions in inches

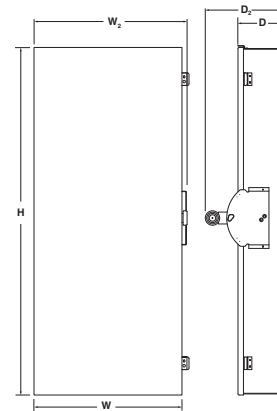
| Product Number | Dimension H | Dimension W (Box) | Dimension W ₂ (W/ Handle) | Dimension D (Box) | Dimension D ₂ (W/ Handle) | Weight (lbs) | Drawing # | KO Figure Number |
|----------------|-------------|-------------------|--------------------------------------|-------------------|--------------------------------------|--------------|---------------|------------------|
| TDT3321 | 37.0 | 12.0 | 12.8 | 8.3 | 11.2 | 47 | 10103091SH137 | No KO |
| TDT3322 | 37.0 | 12.0 | 12.8 | 8.3 | 11.2 | 43 | 10103091SH137 | |
| TDT3323 | 37.0 | 12.0 | 12.8 | 8.3 | 11.2 | 48 | 10103091SH137 | |
| TDT3324 | 51.4 | 19.2 | 19.9 | 6.1 | 11.3 | 159 | 10103091SH138 | |
| TDT3325 | 74.7 | 25.3 | 26.2 | 8.9 | 14.1 | 163 | 10103091SH139 | |
| TDT3326 | 86.1 | 27.4 | 28.3 | 8.9 | 14.1 | 341 | 10103091SH139 | |
| TDT3327 | 58.9 | 28.1 | 29.3 | 20.5 | 25.6 | 275 | 10103091SH147 | |
| TDT3328 | 78.1 | 42.6 | 43.8 | 20.5 | 29.6 | 501 | 10103091SH146 | |
| TDT3361 | 37.0 | 12.0 | 12.8 | 8.3 | 11.2 | 42 | 10103091SH137 | |
| TDT3362 | 37.0 | 12.0 | 12.8 | 8.3 | 11.2 | 43 | 10103091SH137 | |
| TDT3363 | 37.0 | 12.0 | 12.8 | 8.3 | 11.2 | 62 | 10103091SH137 | |
| TDT3364 | 51.4 | 27.6 | 28.6 | 8.8 | 16.2 | 102 | 10103091SH138 | |
| TDT3365 | 74.7 | 25.3 | 26.2 | 8.9 | 14.1 | 274 | 10103091SH139 | |
| TDT3366 | 58.9 | 28.1 | 29.3 | 20.5 | 25.6 | 278 | 10103091SH144 | |
| TDT3367 | 58.9 | 28.1 | 29.3 | 20.5 | 25.6 | 278 | 10103091SH145 | |
| TDT3368 | 78.1 | 42.6 | 43.8 | 20.5 | 29.6 | 501 | 10103091SH146 | |



Double Throw NEMA Type 1

Double Throw, NEMA Type 3R TDT Approximate Dimensions in inches

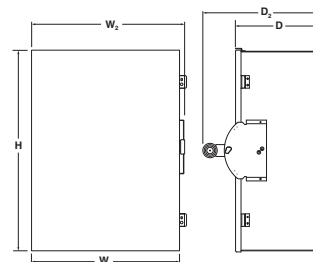
| Product Number | Dimension H | Dimension W (Box) | Dimension W ₂ (W/ Handle) | Dimension D (Box) | Dimension D ₂ (W/ Handle) | Weight (lbs) | Drawing # | KO Figure Number |
|----------------|-------------|-------------------|--------------------------------------|-------------------|--------------------------------------|--------------|---------------|------------------|
| TDT3321R | 37.0 | 12.0 | 12.8 | 8.3 | 11.2 | 47 | 10103091SH137 | No KO |
| TDT3322R | 37.0 | 12.0 | 12.8 | 8.3 | 11.2 | 47 | 10103091SH137 | |
| TDT3323R | 37.0 | 12.0 | 12.8 | 8.3 | 11.2 | 62 | 10103091SH137 | |
| TDT3324R | 51.4 | 27.6 | 28.6 | 8.8 | 16.2 | 159 | 10103091SH138 | |
| TDT3325R | 74.8 | 26.3 | 24.5 | 8.8 | 14.1 | 230 | 10103091SH143 | |
| TDT3326R | 58.9 | 28.1 | 29.3 | 20.5 | 25.6 | 320 | 10103091SH144 | |
| TDT3327R | 58.9 | 28.1 | 29.3 | 20.5 | 25.6 | 276 | 10103091SH147 | |
| TDT3328R | 78.1 | 42.6 | 43.8 | 20.5 | 29.6 | 503 | 10103091SH146 | |
| TDT3361R | 37.0 | 12.0 | 12.8 | 6.0 | 11.9 | 44 | 10103091SH185 | |
| TDT3362R | 37.0 | 12.0 | 12.8 | 6.0 | 11.9 | 44 | 10103091SH185 | |
| TDT3363R | 37.0 | 12.0 | 12.8 | 8.3 | 11.2 | 49 | 10103091SH137 | |
| TDT3364R | 51.4 | 27.6 | 28.6 | 8.8 | 16.2 | 160 | 10103091SH138 | |
| TDT3365R | 74.8 | 26.3 | 24.5 | 8.8 | 14.1 | 230 | 10103091SH143 | |
| TDT3366R | 58.9 | 28.1 | 29.3 | 20.5 | 25.6 | 278 | 10103091SH144 | |
| TDT3367R | 58.9 | 28.1 | 29.3 | 20.5 | 25.6 | 278 | 10103091SH147 | |
| TDT3368R | 78.1 | 42.6 | 43.8 | 20.5 | 29.6 | 503 | 10103091SH146 | |



Double Throw NEMA Type 3R

Double Throw, NEMA Type 4X (304 Stainless) TC Approximate Dimensions in inches

| Product Number | Dimension H | Dimension W (Box) | Dimension W ₂ (W/ Handle) | Dimension D (Box) | Dimension D ₂ (W/ Handle) | Weight (lbs) | Drawing # | KO Figure Number |
|----------------|-------------|-------------------|--------------------------------------|-------------------|--------------------------------------|--------------|---------------|------------------|
| TC35361SS | 25.7 | 11.9 | 12.7 | 5.5 | 11.4 | 60 | 10103091SH150 | No KO |
| TC35362SS | 25.7 | 11.9 | 12.7 | 5.5 | 11.4 | 60 | 10103091SH150 | |
| TC35363SS | 25.7 | 11.9 | 12.7 | 5.5 | 11.4 | 60 | 10103091SH150 | |
| TC35364SS | 39.8 | 19.6 | 20.3 | 6.5 | 11.7 | 105 | 10103091SH186 | |
| TC35365SS | 37.9 | 19.6 | 20.3 | 6.5 | 14.1 | 185 | 10103091SH149 | |
| TC35366SS | 67.0 | 24.1 | 25.3 | 9.0 | 14.0 | 195 | 10103091SH188 | |
| TC35367SS | 63.3 | 27.4 | 28.4 | 8.9 | 14.1 | 230 | 10103091SH187 | |



Double Throw NEMA Type 4X

Double Throw, NEMA Type 4X (304 Stainless) TDT Approximate Dimensions in inches

| Product Number | Dimension H | Dimension W (Box) | Dimension W ₂ (W/ Handle) | Dimension D (Box) | Dimension D ₂ (W/ Handle) | Weight (lbs) | Drawing # | KO Figure Number |
|----------------|-------------|-------------------|--------------------------------------|-------------------|--------------------------------------|--------------|---------------|------------------|
| TDT3361SS | 38.8 | 12.0 | 12.8 | 5.5 | 11.4 | 45 | 10103091SH148 | No KO |
| TDT3362SS | 38.8 | 12.0 | 12.8 | 5.5 | 11.4 | 45 | 10103091SH148 | |
| TDT3363SS | 38.8 | 12.0 | 12.8 | 5.5 | 11.4 | 45 | 10103091SH148 | |
| TDT3364SS | 53.3 | 19.6 | 20.3 | 6.5 | 11.6 | 100 | 10103091SH142 | |
| TDT3365SS | 37.9 | 19.6 | 20.3 | 6.5 | 14.1 | 260 | 10103091SH149 | |



Accessories and Lug Sizes: See pages 2-25 to 2-30
Outlines, Dimensions and Knockouts: See pages 2-31 to 2-39

Safety Switches Enclosure Dimensions

Spec-Setter™ Safety Switches
TG, TH, TC, NEMA Type 1, 3R Enclosures

Dimensions-Knockouts

| Symbol | A | B | C | D | E | F | G | H | J | K | L | M | N |
|-----------------------|------|-----|-----|-----|-------|-------|-----|-------|-------|-------|-------|-------|-------|
| Conduit Size (Inches) | 9/32 | 1/2 | 1/2 | 1/2 | 1/2 | 1/2 | 3/4 | 3/4 | 1 | 1 | 2 | 2 | 2 1/2 |
| | - | - | 3/4 | 3/4 | 3/4 | 3/4 | 1 | 1 | 1 1/4 | 1 1/2 | 2 1/2 | 2 1/2 | 3 |
| | - | - | - | 1 | 1 | 1 | - | 1 1/4 | 1 1/2 | 2 | 3 | 3 | - |
| | - | - | - | - | 1 1/4 | 1 1/2 | - | 1 1/2 | 2 | 2 1/2 | - | 3 1/2 | - |

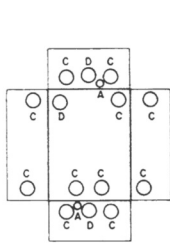


Figure 1

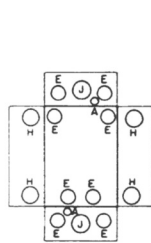


Figure 2

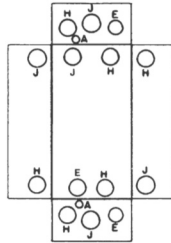


Figure 3

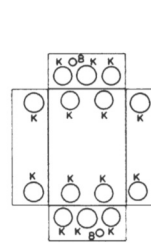


Figure 4

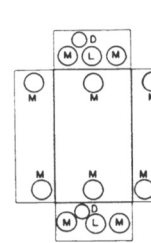


Figure 5

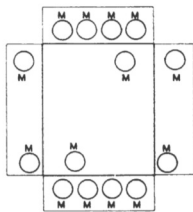


Figure 6

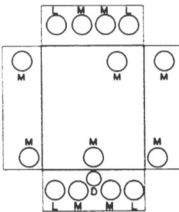


Figure 7

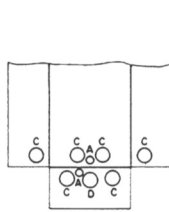


Figure 8

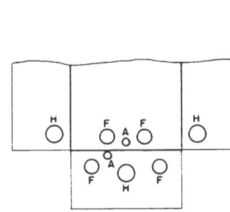


Figure 9

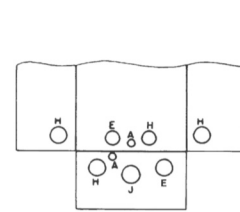


Figure 10

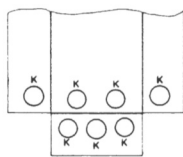


Figure 11

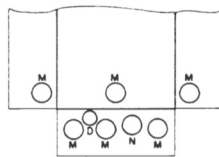


Figure 12

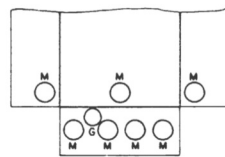


Figure 13

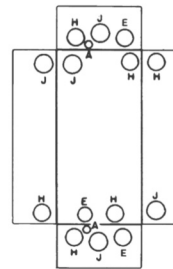


Figure 14

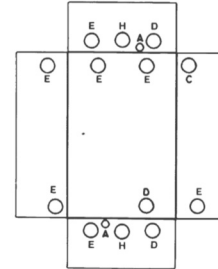


Figure 15

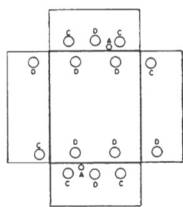


Figure 16

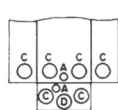


Figure 17

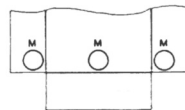


Figure 18

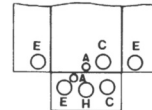


Figure 19

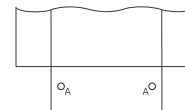


Figure 20



Safety Switches Enclosure Dimensions

Spec-Setter™ Safety Switches

TG, TH and TS, NEMA Type 1 and 3R Enclosures

Section 4

For additional information on GE safety switches,
please visit the Publication Library at www.geindustrial.com
to view and download the following resources:

| Pub. Number | Title |
|-------------|--|
| GEA-12144 | Spec Setter Safety Switches |
| DET-842 | Stainless Steel Safety Switches Sealed Tight - Latch It! |
| DEE-576 | General Duty Safety Switches |
| DEQ-219 | GE's Side-Swing Safety Switches |
| DET-843 | GE Residential Products and Solutions |
| DEA-464 | Small Projects Same Day Flyer |
| DET-651 | Small Projects Selection Guide |

