



# ***Steel Electric***

**P R O D U C T S**

## CONDUIT & CABLE FITTINGS



CHANNELING ELECTRICITY SAFELY

# Table of Contents



<b>RIGID-IMC FITTINGS</b>	<b>1</b>
<b>EMT FITTINGS</b>	<b>47</b>
<b>LIQUIDTIGHT FITTINGS</b>	<b>72</b>
<b>AC - MC - FLEX FITTINGS</b>	<b>80</b>
<b>NM CABLE FITTINGS</b>	<b>97</b>
<b>CORD GRIP FITTINGS</b>	<b>101</b>
<b>GROUNDING FITTINGS</b>	<b>105</b>
<b>CLAMP AND HANGER FITTINGS</b>	<b>108</b>
<b>SERVICE ENTRANCE FITTINGS</b>	<b>112</b>
<b>MISCELLANEOUS FITTINGS</b>	<b>122</b>
<b>INDEX BY CATALOG NUMBER</b>	<b>i</b>
<b>ALPHABETICAL INDEX</b>	<b>x</b>
<b>GENERAL INFORMATION</b>	<b>xiv</b>

# General Information

## TERMS:

Upon approved credit, the following terms will apply: 2% Cash Discount, 10<sup>th</sup> proximo, Net 30 days, Invoices dated 1<sup>st</sup> to 25<sup>th</sup> of month inclusive are payable on the 10<sup>th</sup> of the following month. Invoices dated 26<sup>th</sup> to 31<sup>st</sup> inclusive are considered for cash discount purposes, as being dated the first day of the following month and are payable the day after the cash discount date with no cash discount allowed. Cash discount does not apply to freight charges invoiced separately. Invoices bear the date that order is shipped.

## PRICING:

Prices are subject to change without notice. Any written quotations for specific quantities on items will be protected (30) days from the date of quotation. Any orders placed upon these specified quotations after the 30 day period will be subject to re-negotiation by the factory in Brooklyn, New York and will not necessarily be protected.

## RETURNED GOODS & CLAIMS:

Approval to return material for credit or replacement will only be made by the factory office in Brooklyn, New York. No material for return will be accepted without a Return Goods Authorization. No cash refunds will be allowed. Credit will be issued in the form of material credit only. A 20% restocking charge will be imposed on returns due to customer error. All returns must be currently cataloged items in unused resalable condition. Returns must be in Standard packaging and no broken cartons will be accepted. The Return Goods Authorization (RGA) form must contain dates, quantities, order number and invoice number, and reason for return. Material purchased more than 12 months prior to return will be credited at the purchase price, less a restocking, handling and clerical expense charge of 20% or more. Material proven defective to the satisfaction of the Steel Electric Products Co. may be returned in unopened cartons freight collect at no restocking charge.

## WARRANTY:

STEEL ELECTRIC PRODUCTS CO., INC. (SEPCO FITTINGS) are carefully inspected. However, it is impossible to detect all imperfections. Therefore, our guarantee is limited to replacement of any material proven to be defective that has been called to our attention within 30 days after being received by the original purchaser. Under no circumstances will we be held responsible for any damages beyond the price of material.

## UL CSA:

Information available upon request.

STEEL ELECTRIC PRODUCTS CO., INC. (SEPCO FITTINGS) are generally designed to comply with the following federal specifications: W-F 406C, W-F 408D, and W-C 586C, Conduit Fittings UL514B.

## EDI SERVICES:

STEEL ELECTRIC PRODUCTS CO., INC. (SEPCO FITTINGS) is fully computerized and has the capability of offering you EDI services.

## GENERAL INFORMATION:

STEEL ELECTRIC PRODUCTS CO., INC. (SEPCO FITTINGS) DCI/UPC Identification Number is 785994 (formerly NAED Vendor Number). Individual product identification numbers are listed in the Index and Standard Package Price Guide. Packaging weights shown herein are approximate and can be used as a guide for shipping purposes. Pricing shown within are subject to change without notice.



For more information  
Visit our Website: [www.sepco-usa.com](http://www.sepco-usa.com)

Steel Electric Products Company, Inc.  
6301 New Utrecht Avenue  
Brooklyn, New York 11219-5496

Telephone: 718.259.6100

**1.800.626.1223**

Fax: 718.331.1874



Production, Maintenance  
and Service Employees' Union - Local 3  
Affiliated with I.U.A.N. and P.W.A.F.L.-C.I.O.



(718) 259-6100 • Fax: (718) 331-1874 • 1-800-626-1223  
[www.sepco-usa.com](http://www.sepco-usa.com)



# FS and FD Device Boxes

## For Threaded Rigid Conduit and IMC

### Application:

Accommodates wiring devices and provides opening to splice, tap or pull conductors.

### Features:


- Tapered threaded hubs (NPT) with integral bushing
- Internal grounding screw
- Suitable for use in wet locations when used with gasketed covers
- Surface mounting lugs

### Standard Materials:

Malleable Iron

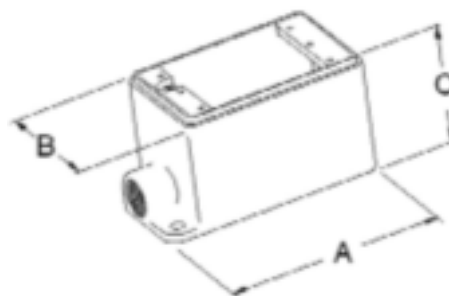
### Standard Finish:

Zinc Plated

 UL Listed:  
E208392



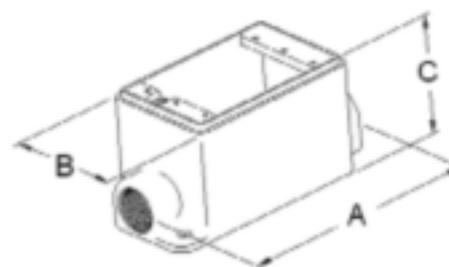
TYPE FD-50



CATALOG NUMBER	TRADE SIZE	DIM A	DIM B	DIM C	UNIT PACK	STANDARD PACK	WEIGHT (LBS.) PER 100 PCS.	NAED MFG #78-5994 UPC/DCI #
FS-50	1/2"	5.250	2.938	2.125	1	5	221	90116
FS-75	3/4"	5.250	2.938	2.125	1	5	233	90117
FS-100	1"	5.250	2.938	2.125	1	5	242	90118
FD-50	1/2"	5.250	3.000	2.875	1	5	272	90119
FD-75	3/4"	5.250	3.000	2.875	1	5	278	90120
FD-100	1"	5.250	3.000	2.875	1	5	283	90121



TYPE FSC-50



CATALOG NUMBER	TRADE SIZE	DIM A	DIM B	DIM C	UNIT PACK	STANDARD PACK	WEIGHT (LBS.) PER 100 PCS.	NAED MFG #78-5994 UPC/DCI #
FSC-50	1/2"	6.063	2.938	2.125	1	5	234	90122
FSC-75	3/4"	6.063	2.938	2.125	1	5	240	90123
FSC-100	1"	6.063	2.938	2.125	1	5	250	90124
FDC-50	1/2"	6.063	3.000	2.875	1	5	293	90125
FDC-75	3/4"	6.063	3.000	2.875	1	5	305	90126
FDC-100	1"	6.063	3.000	2.875	1	5	313	90127

# FS and FD Device Box Covers



**Features:**

- Blank cover with gasket for enclosing splices and taps where device is not used
- For square handle general use snap or toggle switches-guarded
- For standard and 3-pole, 2 wire grounding type duplex convenience receptacles
- Each cover individually bagged and supplied with screws


**Standard Materials:**

Steel

**Standard Finish:**

Zinc Plated

**UL Listed:**  
E208392



CATALOG NUMBER	TYPE	UNIT PACK	STANDARD PACK	WEIGHT (LBS.) PER 100 OPCS.	NAED MFG #78-5994 UPC/DCI #
FSFDCS1	Blank	5	50	18	10110
FSFDCS2	Toggle Switch	5	50	17	10111
FSFDCS3	Duplex Receptacle	5	50	14	10112
FSFDCS4	Ground Fault Interrupter (GFI)	5	50	13	10113


**Standard Materials:**

Malleable Iron

**Standard Finish:**

Zinc Plated

**UL Listed:**  
E208392



CATALOG NUMBER	TYPE	UNIT PACK	STANDARD PACK	WEIGHT (LBS.) PER 100 OPCS.	NAED MFG #78-5994 UPC/DCI #
FSFDCM1	Blank	5	50	56	10114
FSFDCM2	Toggle Switch	5	50	63	10115
FSFDCM3	Duplex Receptacle	5	50	54	10116

**Standard Materials:**

Neoprene Rubber

**UL Listed:**  
E208392

CATALOG NUMBER	TYPE	UNIT PACK	STANDARD PACK	WEIGHT (LBS.) PER 100 OPCS.	NAED MFG #78-5994 UPC/DCI #
FSFDCG	Gasket	10	100	3	10117

# Malleable Iron Threaded Conduit Bodies

## For Threaded Rigid Conduit and IMC

### Application:

To provide access to conductors for pulling, splicing, and maintenance. Threaded for rigid conduit and IMC.

### Features:

- Tapered threaded hubs (NPT)
- Flat back design for easy mounting close to walls
- Suitable for use in concrete

### Standard Materials:

Malleable Iron

### Standard Finish:

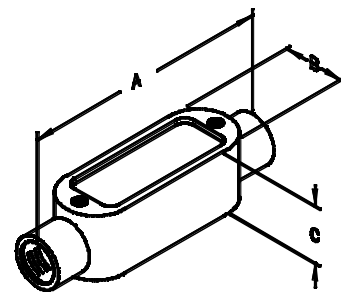
Zinc Plated and Aluminum Enameled

### UL Listed:

E121488



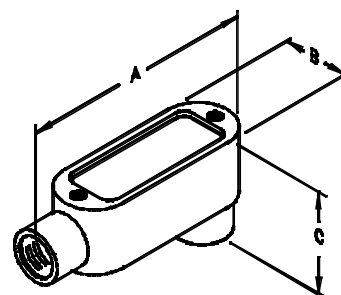
Type C1



CATALOG NUMBER	TRADE SIZE	DIM A	DIM B	DIM C	MAXIMUM WIRE SIZE	VOL. CU. IN.	UNIT PACK	STANDARD PACK	WEIGHT (LBS.) PER 100 PCS.	NAED MFG #78-5994 UPC/DCI #
<b>C TYPE</b>										
C1	1/2"	5.375	1.313	1.375	N/A	4.50	10	50	98	43010
C2	3/4"	6.000	1.500	1.688	3 #6 AWG	7.50	10	50	118	43020
C3	1"	7.063	1.813	1.875	3 #4 AWG	12.50	5	25	170	43030
C4	1-1/4"	9.000	2.625	2.750	3 #2 AWG	32.30	-	10	309	43040
C5	1-1/2"	9.000	2.625	2.813	3 #1/0 AWG	35.30	-	10	368	43050
C6	2"	11.500	3.125	3.313	3 #4/0 AWG	73.00	-	5	553	43060
C7	2-1/2"	15.000	4.313	3.875	3 #250 MCM	138.00	-	1	1216	43070
C8	3"	15.125	4.313	4.750	3 #250 MCM	170.00	-	1	1437	43080
C9	3-1/2"	18.125	4.875	5.625	3 #350 MCM	300.00	-	1	2210	43090
C10	4"	18.125	4.875	5.625	3 #350 MCM	328.00	-	1	2321	43100



Type LB1



CATALOG NUMBER	TRADE SIZE	DIM A	DIM B	DIM C	MAXIMUM WIRE SIZE	VOL. CU. IN.	UNIT PACK	STANDARD PACK	WEIGHT (LBS.) PER 100 PCS.	NAED MFG #78-5994 UPC/DCI #
<b>LB TYPE</b>										
LB1	1/2"	4.688	1.313	2.063	N/A	4.50	10	50	71	40011
LB2	3/4"	5.375	1.500	2.250	3 #6 AWG	7.50	10	50	97	40021
LB3	1"	6.188	1.813	2.625	3 #4 AWG	12.50	5	25	143	40031
LB4	1-1/4"	8.125	2.625	2.750	3 #2 AWG	32.30	-	10	287	40041
LB5	1-1/2"	8.125	2.625	2.813	3 #1/0 AWG	35.30	-	10	332	40051
LB6	2"	10.500	3.125	4.438	3 #4/0 AWG	73.00	-	5	534	40061
LB7	2-1/2"	13.625	4.313	5.375	3 #350 AWG	138.00	-	1	1105	40071
LB8	3"	13.875	4.313	5.875	3 #350 AWG	170.00	-	1	1160	40081
LB9	3-1/2"	16.250	5.625	6.875	3 #500 MCM	300.00	-	1	1989	40091
LB10	4"	16.625	5.625	7.188	3 #500 MCM	328.00	-	1	2100	40101

# Malleable Iron Threaded Conduit Bodies

## For Threaded Rigid Conduit and IMC

**Application:**

To provide access to conductors for pulling, splicing, and maintenance. Threaded for rigid conduit and IMC.

**Features:**


- Tapered threaded hubs (NPT)
- Flat back design for easy mounting close to walls
- Suitable for use in concrete

**Standard Materials:**

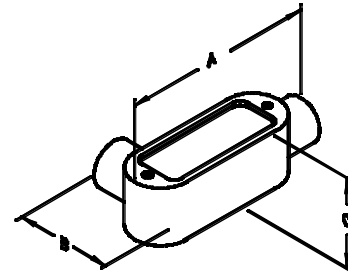
Malleable Iron

**Standard Finish:**

Zinc Plated and Aluminum Enameled



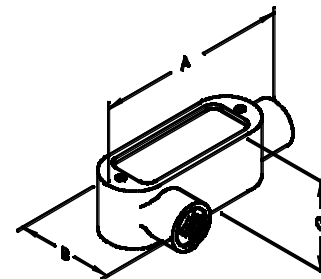
Type LL1



CATALOG NUMBER	TRADE SIZE	DIM A	DIM B	DIM C	MAXIMUM WIRE SIZE	VOL. CU. IN.	UNIT PACK	STANDARD PACK	WEIGHT (LBS.) PER 100 PCS.	NAED MFG #78-5994 UPC/DCI #
<b>LL TYPE</b>										
LL1	1/2"	4.688	2.063	1.375	N/A	4.50	10	50	76	41011
LL2	3/4"	5.375	2.250	1.688	3 #6 AWG	7.50	10	50	95	41021
LL3	1"	6.188	2.625	1.875	3 #4 AWG	12.50	5	25	138	41031
LL4	1-1/4"	8.125	2.750	2.750	3 #2 AWG	32.30	-	10	309	41041
LL5	1-1/2"	8.125	3.500	2.813	3 #1/0 AWAG	35.30	-	10	332	41051
LL6	2"	10.500	4.125	3.313	3 #4/0 AWG	73.00	-	5	497	41061
LL7	2-1/2"	13.625	4.688	3.875	3 #300 MCM	138.00	-	1	1105	41071
LL8	3"	13.875	5.875	4.750	3 #350 MCM	170.00	-	1	1437	41081
LL9	3-1/2"	16.250	6.125	5.625	3 #350 MCM	300.00	-	1	2321	41091
LL10	4"	16.250	6.938	5.625	3 #350 MCM	328.00	-	1	2431	41101



Type LR1



CATALOG NUMBER	TRADE SIZE	DIM A	DIM B	DIM C	MAXIMUM WIRE SIZE	VOL. CU. IN.	UNIT PACK	STANDARD PACK	WEIGHT (LBS.) PER 100 PCS.	NAED MFG #78-5994 UPC/DCI #
<b>LR TYPE</b>										
LR1	1/2"	4.688	2.063	1.375	N/A	4.50	10	50	71	42011
LR2	3/4"	5.375	2.250	1.688	3 #6 AWG	7.50	10	50	100	42021
LR3	1"	6.188	2.625	1.875	3 #4 AWG	12.50	5	25	157	42031
LR4	1-1/4"	8.125	2.750	2.750	3 #2 AWG	32.30	-	10	332	42041
LR5	1-1/2"	8.125	2.813	2.813	3 #1/0 AWAG	35.30	-	10	345	42051
LR6	2"	10.500	4.438	3.313	3 #4/0 AWG	73.00	-	5	626	42061
LR7	2-1/2"	13.625	5.375	3.875	3 #300 MCM	138.00	-	1	1105	42071
LR8	3"	13.875	5.875	4.750	3 #350 MCM	170.00	-	1	1437	42081
LR9	3-1/2"	16.250	6.875	5.625	3 #350 MCM	300.00	-	1	2321	42091
LR10	4"	16.625	7.188	5.625	3 #350 MCM	328.00	-	1	2500	42101

# Malleable Iron Threaded Conduit Bodies

## For Threaded Rigid Conduit and IMC

**Application:**

To provide access to conductors for pulling, splicing, and maintenance. Threaded for rigid conduit and IMC.

**Features:**

- Tapered threaded hubs (NPT)
- Flat back design for easy mounting close to walls
- Suitable for use in concrete

**Standard Materials:**

Malleable Iron

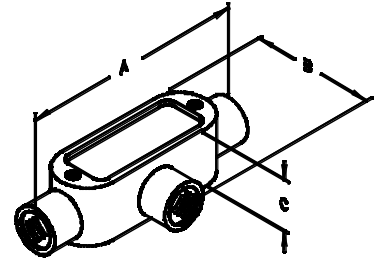
**Standard Finish:**

Zinc Plated and Aluminum Enameled

 **UL Listed:**  
E121488



Type T1



CATALOG NUMBER	TRADE SIZE	DIM A	DIM B	DIM C	MAXIMUM WIRE SIZE	VOL. CU. IN.	UNIT PACK	STANDARD PACK	WEIGHT (LBS.) PER 100 PCS.	NAED MFG #78-5994 UPC/DCI #
<b>T TYPE</b>										
T1	1/2"	5.375	2.063	1.313	N/A	6.00	10	50	111	44011
T2	3/4"	6.000	2.250	1.500	3 #6 AWG	9.50	10	50	137	44021
T3	1"	7.063	2.625	1.813	3 #4 AWG	15.00	5	25	195	44031
T4	1-1/4"	9.000	2.750	2.625	3 #2 AWG	33.00	-	10	332	44041
T5	1-1/2"	9.000	3.500	2.625	3 #2 AWG	36.00	-	10	368	44051
T6	2"	11.500	4.125	3.125	3 #1/0 AWG	75.00	-	5	663	44061
T7	2-1/2"	15.000	5.688	4.313	3 #4/0 AWG	138.00	-	1	1271	44071
T8	3"	15.125	5.875	4.313	3 #4/0 AWG	170.00	-	1	1547	44081
T9	3-1/2"	18.125	6.813	4.875	3 #350 MCM	300.00	-	1	2542	44091
T10	4"	18.125	7.188	4.875	3 #350 MCM	328.00	-	1	2542	44101



# Aluminum Threaded Conduit Bodies

## For Threaded Rigid Conduit and IMC

**Application:**

To provide access to conductors for pulling, splicing, and maintenance. Threaded for rigid conduit and IMC

**Features:**

- Tapered threaded hubs (NPT)
- Raintight when used with gasketed covers
- Die cast from high-strength, corrosion and weather resistant, copper-free aluminum alloy.
- Flat back design for easy mounting close to walls

**Standard Materials:**

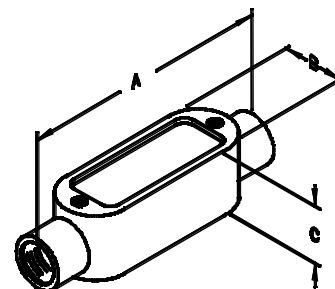
1/2" - 2"  
Die cast/Copper-free Aluminum  
2-1/2" - 4"  
Sand-cast/Copper-free Aluminum

**Standard Finish:**

Aluminum Enameled



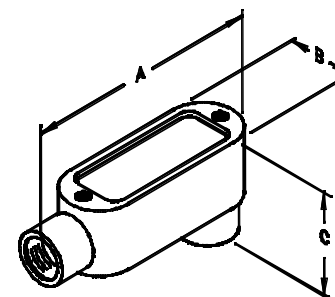
Type C1A



CATALOG NUMBER	TRADE SIZE	DIM A	DIM B	DIM C	MAXIMUM WIRE SIZE	VOL. CU. IN	UNIT PACK	STANDARD PACK	WEIGHT (LBS.) PER 100 PCS.	NAED MFG #78-5994 UPC/DCI #
<b>C TYPE</b>										
C1A	1/2"	4.69	1.38	1.31	N/A	4.35	10	50	21	43015
C2A	3/4"	5.50	1.56	1.63	3 #6 AWG	7.30	10	50	33	43025
C3A	1"	6.48	1.88	1.88	3 #4 AWG	12.20	5	25	46	43035
C4A	1-1/4"	8.31	2.50	2.50	3 #2 AWG	33.50	-	10	82	43045
C5A	1-1/2"	8.38	2.50	2.50	3 #1/0 AWAG	33.50	-	10	85	43055
C6A	2"	10.31	3.38	3.38	3 #4/0 AWG	69.50	-	5	188	43065
C7A	2-1/2"	13.12	4.50	4.00	3 #250 MCM	69.50	-	1	325	43075
C8A	3"	13.19	4.56	4.56	3 #250 MCM	188.00	-	1	399	43085
C9A	3-1/2"	16.12	5.69	5.63	3 #300 MCM	307.00	-	1	975	43095
C10A	4"	16.12	5.69	5.63	3 #300 MCM	309.00	-	1	875	43105



Type LB1A



CATALOG NUMBER	TRADE SIZE	DIM A	DIM B	DIM C	MAXIMUM WIRE SIZE	VOL. CU. IN	UNIT PACK	STANDARD PACK	WEIGHT (LBS.) PER 100 PCS.	NAED MFG #78-5994 UPC/DCI #
<b>LB TYPE</b>										
LB1A	1/2"	4.31	1.31	2.19	N/A	4.35	10	50	24	40015
LB2A	3/4"	5.06	1.56	2.44	3 #6 AWG	7.25	10	50	37	40025
LB3A	1"	5.87	1.75	2.75	3 #4 AWG	12.20	5	25	46	40035
LB4A	1-1/4"	7.81	2.50	3.44	3 #2 AWG	32.30	-	10	98	40045
LB5A	1-1/2"	7.81	2.50	3.44	3 #2 AWG	33.80	-	10	91	40055
LB6A	2"	10.06	3.12	4.31	3 #4/0 AWG	71.20	-	5	222	40065
LB7A	2-1/2"	12.81	4.50	5.31	3 #4/0 AWG	71.20	-	1	366	40075
LB8A	3"	12.81	4.50	5.94	3 #4/0 AWG	183.50	-	1	430	40085
LB9A	3-1/2"	15.62	5.56	7.06	3 #400 MCM	304.90	-	1	937	40095
LB10A	4"	15.62	5.56	7.06	3 #400 MCM	308.00	-	1	851	40106

# Aluminum Threaded Conduit Bodies

## For Threaded Rigid Conduit and IMC

### Application:

To provide access to conductors for pulling, splicing, and maintenance. Threaded for rigid conduit and IMC

### Features:

- Tapered threaded hubs (NPT)
- Raintight when used with gasketed covers
- Die cast from high-strength, corrosion and weather resistant, copper-free aluminum alloy.
- Flat back design for easy mounting close to walls

### Standard Materials:

1/2" - 2"

Die cast/Copper-free Aluminum


2-1/2" - 4"

Sand-cast/Copper-free

Aluminum

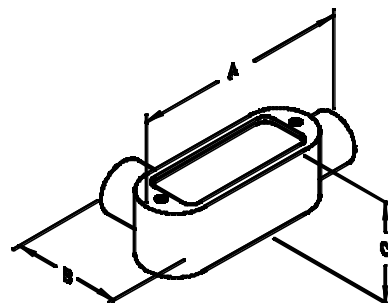
### Standard Finish:

Aluminum Enameled

 **UL Listed:**  
E198259



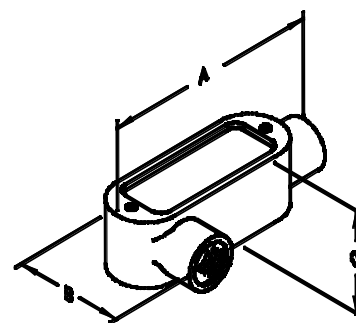
Type LL1A



CATALOG NUMBER	TRADE SIZE	DIM A	DIM B	DIM C	MAXIMUM WIRE SIZE	VOL. CU. IN	UNIT PACK	STANDARD PACK	WEIGHT (LBS.) PER 100 PCS.	NAED MFG #78-5994 UPC/DCI #
<b>LL TYPE</b>										
LL1A	1/2"	4.31	2.06	1.38	N/A	4.35	10	50	25	41015
LL2A	3/4"	5.06	2.25	1.63	3 #6 AWG	7.30	10	50	37	41025
LL3A	1"	5.87	2.63	1.88	3 #4 AWG	12.20	5	25	45	41035
LL4A	1-1/4"	7.81	3.63	2.50	3 #2 AWG	35.80	-	10	98	41045
LL5A	1-1/2"	7.81	3.63	2.50	3 #1/0 AWAG	35.80	-	10	92	41055
LL6A	2"	10.06	4.44	3.38	3 #4/0 AWG	69.70	-	5	245	41065
LL7A	2-1/2"	12.81	5.75	4.00	3 #300 MCM	69.70	-	1	388	41075
LL8A	3"	12.81	5.75	4.50	3 #350 MCM	186.00	-	1	439	41085
LL9A	3-1/2"	15.62	11.69	5.63	3 #350 MCM	306.00	-	1	924	41095
LL10A	4"	15.62	11.69	5.63	3 #350 MCM	308.00	-	1	882	41105



Type LR1A



CATALOG NUMBER	TRADE SIZE	DIM A	DIM B	DIM C	MAXIMUM WIRE SIZE	VOL. CU. IN	UNIT PACK	STANDARD PACK	WEIGHT (LBS.) PER 100 PCS.	NAED MFG #78-5994 UPC/DCI #
<b>LR TYPE</b>										
LR1A	1/2"	4.31	2.06	1.38	N/A	4.35	10	50	23	42015
LR2A	3/4"	5.06	2.25	1.63	3 #6 AWG	7.30	10	50	38	42025
LR3A	1"	5.87	2.63	1.88	3 #4 AWG	12.20	5	25	49	42035
LR4A	1-1/4"	7.81	3.63	2.50	3 #2 AWG	35.80	-	10	98	42045
LR5A	1-1/2"	7.81	3.63	2.50	3 #1/0 AWAG	35.80	-	10	94	42055
LR6A	2"	10.06	4.44	3.38	3 #4/0 AWG	69.70	-	5	254	42065
LR7A	2-1/2"	12.81	5.75	4.00	3 #300 MCM	69.70	-	1	366	42075
LR8A	3"	12.81	5.75	4.50	3 #350 MCM	186.00	-	1	406	42085
LR9A	3-1/2"	15.62	11.69	5.63	3 #350 MCM	306.00	-	1	928	42095
LR10A	4"	15.62	11.69	5.63	3 #350 MCM	308.00	-	1	902	42105

# Aluminum Threaded Conduit Bodies

## For Threaded Rigid Conduit and IMC

### Application:

To provide access to conductors for pulling, splicing, and maintenance. Threaded for rigid conduit and IMC

### Features:

- Tapered threaded hubs (NPT)
- Raintight when used with gasketed covers
- Die cast from high-strength, corrosion and weather resistant, copper-free aluminum alloy.
- Flat back design for easy mounting close to walls

### Standard Materials:


1/2" - 2"

Die cast/Copper-free Aluminum  
2-1/2" - 4"

Sand-cast/Copper-free  
Aluminum

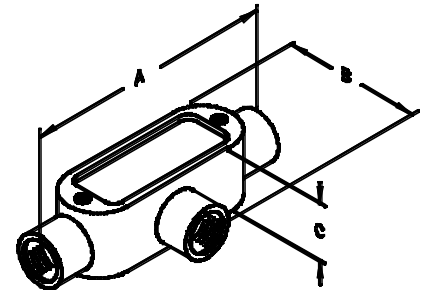
### Standard Finish:

Aluminum Enameled

 **UL Listed:**  
E198259



Type T1A



CATALOG NUMBER	TRADE SIZE	DIM A	DIM B	DIM C	MAXIMUM WIRE SIZE	VOL. CU. IN	UNIT PACK	STANDARD PACK	WEIGHT (LBS.) PER 100 PCS.	NAED MFG #78-5994 UPC/DCI #
<b>T TYPE</b>										
T1A	1/2"	4.75	2.06	1.38	N/A	4.35	10	50	23	44015
T2A	3/4"	5.56	2.25	1.63	3 #6 AWG	7.25	10	50	38	44025
T3A	1"	6.44	2.63	1.88	3 #4 AWG	12.20	5	25	53	44035
T4A	1-1/4"	8.25	3.56	2.50	3 #2 AWG	33.10	-	10	100	44045
T5A	1-1/2"	8.38	3.56	2.50	3 #1/0 AWG	33.10	-	10	98	44055
T6A	2"	10.69	4.38	3.13	3 #4/0 AWG	67.00	-	5	265	44065
T7A	2-1/2"	13.25	5.75	4.00	3 #4/0 AWG	67.00	-	1	375	44075
T8A	3"	13.25	5.75	4.50	3 #4/0 AWG	175.00	-	1	444	44085
T9A	3-1/2"	16.13	7.69	5.63	3 #400 MCM	298.00	-	1	1146	44095
T10A	4"	16.13	7.69	5.63	3 #400 MCM	300.00	-	1	1079	44105

# Aluminum Combination Conduit Bodies With Cover & Gasket

For Threaded Rigid Conduit, IMC and EMT

**Application:**

- Used with threaded rigid conduit, IMC, and EMT for providing access to the interior of a conduit system for pulling, splicing, inspection and maintenance.

**Features:**

- Assembled with slotted/Robertson combination screws.
- Assembled with neoprene gasket and stamped cover.
- Tapered threaded hubs (NPT).
- Die cast from high-strength, corrosion and weather resistant, copper-free aluminum alloy.
- Flat back design for easy mounting close to walls.
- Suitable for use in concrete.

**Standard Materials:**

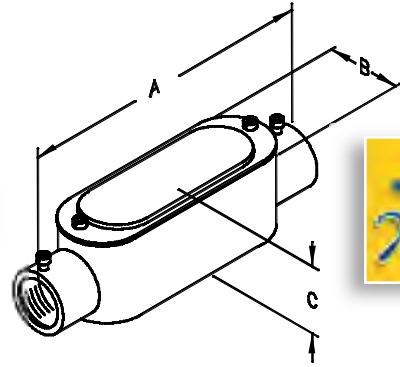
Die cast/Copper-free Aluminum

**Standard Finish:**

Aluminum Enameled



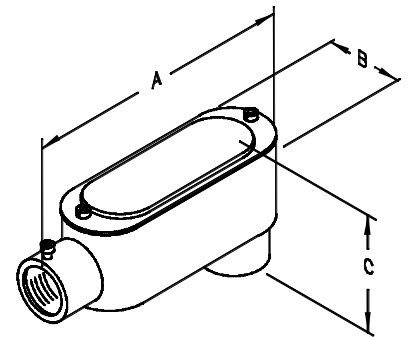
Type C1CA



CATALOG NUMBER	TRADE SIZE	DIM A	DIM B	DIM C	MAXIMUM WIRE SIZE	VOLUME CU. IN.	UNIT PACK	STANDARD PACK	WEIGHT (LBS.) PER 100 PCS.	NAED MFG #78-5994 UPC/DCI #
<b>C TYPE</b>										
C1CA	1/2"	4.69	1.38	1.56	N/A	4.35	10	50	28	64401
C2CA	3/4"	5.50	1.56	1.75	3 #6 AWG	7.30	10	50	41	64402
C3CA	1"	6.48	1.88	2.13	3 #4 AWG	12.20	5	25	56	64403
C4CA	1-1/4"	8.31	2.50	2.75	3 #2 AWG	33.50	-	10	101	64404
C5CA	1-1/2"	8.38	2.50	2.75	3 #1/0 AWG	33.50	-	10	104	64405
C6CA	2"	10.31	3.38	3.63	3 #4/0 AWG	69.50	-	5	220	64406



Type LB1CA



CATALOG NUMBER	TRADE SIZE	DIM A	DIM B	DIM C	MAXIMUM WIRE SIZE	VOLUME CU. IN.	UNIT PACK	STANDARD PACK	WEIGHT (LBS.) PER 100 PCS.	NAED MFG #78-5994 UPC/DCI #
<b>LB TYPE</b>										
LB1CA	1/2"	4.31	1.31	2.44	N/A	4.35	10	50	24	64101
LB2CA	3/4"	5.06	1.56	2.69	3 #6 AWG	7.25	10	50	37	64102
LB3CA	1"	5.87	1.75	3.00	3 #4 AWG	12.20	5	25	46	64103
LB4CA	1-1/4"	7.81	2.50	3.69	3 #2 AWG	32.30	-	10	98	64104
LB5CA	1-1/2"	7.81	2.50	3.69	3 #2 AWG	33.80	-	10	91	64105
LB6CA	2"	10.06	3.12	4.56	3 #4/0 AWG	71.20	-	5	222	64106

# Aluminum Combination Conduit Bodies With Cover & Gasket

For Threaded Rigid Conduit, IMC and EMT



**Application:**

- Used with threaded rigid conduit, IMC, and EMT for providing access to the interior of a conduit system for pulling, splicing, inspection and maintenance.

**Features:**

- Assembled with slotted/Robertson combination screws.
- Assembled with neoprene gasket and stamped cover.
- Tapered threaded hubs (NPT).
- Die cast from high-strength, corrosion and weather resistant, copper-free aluminum alloy.
- Flat back design for easy mounting close to walls.
- Suitable for use in concrete.

**Standard Materials:**

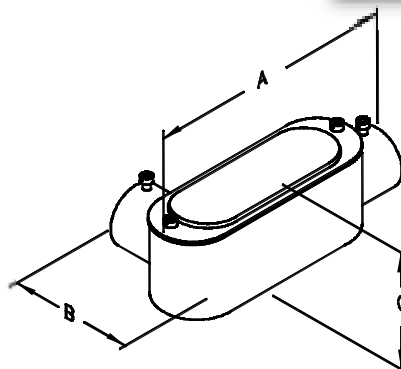
Die cast/Copper-free Aluminum

**Standard Finish:**

Aluminum Enameled



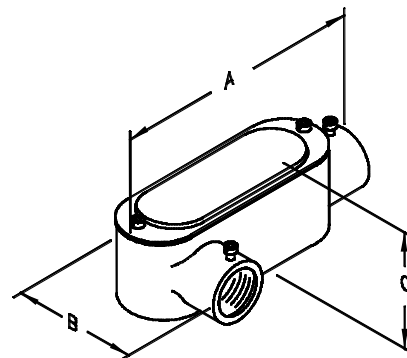
Type LL1CA



CATALOG NUMBER	TRADE SIZE	DIM A	DIM B	DIM C	MAXIMUM WIRE SIZE	VOL. CU. IN.	UNIT PACK	STANDARD PACK	WEIGHT (LBS.) PER 100 PCS.	NAED MFG #78-5994 UPC/DCI #
<b>LL TYPE</b>										
LL1CA	1/2"	4.31	2.06	1.63	N/A	4.35	10	50	25	64201
LL2CA	3/4"	5.06	2.25	1.88	3 #6 AWG	7.30	10	50	37	64202
LL3CA	1"	5.87	2.63	2.13	3 #4 AWG	12.20	5	25	45	64203
LL4CA	1-1/4"	7.81	3.63	2.75	3 #2 AWG	35.80	-	10	98	64204
LL5CA	1-1/2"	7.81	3.63	2.75	3 #1/0 AWG	35.80	-	10	92	64205
LL6CA	2"	10.06	4.44	3.63	3 #4/0 AWG	69.70	-	5	245	64206



Type LR1CA



CATALOG NUMBER	TRADE SIZE	DIM A	DIM B	DIM C	MAXIMUM WIRE SIZE	VOL. CU. IN.	UNIT PACK	STANDARD PACK	WEIGHT (LBS.) PER 100 PCS.	NAED MFG #78-5994 UPC/DCI #
<b>LR TYPE</b>										
LR1CA	1/2"	4.31	2.06	1.63	N/A	4.35	10	50	23	64301
LR2CA	3/4"	5.06	2.25	1.88	3 #6 AWG	7.30	10	50	38	64302
LR3CA	1"	5.87	2.63	2.13	3 #4 AWG	12.20	5	25	49	64303
LR4CA	1-1/4"	7.81	3.63	2.75	3 #2 AWG	35.80	-	10	98	64304
LR5CA	1-1/2"	7.81	3.63	2.75	3 #1/0 AWG	35.80	-	10	94	64305
LR6CA	2"	10.06	4.44	3.63	3 #4/0 AWG	69.70	-	5	254	64306

# Aluminum Combination Conduit Bodies With Cover & Gasket

For Threaded Rigid Conduit, IMC and EMT



**Application:**

- Used with threaded rigid conduit, IMC, and EMT for providing access to the interior of a conduit system for pulling, splicing, inspection and maintenance.

**Features:**

- Assembled with slotted/Robertson combination screws.
- Assembled with neoprene gasket and stamped cover.
- Tapered threaded hubs (NPT).
- Die cast from high-strength, corrosion and weather resistant, copper-free aluminum alloy.
- Flat back design for easy mounting close to walls.
- Suitable for use in concrete.

**Standard Materials:**

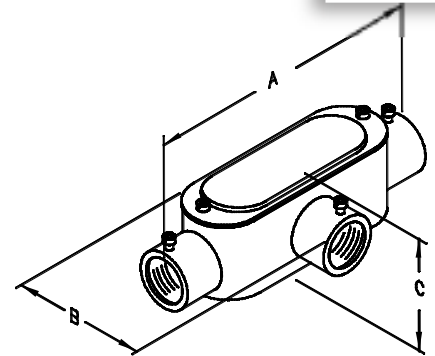
Die cast/Copper-free Aluminum

**Standard Finish:**

Aluminum Enameled



Type T1CA



CATALOG NUMBER	TRADE SIZE	DIM A	DIM B	DIM C	MAXIMUM WIRE SIZE	VOL. CU. IN.	UNIT PACK	STANDARD PACK	WEIGHT (LBS.) PER 100 PCS.	NAED MFG #78-5994 UPC/DCI #
<b>T TYPE</b>										
T1CA	1/2"	4.75	2.06	1.63	N/A	4.35	10	50	23	64501
T2CA	3/4"	5.56	2.25	1.88	3 #6 AWG	7.25	10	50	38	64502
T3CA	1"	6.44	2.63	2.13	3 #4 AWG	12.20	5	25	53	64503
T4CA	1-1/4"	8.25	3.56	2.75	3 #2 AWG	33.10	-	10	100	64504
T5CA	1-1/2"	8.38	3.56	2.75	3 #1/0 AWG	33.10	-	10	98	64505
T6CA	2"	10.69	4.38	3.63	3 #4/0 AWG	67.00	-	5	265	64506

# Conduit Body Covers

## Steel and Aluminum Covers

**Application:**

- Used with conduit bodies to cover opening.

**Features:**


- Assembled with captive zinc plated steel screws.


**Standard Materials:**

Steel

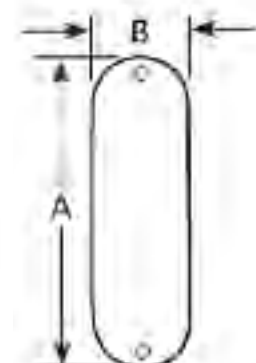
**Standard Finish:**

Zinc plated

 **UL Listed:**  
E121488



Type 02



CATALOG NUMBER	TRADE SIZE	DIM A	DIM B	UNIT PACK	STANDARD PACK	WEIGHT (LBS.) PER 100 PCS.	NAED MFG #78-5994 UPC/DCI #
<b>Steel Covers</b>							
01	1/2"	3.875	1.310	25	250	9	49017
02	3/4"	4.625	1.520	25	250	13	49027
03	1"	5.315	1.710	20	200	19	49037
04	1-1/4" - 1-1/2"	7.240	2.510	25	100	31	49047
05	2"	9.484	3.110	-	50	50	49057
06	2-1/2" - 3"	14.937	5.500	-	10	94	49067
07	3-1/2" - 4"	15.000	6.000	-	10	138	49077

**Application:**


- Used with conduit bodies to cover opening.

**Features:**

- Assembled with captive zinc plated steel screws.
- Stamped from high-strength aluminum, corrosion and weather resistant copper-free aluminum alloy.

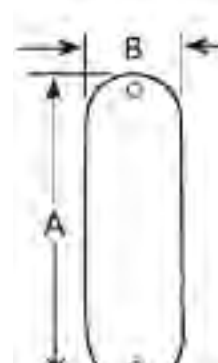
**Standard Materials:**

Stamped Aluminum

 **UL Listed:**  
E121488



Type 02A



CATALOG NUMBER	TRADE SIZE	DIM A	DIM B	UNIT PACK	STANDARD PACK	WEIGHT (LBS.) PER 100 PCS.	NAED MFG #78-5994 UPC/DCI #
<b>Aluminum Covers</b>							
01A	1/2"	3.90	1.37	25	250	6	49105
02A	3/4"	4.70	1.60	25	250	10	49205
03A	1"	5.40	1.78	20	200	14	49305
04A	1-1/4" - 1-1/2"	7.25	2.52	25	100	18	49405
05A	2"	9.50	3.11	-	50	20	49505
06A	2-1/2" - 3"	12.13	4.45	-	10	33	49605
07A	3-1/2" - 4"	14.94	5.50	-	10	62	49705

# Conduit Body Covers

## Malleable Iron Covers and Neoprene Gaskets

### Application:

- Used with conduit bodies to cover opening.

### Features:

- Supplied with Stainless Steel captive screws
- Sizes 2 1/2" thru 4" with raised dome affords additional wiring room

### Standard Materials:

Malleable Iron

### Standard Finish:

Zinc plated



UL Listed:  
E208392

### Application:

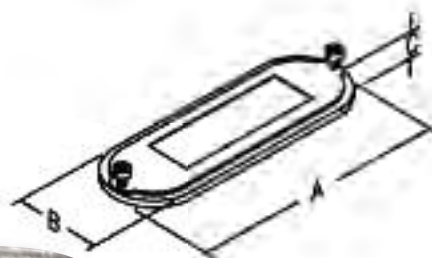
- Gasket used with conduit bodies for a raintight seal.

### Standard Materials:

Neoprene Rubber



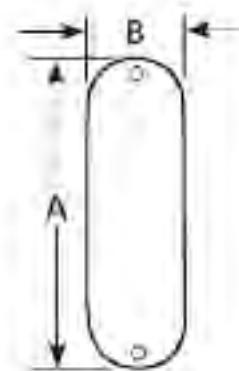
Type 01M



CATALOG NUMBER	TRADE SIZE	DIM A	DIM B	DIM C	UNIT PACK	STANDARD PACK	WEIGHT (LBS.) PER 100 PCS.	NAED MFG #78-5994 UPC/DCI #
<b>Malleable Iron</b>								
01M	1/2"	3.936	1.313	0.063	25	250	23	90131
02M	3/4"	4.625	1.500	0.063	25	250	31	90132
03M	1"	5.313	1.750	0.063	20	200	41	90133
04M	1-1/4" - 1-1/2"	7.188	2.500	0.250	25	100	91	90134
05M	2"	9.500	3.188	0.313	-	25	208	90135
06M	2-1/2" - 3"	12.125	4.313	1.063	-	10	358	90136
07M	3-1/2" - 4"	14.875	5.625	1.125	-	10	550	90137



Type 11



CATALOG NUMBER	TRADE SIZE	DIM A	DIM B	UNIT PACK	STANDARD PACK	WEIGHT (LBS.) PER 100 PCS.	NAED MFG #78-5994 UPC/DCI #
<b>Neoprene Gaskets</b>							
10	1/2"	3.90	1.37	200	2000	3	49910
11	3/4"	4.60	1.56	100	1000	3	49911
12	1"	5.34	1.73	100	1000	3	49912
13	1-1/4" - 1-1/2"	7.25	2.51	50	500	6	49913
14	2"	9.50	3.05	25	100	11	49914
15	2-1/2" - 3"	12.13	4.39	-	10	13	49915
16	3-1/2" - 4"	14.88	5.43	-	10	28	49916



# Malleable Iron Insulated Grounding Bushings

## For Threaded Rigid Conduit and IMC

**Application:**

Used with a locknut to terminate **threaded** rigid and IMC conduit to a box or enclosure and to provide a smooth pulling surface. Thermoplastic liner prevents damage to wire insulation. Liner rated at 150°C.

**Features:**

- The plastic liner won't chip, crack, swell or shrink. It resists corrosion, chemicals, and temperature extremes.
- Set-screw provided with each fitting locks bushing in any desired position.
- UL Listed for use with Copper or Aluminum Grounding Conductors.

**Standard Materials:**

Malleable Iron/Open side tin plated aluminum lug.

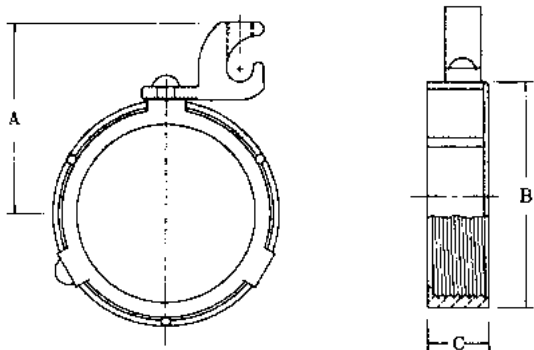
**Standard Finish:**

Zinc plated

**Optional Lug:** Available with copper lug; use suffix C instead of L. Example 20BI4C.



Type 25BI4L



**UL Listed:**  
E88878



CATALOG NUMBER	TRADE SIZE	GROUNDING LUG CAPACITY	DIM A	DIM B	DIM C	UNIT PACK	STANDARD PACK	WEIGHT (LBS.) PER 100 PCS.	NAED MFG #78-5994 UPC/DCI #
<b>Threaded</b>									
20BI4L	1/2"	#14 - #4	1.34	1.19	0.61	100	1000	7	20006
21BI4L	3/4"	#14 - #4	1.47	1.45	0.64	50	500	11	20013
22BI4L	1"	#14 - #4	1.63	1.76	0.72	25	250	15	20019
23BI4L	1-1/4"	#14 - #4	1.80	2.10	0.74	25	250	18	20025
24BI4L	1-1/2"	#14 - #4	2.11	2.33	0.80	25	250	23	20033
25BI0L	2"	#14 - #2/0	2.55	2.79	0.85	25	250	32	25012
25BI4L	2"	#14 - #4	2.34	2.79	0.85	25	250	28	25011
26BI0L	2-1/2"	#14 - #2/0	2.84	3.33	1.10	-	10	57	25017
26BI40L	2-1/2"	#6 - #250MCM	3.47	3.33	1.10	-	10	70	25018
27BI0L	3"	#14 - #2/0	3.11	3.87	1.10	-	10	73	25029
27BI40L	3"	#6 - #250MCM	3.74	3.87	1.10	-	10	85	25030
28BI0L	3-1/2"	#14 - #2/0	3.38	4.42	1.10	-	10	88	28043
28BI40L	3-1/2"	#6 - #250MCM	4.02	4.42	1.10	-	10	90	28044
29BI0L	4"	#14 - #2/0	3.62	4.89	1.10	-	10	118	28055
29BI40L	4"	#6 - #250MCM	4.25	4.89	1.10	-	10	121	28056
30BI40L	5"	#6 - #250MCM	4.80	6.00	1.13	-	10	165	28067
31BI40L	6"	#6 - #250MCM	5.46	7.31	1.13	-	10	203	28068

# Malleable Iron Insulated Grounding Bushings

For Threadless Rigid Conduit and IMC

**Application:**

Used with a locknut to terminate **threadless** rigid and IMC conduit to a box or enclosure and to provide a smooth pulling surface. Thermoplastic liner prevents damage to wire insulation. Liner rated at 150°C.

**Features:**

- The plastic liner won't chip, crack, swell or shrink. It resists corrosion, chemicals, and temperature extremes.
- Set-screw provided with each fitting locks bushing in any desired position.
- UL Listed for use with Copper or Aluminum Grounding Conductors.

**Standard Materials:**

Malleable Iron/Open side tin plated aluminum lug.

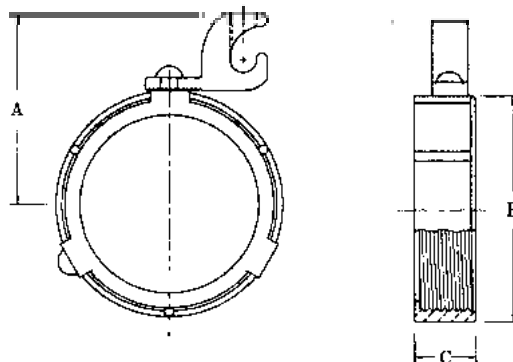
**Standard Finish:**

Zinc plated

 **UL Listed:**  
E88878



Type 25BI4LSS



CATALOG NUMBER	TRADE SIZE	GROUNDING LUG CAPACITY Min.-Max. Solid Strand	DIM A	DIM B	DIM C	UNIT PACK	STANDARD PACK	WEIGHT (LBS.) PER 100 PCS.	NAED MFG #78-5994 UPC/DCI #
<b>Set-Screw</b>									
20BI4LSS	1/2"	#14-#4	1.19	0.61	0.61	100	1000	7	12700
21BI4LSS	3/4"	#14-#4	1.44	0.64	0.64	50	500	11	12701
22BI4LSS	1"	#14-#4	1.75	0.72	0.72	25	250	15	12702
23BI4LSS	1-1/4"	#14-#4	2.13	0.74	0.74	25	250	18	12703
24BI4LSS	1-1/2"	#14-#4	2.31	0.80	0.80	25	250	23	12704
25BI4LSS	2"	#14-#4	2.81	0.85	0.85	25	250	28	29405
26BI0LSS	2-1/2"	#14-#1/0	3.38	1.10	0.85	-	10	57	12706
26BI40LSS	2-1/2"	#6-#250MCM	3.38	1.10	1.10	-	10	70	29406
27BI0LSS	3"	#14-#2/0	4.06	1.10	1.10	-	10	73	12707
27BI40LSS	3"	#6-#250MCM	4.06	1.10	1.10	-	10	85	29407
28BI0LSS	3-1/2"	#14-#2/0	4.50	1.10	1.10	-	10	88	12708
28BI40LSS	3-1/2"	#6-#250MCM	4.50	1.10	1.10	-	10	90	29408
29BI0LSS	4"	#14-#2/0	5.19	1.10	1.10	-	10	118	12709
29BI40LSS	4"	#6-#250MCM	5.19	1.10	1.10	-	10	121	29409
30BI40LSS	5"	#6-#250MCM	6.60	1.13	1.10	-	10	165	29410
31BI40LSS	6"	#6-#250MCM	7.18	1.13	1.13	-	10	203	29411

# Zinc Insulated Grounding Bushings

## For Threaded Rigid Conduit and IMC

### Application:

Used with a locknut to terminate threaded rigid and IMC conduit to a box or enclosure and to provide a smooth pulling surface. Thermoplastic liner prevents damage to wire insulation. Liner rated at 150°C.

### Features:

- The plastic liner won't chip, crack, swell or shrink. It resists corrosion, chemicals, and temperature extremes.
- Set-screw provided with each fitting locks bushing in any desired position.
- UL Listed for use with Copper or Aluminum Grounding Conductors.

### Standard Materials:

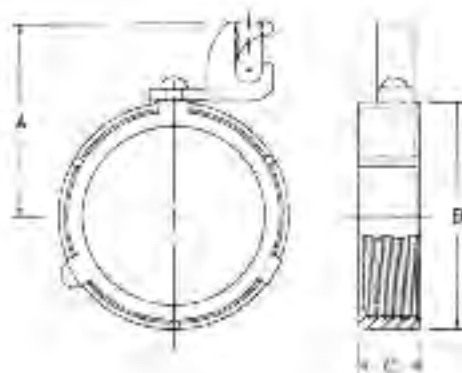
Zinc Die Cast/Open side tin plated aluminum lug.



UL Listed:  
E88878



Type 25BIZ4L



CATALOG NUMBER	TRADE SIZE	GROUNDING LUG CAP. MIN. - MAX. SOLID STRAND	DIM A	DIM B	DIM C	UNIT PACK	STANDARD PACK	WEIGHT (LBS.) PER 100 PCS.	NAED MFG #78-5994 UPC/DCI #
20BIZ4L	1/2"	#14 - #4	1.313	1.063	0.500	100	1000	4	20009
21BIZ4L	3/4"	#14 - #4	1.406	1.281	0.500	50	500	6	20016
22BIZ4L	1"	#14 - #4	1.563	1.531	0.596	25	250	8	20022
23BIZ4L	1-1/4"	#14 - #4	1.750	1.875	0.625	25	250	14	20028
24BIZ4L	1-1/2"	#14 - #4	2.031	2.156	0.625	25	250	16	20038
25BIZ4L	2"	#14 - #4	2.281	2.625	0.625	25	250	23	25007
25BIZ0L	2"	#14 - #1/0	2.500	2.625	0.625	25	250	26	25008
26BIZ0L	2-1/2"	#14 - #1/0	2.875	3.219	0.875	-	10	39	25023
26BIZ40L	2-1/2"	#6 - #250MCM	3.156	3.219	0.875	-	10	43	25024
27BIZ0L	3"	#14 - #1/0	3.313	3.813	0.875	-	10	46	25035
27BIZ40L	3"	#6 - #250MCM	3.625	3.813	0.875	-	10	51	25036
28BIZ0L	3-1/2"	#14 - #1/0	3.718	4.344	0.875	-	10	50	28049
28BIZ40L	3-1/2"	#6 - #250MCM	3.875	4.344	0.875	-	10	56	28050
29BIZ0L	4"	#14 - #1/0	3.968	4.813	0.875	-	10	58	28061
29BIZ40L	4"	#6 - #250MCM	4.125	4.813	0.875	-	10	65	28062

# Malleable Iron Insulated Bushings

## For Rigid Conduit and IMC

### Application:

Used with a locknut to terminate threaded/threadless rigid and IMC conduit to a box or enclosure and to provide a smooth pulling surface. Thermoplastic liner prevents damage to wire insulation. Liner rated at 150°C.

### Features:

- The plastic liner won't chip, crack, swell or shrink. It resists corrosion, chemicals, and temperature extremes.

### Standard Materials:

Malleable Iron

### Standard Finish:

Zinc plated



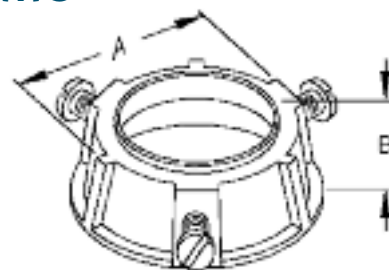
UL Listed:  
E155411



## For Threaded Rigid Conduit and IMC



Type 1206



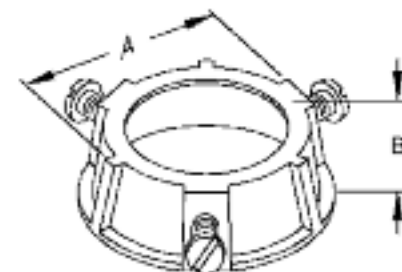
CATALOG NUMBER	TRADE SIZE	DIM A	DIM B	UNIT PACK	STANDARD PACK	WEIGHT (LBS.) PER 100 PCS.	NAED MFG #78-5994 UPC/DCI #
1206	1/2"	1.19	0.50	100	1000	6	12061
1207	3/4"	1.44	0.56	100	500	9	12071
1208	1"	1.75	0.63	50	500	13	12081
1209	1-1/4"	2.13	0.75	25	250	17	12091
1210	1-1/2"	2.31	0.88	25	250	21	12101
1211	2"	2.81	0.94	-	25	25	12111
1212	2-1/2"	3.38	1.00	-	25	51	12121
1213	3"	4.06	1.13	-	25	66	12131
1214	3-1/2"	4.50	1.19	-	25	72	12141
1215	4"	5.19	1.31	-	25	103	12151
1216	5"	6.06	1.31	-	10	147	12161
1217	6"	7.15	1.31	-	10	184	12171

ALSO AVAILABLE WITH LAY-IN LUGS. SEE PAGE 14.

## For Threadless Rigid Conduit and IMC



Type 1206SS



CATALOG NUMBER	TRADE SIZE	DIM A	DIM B	UNIT PACK	STANDARD PACK	WEIGHT (LBS.) PER 100 PCS.	NAED MFG #78-5994 UPC/DCI #
1206SS	1/2"	1.19	0.50	100	1000	6	12206
1207SS	3/4"	1.44	0.56	100	500	9	12207
1208SS	1"	1.75	0.63	50	500	13	12208
1209SS	1-1/4"	2.13	0.75	25	250	17	12209
1210SS	1-1/2"	2.31	0.81	25	250	21	12210
1211SS	2"	2.81	0.88	-	25	25	12221
1212SS	2-1/2"	3.35	1.10	-	25	51	12222
1213SS	3"	4.06	1.10	-	25	66	12223
1214SS	3-1/2"	4.50	1.10	-	25	72	12224
1215SS	4"	5.19	1.10	-	25	103	12225
1216SS	5"	6.00	1.13	-	10	147	12226
1217SS	6"	7.18	1.13	-	10	184	12227

ALSO AVAILABLE WITH LAY-IN LUGS. SEE PAGE 15.

# Zinc Insulated Bushings

## For Threaded Rigid Conduit and IMC

### Application:

Used with a locknut to terminate threaded rigid and IMC conduit to a box or enclosure and to provide a smooth pulling surface. Thermoplastic liner prevents damage to wire insulation. Liner rated at 150°C.

### Features:

- The plastic liner won't chip, crack, swell or shrink. It resists corrosion, chemicals, and temperature extremes.

### Standard Materials:

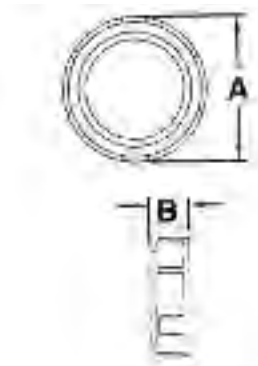
Zinc Die Cast



UL Listed:  
E155411



Type 1207Z



CATALOG NUMBER	TRADE SIZE	DIM A	DIM B	UNIT PACK	STANDARD PACK	WEIGHT (LBS.) PER 100 PCS.	NAED MFG #78-5994 UPC/DCI #
1206Z	1/2"	1.15	0.47	100	1000	3	12062
1207Z	3/4"	1.41	0.47	100	500	4	12072
1208Z	1"	1.68	0.54	50	500	7	12082
1209Z	1-1/4"	1.94	0.60	25	250	15	12092
1210Z	1-1/2"	2.20	0.62	25	250	19	12102
1211Z	2"	2.80	0.62	-	25	22	12112
1212Z	2-1/2"	3.32	0.93	-	25	42	12122
1213Z	3"	3.94	0.93	-	25	51	12132
1214Z	3-1/2"	4.45	0.94	-	25	68	12142
1215Z	4"	5.00	0.97	-	25	98	12152

ALSO AVAILABLE WITH LAY-IN LUGS. SEE PAGE 16.

# Malleable Iron and Zinc Conduit Bushings

## For Threaded Rigid Conduit and IMC

**Application:**

Used with a locknut to terminate threaded rigid and IMC conduit to a box or enclosure.

**Features:**

- Bushing surface rounded to prevent damage to wire insulation during pulling.

**Standard Materials:**

Malleable Iron

**Standard Finish:**

Zinc plated



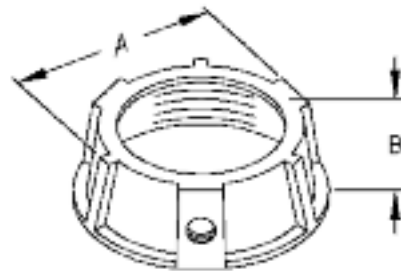
UL Listed:  
E155411



### Malleable Iron



Type 806



CATALOG NUMBER	TRADE SIZE	DIM A	DIM B	UNIT PACK	STANDARD PACK	WEIGHT (LBS.) PER 100 PCS.	NAED MFG #78-5994 UPC/DCI #
806	1/2"	1.06	0.38	100	1000	6	18061
807	3/4"	1.25	0.44	100	1000	9	18071
808	1"	1.50	0.56	50	500	13	18081
809	1-1/4"	1.88	0.75	25	250	16	18091
810	1-1/2"	2.19	0.69	25	250	21	18101
811	2"	2.63	0.81	-	25	25	18111
812	2-1/2"	3.13	0.81	-	25	50	18121
814	3"	3.75	1.00	-	25	66	18141
815	3-1/2"	4.31	1.00	-	25	71	18151
816	4"	4.88	1.00	-	25	102	18161
817	5"	6.13	1.13	-	10	146	18171
818	6"	7.19	1.13	-	10	183	18181

### Zinc Die Cast

**Standard Materials:**

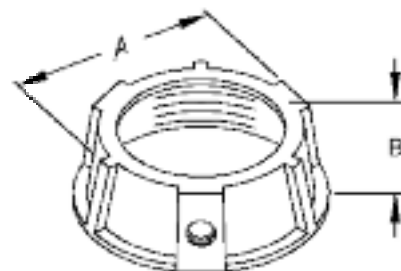
Zinc Die Cast



UL Listed:  
E155411



Type 806Z



CATALOG NUMBER	TRADE SIZE	DIM A	DIM B	UNIT PACK	STANDARD PACK	WEIGHT (LBS.) PER 100 PCS.	NAED MFG #78-5994 UPC/DCI #
806Z	1/2"	1.15	0.47	100	1000	3	18062
807Z	3/4"	1.41	0.47	100	1000	4	18072
808Z	1"	1.68	0.54	50	500	7	18082
809Z	1-1/4"	1.94	0.60	25	250	15	18092
810Z	1-1/2"	2.20	0.62	25	250	19	18102
811Z	2"	2.80	0.62	-	25	22	18112
812Z	2-1/2"	3.32	0.93	-	25	42	18122
814Z	3"	3.94	0.93	-	25	51	18142
815Z	3-1/2"	4.45	0.94	-	25	68	18152
816Z	4"	5.00	0.97	-	25	98	18162

# Conduit Capped Bushings

## For Threaded Rigid Conduit and IMC

**Features:**

- Bushings are supplied with metal cap insert.

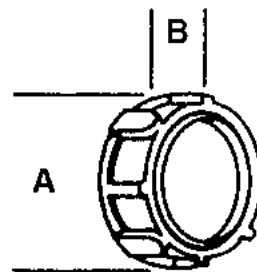
**Standard Materials:**

Zinc Die Cast

### Zinc Die Cast - Metal Capped



Type 820Z



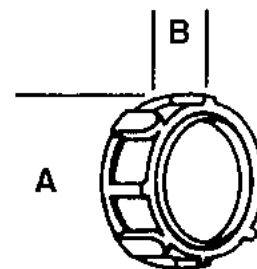
CATALOG NUMBER	TRADE SIZE	DIM A	DIM B	UNIT PACK	STANDARD PACK	WEIGHT (LBS.) PER 100 PCS.	NAED MFG #78-5994 UPC/DCI #
820Z	1/2"	1.15	0.47	100	1000	2	18202
821Z	3/4"	1.41	0.47	100	1000	4	18212
822Z	1"	1.68	0.54	50	500	6	18222
823Z	1-1/4"	1.94	0.60	25	250	9	18232
824Z	1-1/2"	2.20	0.62	25	250	13	18241
825Z	2"	2.80	0.62	-	25	17	18252
838Z	2-1/2"	3.32	0.93	-	25	35	18382
839Z	3"	3.94	0.93	10	100	48	18392
840Z	3-1/2"	4.45	0.94	5	25	57	18402
841Z	4"	5.00	0.97	5	25	81	18412

Also available Zinc Die Cast bushing with paper cap. Please call factory.

### Malleable Iron Bushings - Paper Capped



Type 826



CATALOG NUMBER	TRADE SIZE	DIM A	DIM B	UNIT PACK	STANDARD PACK	WEIGHT (LBS.) PER 100 PCS.	NAED MFG #78-5994 UPC/DCI #
826	1/2"	1.06	0.38	100	1000	3	18261
827	3/4"	1.25	0.44	100	1000	5	18271
828	1"	1.56	0.50	50	500	7	18281
829	1-1/4"	2.00	0.63	25	250	9	18291
830	1-1/2"	2.19	0.63	25	250	13	18301
831	2"	2.63	0.63	-	25	19	18311
832	2-1/2"	3.19	0.75	-	25	35	18321
833	3"	3.81	0.94	-	25	40	18331
834	3-1/2"	4.44	0.94	-	25	50	18341
835	4"	4.94	1.06	-	25	95	18351
836	5"	6.00	1.19	-	10	100	18361
837	6"	7.38	1.31	-	10	110	18371

Also available Malleable Iron bushing with metal cap. Please call factory.

# Conduit Metal Pennies

For Threaded Rigid Conduit and IMC

**Application:**

Used to insert into zinc die cast or malleable iron bushing.

**Standard Materials:**

Steel

## Metal Pennies



CATALOG NUMBER	TRADE SIZE	UNIT PACK	STANDARD PACK	WEIGHT (LBS.) PER 100 PCS.	NAED MFG #78-5994 UPC/DCI #
530M	1/2"	-	500	1	15301
531M	3/4"	-	500	1	15311
532M	1"	-	100	1	15321
533M	1-1/4"	-	100	2	15331
534M	1-1/2"	-	100	2	15341
535M	2"	-	50	3	15351
536M	2-1/2"	-	50	5	15361
537M	3"	-	50	6	15371
538M	3-1/2"	-	25	10	15381
539M	4"	-	25	12	15391
559M	5"	-	10	13	15591
569M	6"	-	10	15	15691



# Plastic Bushings

## For Threaded Rigid Conduit and IMC

### Application:

Threaded plastic bushings are used at the end of threaded conduit, or conduit connector, to provide smooth well rounded bearing surface for wires or cables as required by the National Electrical Code.

### Features:

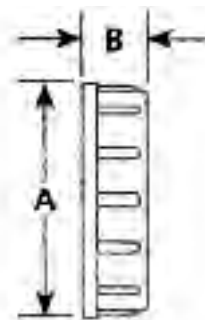
- Thermoplastic material-heat, impact and torque resistance
- Meets UL and CSA specifications

### Standard Materials:

Flame-Retardant  
Polypropylene.  
(Rated to 221° F, 105° C)



Type ST10



CATALOG NUMBER	TRADE SIZE	DIM A	DIM B	UNIT PACK	STANDARD PACK	WEIGHT (LBS.) PER 100 PCS.	NAED MFG #78-5994 UPC/DCI #
ST10	1/2"	1.03	0.37	100	1000	1	51068
ST11	3/4"	1.28	0.39	100	1000	1	51168
ST12	1"	1.65	0.50	50	500	2	51268
ST13	1-1/4"	2.10	0.49	25	250	2	51368
ST14	1-1/2"	2.28	0.49	25	250	4	51468
ST15	2"	2.66	0.54	-	100	5	51568
ST16	2-1/2"	3.31	0.63	-	25	6	51668
ST17	3"	3.95	0.70	-	25	7	51768
ST18	3-1/2"	4.41	0.71	-	25	8	51868
ST19	4"	4.94	0.73	-	25	9	51968
ST20	5"	6.38	1.00	-	5	32	52068
ST21	6"	7.50	0.99	-	5	40	52168

# Offset Conduit Nipples

## For Rigid Conduit and IMC

### Application:

To offset the axis of raceways  
3/4 of an inch.

### Standard Materials:

Zinc Die Cast



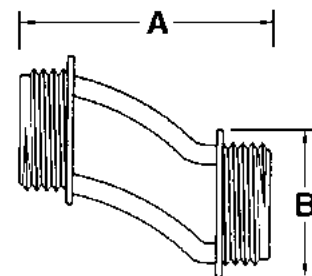
UL Listed:  
E155411



## Zinc Die Cast



Type C41

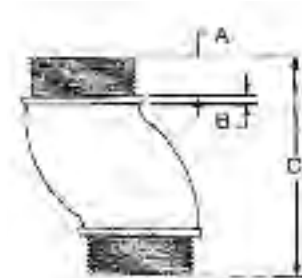


CATALOG NUMBER	TRADE SIZE	DIM A	DIM B	UNIT PACK	STANDARD PACK	WEIGHT (LBS.) PER 100 PCS.	NAED MFG #78-5994 UPC/DCI #
C41	1/2"	2.440	0.940	10	100	12	13412
C42	3/4"	2.560	1.150	10	100	16	13422
C43	1"	2.750	1.420	10	100	22	13432
C44	1-1/4"	2.880	1.850	5	50	34	13442
C45	1-1/2"	3.060	2.070	5	50	46	13452
C46	2"	3.120	2.600	2	20	66	13462
C465	2-1/2"	3.500	2.980	-	2	97	13465
C466	3"	3.850	3.360	-	1	184	13475
C467	3-1/2"	5.000	4.477	-	1	200	13485
C468	4"	5.000	4.960	-	1	222	13495

## Malleable Iron



Type OSN50



### Standard Materials:

Malleable Iron

### Material/Finish:

Zinc Plated



UL Listed:  
E207875

CATALOG NUMBER	TRADE SIZE	DIM A	DIM B	DIM C	UNIT PACK	STANDARD PACK	WEIGHT (LBS.) PER 100 PCS.	NAED MFG #78-5994 UPC/DCI #
OSN50	1/2"	0.438	0.125	2.250	10	100	22	13991
OSN75	3/4"	0.500	0.125	2.438	10	100	30	13993
OSN100	1"	0.563	0.125	2.500	10	100	42	13995
OSN125	1-1/4"	0.625	0.125	2.625	5	50	70	13997

# Zinc Conduit Nipples

## For Threaded Rigid Conduit and IMC

**Application:**


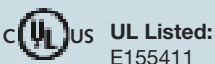
Use through knockout to connect box to conduit coupling. Use with a locknut to connect two boxes side by side or back to back. Use with a locknut to connect fixture housing to continuous runs.

**Features:**

- Available with insulated Throat.
- With rigid conduit threads (NPS)

**Standard Materials:**


Zinc Die Cast



Type 90Z

CATALOG NUMBER	TRADE SIZE	DIM A	DIM B	UNIT PACK	STANDARD PACK	WEIGHT (LBS.) PER 100 PCS.	NAED MFG #78-5994 UPC/DCI #
90Z	1/2"	1.02	0.68	100	1000	4	19002
91Z	3/4"	1.29	0.75	50	500	6	19102
92Z	1"	1.53	0.87	25	250	10	19202
93Z	1-1/4"	1.89	0.94	25	250	14	19302
94Z	1-1/2"	2.30	0.91	25	100	20	19402
95Z	2"	2.88	1.07	10	40	32	19502
96Z	2-1/2"	3.39	1.38	10	40	43	19602
97Z	3"	4.06	1.44	10	40	55	19702
98Z	3-1/2"	4.61	1.47	10	40	68	19802
99Z	4"	5.15	1.47	5	20	70	19902

## Insulated Throat



Type 90ZT

CATALOG NUMBER	TRADE SIZE	DIM A	DIM B	UNIT PACK	STANDARD PACK	WEIGHT (LBS.) PER 100 PCS.	NAED MFG #78-5994 UPC/DCI #
90ZT	1/2"	1.02	0.68	100	1000	4	19004
91ZT	3/4"	1.29	0.75	50	500	6	19104
92ZT	1"	1.53	0.87	25	250	10	19204
93ZT	1-1/4"	1.89	0.94	25	250	14	19304
94ZT	1-1/2"	2.30	0.91	25	100	20	19404
95ZT	2"	2.88	1.07	10	40	32	19504
96ZT	2-1/2"	3.39	1.38	10	40	43	19604
97ZT	3"	4.06	1.44	10	40	55	19704
98ZT	3-1/2"	4.61	1.47	10	40	68	19804
99ZT	4"	5.15	1.47	5	20	70	19904

# Malleable Iron Conduit Nipples

## For Threaded Rigid Conduit and IMC

**Application:**

Use through knockout to connect box to conduit coupling. Use with a locknut to connect two boxes side by side or back to back. Use with a locknut to connect fixture housing to continuous runs.

**Features:**

- Available with insulated Throat.
- With rigid conduit threads (NPS)

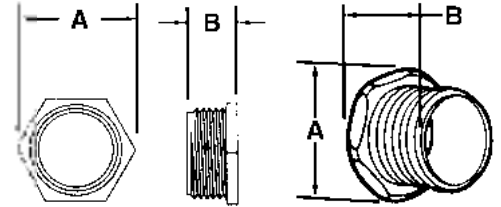
**Standard Materials:**  
Malleable Iron

**Standard Finish:**  
Zinc Plated

 **UL Listed:**  
E155411



Type 90

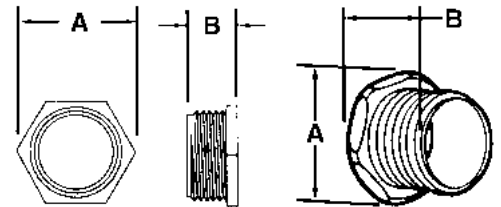


CATALOG NUMBER	TRADE SIZE	DIM A	DIM B	UNIT PACK	STANDARD PACK	WEIGHT (LBS.) PER 100 PCS.	NAED MFG #78-5994 UPC/DCI #
90	1/2"	1.050	0.585	100	1000	6	19001
91	3/4"	1.310	0.545	100	1000	8	19101
92	1"	1.640	0.710	50	500	15	19201
93	1-1/4"	2.095	0.840	25	250	24	19301
94	1-1/2"	2.410	0.835	-	25	28	19401
95	2"	2.945	0.900	-	25	38	19501
96	2-1/2"	3.955	1.200	-	15	71	19601
97	3"	4.390	1.490	-	10	124	19701
98	3-1/2"	4.925	1.395	-	10	163	19801
99	4"	5.420	1.395	-	10	199	19901
995	5"	6.950	1.800	-	5	331	19951
996	6"	8.370	2.165	-	5	441	19961

## Insulated Throat



Type 90T



CATALOG NUMBER	TRADE SIZE	DIM A	DIM B	UNIT PACK	STANDARD PACK	WEIGHT (LBS.) PER 100 PCS.	NAED MFG #78-5994 UPC/DCI #
90T	1/2"	1.050	0.585	100	1000	6	19003
91T	3/4"	1.310	0.545	100	1000	8	19103
92T	1"	1.640	0.710	50	500	15	19203
93T	1-1/4"	2.095	0.840	25	250	24	19303
94T	1-1/2"	2.410	0.835	-	25	28	19403
95T	2"	2.945	0.900	-	25	38	19503
96T	2-1/2"	3.955	1.200	-	15	72	19603
97T	3"	4.390	1.490	-	10	125	19703
98T	3-1/2"	4.925	1.395	-	10	166	19803
99T	4"	5.420	1.395	-	10	202	19903
995T	5"	6.950	1.800	-	5	336	19953
996T	6"	8.370	2.165	-	5	448	19963

# Watertight Conduit Hubs

## For Threaded Rigid Conduit and IMC

### Application:

To secure threaded rigid service entrance conduit to box or enclosure. Insulated throat rated 105° C. BUNA-N sealing ring completely encircles knockout to prevent contaminants from entering enclosure.

### Features:

- Assembled with 105°C rated flame retardant Lexan throat insulator and BUNA-N sealing ring.
- UL Listed and CSA Certified for use in wet locations.
- Meets NEMA sealing requirements for Type 2, 3, 3R, 4, 4X, 5, 12, and 13 enclosures.
- Certified for use in hazardous locations, Class II, Groups E, F, G and Class III.

### Standard Materials:

Zinc Die Cast



UL Listed:  
E155411



CSA Certified: C5F17

Note:

Minimum wall thickness that can be accommodated is  $\frac{1}{32}$

### Application:

General Purpose Fitting.  
Insulated Throat form with Bonding Screw.

### Features:

- Male thread type
- Tapered female thread for rigid conduit and IMC
- Recessed O-ring seal assures watertight and dust tight connections.
- Insulated throat and bonding locknut is suitable for service entrance application.
- Suitable for use in hazardous locations as follows: Class I, Div. 2 Class II, Div. I, 2 Class III, Div. I, 2 Per NEC 501-4 (b), 502-4 (a), 503-3 (a)

### Material/Finish:

Malleable Iron/Zinc Plated

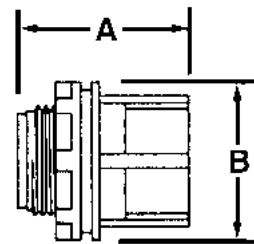


UL Listed:  
E207875

## Zinc Die Cast



Type TWH20

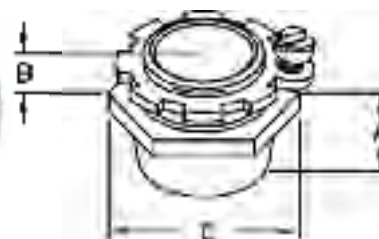


CATALOG NUMBER	TRADE SIZE	DIM A	DIM B	UNIT PACK	STANDARD PACK	WEIGHT (LBS.) PER 100 PCS.	NAED MFG #78-5994 UPC/DCI #
TWH10	1/2"	1.450	1.210	25	250	16	70010
TWH20	3/4"	1.570	1.430	25	250	22	70020
TWH30	1"	1.865	1.850	10	100	41	70030
TWH40	1-1/4"	1.985	2.280	5	25	55	70040
TWH50	1-1/2"	2.040	2.555	2	20	68	70050
TWH60	2"	2.150	3.060	2	20	95	70060
TWH70	2-1/2"	2.550	3.580	-	10	165	70070
TWH80	3"	2.625	4.190	-	5	216	70080
TWH90	3-1/2"	2.655	4.780	-	5	260	70090
TWH100	4"	2.680	5.355	-	5	338	70100

## Malleable Iron



Type CHM50



CATALOG NUMBER	TRADE SIZE	DIM A	DIM B	DIM C	UNIT PACK	STANDARD PACK	WEIGHT (LBS.) PER 100 PCS.	NAED MFG #78-5994 UPC/DCI #
CHM50	1/2"	0.813	0.625	1.500	25	250	18	70870
CHM75	3/4"	0.938	0.625	1.813	25	250	25	70871
CHM100	1"	1.063	0.750	2.063	10	100	39	70872
CHM125	1-1/4"	1.250	0.750	2.625	5	25	54	70873
CHM150	1-1/2"	1.250	0.813	3.125	2	20	64	70874
CHM200	2"	1.250	0.813	3.563	2	20	98	70875
CHM250	2-1/2"	1.625	1.188	4.125	-	10	196	70876
CHM300	3"	1.750	1.250	4.938	-	5	282	70877
CHM350	3-1/2"	1.813	1.313	5.750	-	5	351	70878
CHM400	4"	1.938	1.375	6.188	-	5	395	70879
CHM500	5"	2.063	1.438	7.625	-	1	717	70880
CHM600	6"	2.125	1.563	8.813	-	1	888	70881

# Standard Conduit Locknuts

## For Threaded Rigid Conduit and IMC

**Application:**

Conduit locknuts for securing threaded conduit or connectors with tapered or straight thread, to a knockout or unthreaded slip hole.

**Standard Materials:**

Steel

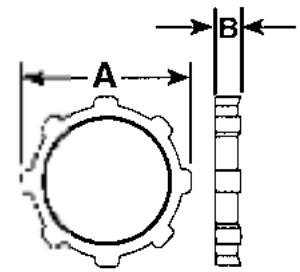
**Standard Finish:**

Zinc Plated

### Standard Locknuts



Type 707

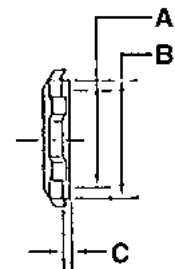


CATALOG NUMBER	TRADE SIZE	DIM A	DIM B	UNIT PACK	STANDARD PACK	WEIGHT (LBS.) PER 100 PCS.	NAED MFG #78-5994 UPC/DCI #
706	1/2"	1.13	0.13	100	3000	1	17061
707	3/4"	1.40	0.13	100	1000	2	17071
708	1"	1.72	0.15	50	500	3	17081
709	1-1/4"	2.08	0.15	100	1000	4	17091
710	1-1/2"	2.40	0.16	100	1000	6	17101
711	2"	2.90	0.17	50	500	8	17111
712	2-1/2"	3.48	0.19	50	250	14	17121
713	3"	4.13	0.18	25	250	18	17131
714	3-1/2"	4.70	0.20	25	125	23	17141
715	4"	5.32	0.20	-	25	26	17151
716	5"	6.38	0.42	-	10	60	17161
717	6"	7.75	0.43	-	10	70	17171

### Sealing Locknuts



Type 706P



**Application:**

Sealing locknuts provide a raintight seal when securing threaded conduit or connectors with tapered or straight thread, to a knockout or unthreaded slip hole of a box or enclosure. Installed as per the National Electrical Code Article 345-Intermediate Metal Conduit and Article 346-Rigid Metal Conduit

**Standard Materials:**

Steel/Neoprene Gasket

**Standard Finish:**

Zinc Plated

CATALOG NUMBER	TRADE SIZE	DIM A	DIM B	DIM C	UNIT PACK	STANDARD PACK	WEIGHT (LBS.) PER 100 PCS.	NAED MFG #78-5994 UPC/DCI #
706P	1/2"	0.780	0.970	0.110	100	1000	1	17063
707P	3/4"	1.100	1.210	0.100	100	1000	2	17073
708P	1"	1.270	1.520	0.090	50	500	4	17083
709P	1-1/4"	1.550	1.860	0.110	-	100	6	17093
710P	1-1/2"	1.820	2.100	0.120	-	100	7	17103
711P	2"	2.300	2.610	0.120	-	50	10	17113
712P	2-1/2"	2.820	3.180	0.140	-	20	14	17123
713P	3"	3.450	3.870	0.200	-	10	19	17115
714P	3-1/2"	3.950	4.400	0.200	-	10	23	17116
715P	4"	4.450	4.930	0.210	-	10	27	17117
716P	5"	6.515	6.223	0.975	-	10	90	17118
717P	6"	7.785	7.225	1.100	-	10	100	17119

# Standard Conduit Locknuts

For Threaded Rigid Conduit and IMC

## Application:

Used with bushings to bond threaded rigid conduit and IMC to boxes, cabinets or other enclosures where locknut is exposed.

## Standard Material:

Steel

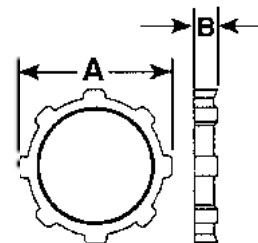
## Standard Material:

Zinc Plated

## Grounding Locknuts



Type GL75



CATALOG NUMBER	TRADE SIZE	DIM A	DIM B	UNIT PACK	STANDARD PACK	WEIGHT (LBS.) PER 100 PCS.	NAED MFG #78-5994 UPC/DCI #
GL70	1/2"	1.250	0.220	100	1000	3	17704
GL71	3/4"	1.450	0.260	100	1000	4	17714
GL72	1"	1.720	0.245	50	500	5	17724
GL73	1-1/4"	2.020	0.240	50	500	6	17734
GL74	1-1/2"	2.535	0.250	50	500	8	17744
GL75	2"	2.950	0.250	25	250	13	17754
GL76	2-1/2"	3.570	0.280	10	100	19	17764
GL77	3"	4.330	0.295	10	100	21	17774
GL78	3-1/2"	4.810	0.310	10	100	38	17784
GL79	4"	5.395	0.300	10	100	40	17794
GL80	5"	6.487	0.525	-	10	76	17804
GL81	6"	7.830	0.525	-	10	87	17814

## Conduit Fixture Nuts



Type 703

CATALOG NUMBER	TRADE SIZE	DIM ACROSS CORNERS	DIM ACROSS FLATS	UNIT PACK	STANDARD PACK	WEIGHT (LBS.) PER 100 PCS.	NAED MFG #78-5994 UPC/DCI #
703	1/8"	0.380	0.880	-	1000	1	17031
704	1/4"	0.750	0.690	-	500	1	17041
705	3/8"	1.038	1.006	-	500	1	17051

## Conduit Oversize Locknuts



Type 705X

CATALOG NUMBER	TRADE SIZE	DIM ACROSS CORNERS	DIM ACROSS FLATS	UNIT PACK	STANDARD PACK	WEIGHT (LBS.) PER 100 PCS.	NAED MFG #78-5994 UPC/DCI #
705X	3/8"	1.038	1.006	-	250	1	17052

## Application:

Used with a fixture nipple to hang fixtures.

## Standard Material:

Steel

## Standard Material:

Zinc Plated

## Application:

Used with a fixture nipple to hang fixtures.

## Standard Material:

Steel

## Standard Material:

Zinc Plated

# Clamp Back Spacers and 3-Piece Couplings

## For Threaded Rigid Conduit and IMC

### Application:

Provides space between conduit and mounting surface, for use with malleable iron or aluminum straps.

### Features:


- Heavy Duty Casting
- Can be used with one hole straps.

### Standard Material:

Malleable Iron

### Standard Finish:

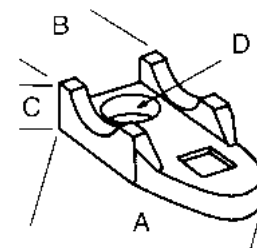
Zinc Plated

 **UL Listed:**  
E213669

## Malleable Iron Clamp Back Spacers



Type 901



CATALOG NUMBER	TRADE SIZE	DIM A	DIM B	DIM C	DIM D	UNIT PACK	STANDARD PACK	WEIGHT (LBS.) PER 100 PCS.	NAED MFG #78-5994 UPC/DCI #
900	1/2"	2.000	1.000	0.500	0.313	100	1000	8	89009
901	3/4"	2.300	1.060	0.500	0.313	100	500	12	89011
902	1"	2.320	1.250	0.560	0.375	50	500	16	89021
903	1-1/4"	3.430	1.870	0.750	0.438	50	250	22	89031
904	1-1/2"	3.810	1.870	0.810	0.438	-	25	35	89041
905	2"	4.750	1.920	1.000	0.563	-	25	51	89051
906	2-1/2"	5.750	2.410	1.000	0.563	-	25	81	89061
907	3"	6.780	2.620	1.000	0.563	-	25	83	89071
908	3-1/2"	7.120	2.870	1.060	0.750	-	20	148	89081
909	4"	8.830	3.060	1.060	0.750	-	10	199	89091
910	5"	10.125	3.750	1.188	0.750	-	10	344	89092
911	6"	12.188	4.000	1.500	0.750	-	10	419	89093

### Application:

Used to join two lengths of threaded conduit.

### Features:


- Threaded (NPS) for rigid conduit and IMC
- Concrete tight

### Standard Material:

Malleable Iron

### Standard Finish:

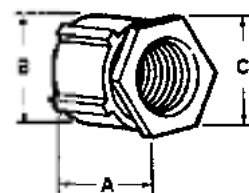
Zinc Plated

 **UL Listed:**  
E207875

## Malleable Iron 3-Piece Couplings



Type 1023



CATALOG NUMBER	TRADE SIZE	DIM A	DIM B	DIM C	UNIT PACK	STANDARD PACK	WEIGHT (LBS.) PER 100 PCS.	NAED MFG #78-5994 UPC/DCI #
1022	1/2"	1.38	1.36	1.36	20	200	26	10221
1023	3/4"	1.63	1.58	1.58	10	100	37	10231
1024	1"	1.81	1.89	1.89	-	20	55	10241
1025	1-1/4"	2.19	2.38	2.38	-	20	111	10251
1026	1-1/2"	2.31	2.83	2.83	-	10	172	10261
1027	2"	2.44	3.29	3.29	-	10	203	10271
1028	2-1/2"	3.19	4.08	4.08	2	10	327	10281
1029	3"	3.31	4.67	4.67	2	10	442	10291
1030	3-1/2"	3.50	5.07	5.07	1	5	608	10301
1031	4"	3.75	5.75	5.75	1	5	718	10311
1005	5"	3.69	6.88	7.50	-	1	1050	10051
1006	6"	4.31	8.00	8.00	-	1	1250	10061



# Malleable Iron Rigid Compression Connectors

For Threadless Rigid Conduit and IMC

**Application:**

To connect threadless rigid conduit to boxes and enclosures.

**Features:**

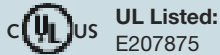
- Concrete tight Male Hub Threads
- NPSM Thread 1/2" through 2"
- NPT Thread above 2"

**Standard Materials:**

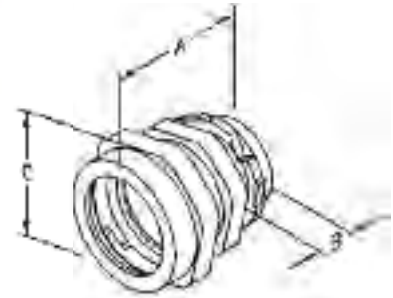
Malleable Iron

**Standard Finish:**

Zinc Plated



Type NTC-50

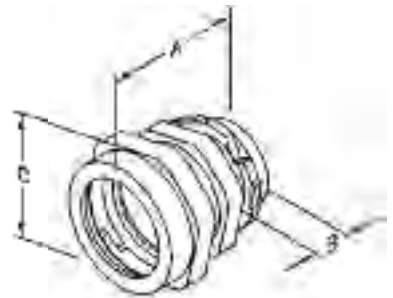


CATALOG NUMBER	TRADE SIZE	DIM A	DIM B	DIM C	UNIT PACK	STANDARD PACK	WEIGHT (LBS.) PER 100 PCS.	NAED MFG #78-5994 UPC/DCI #
NTC-50	1/2"	1.500	0.500	1.500	25	250	20	14213
NTC-75	3/4"	1.500	0.500	1.625	25	250	22	14223
NTC-100	1"	1.688	0.563	2.000	10	100	34	14233
NTC-125	1-1/4"	2.000	0.688	2.375	5	50	52	14243
NTC-150	1-1/2"	2.063	0.688	2.625	2	20	65	14253
NTC-200	2"	2.250	0.875	3.313	5	25	107	14263
NTC-250	2-1/2"	2.936	1.250	3.750	1	10	243	14273
NTC-300	3"	3.125	1.375	4.250	1	5	295	14283
NTC-350	3-1/2"	3.125	1.375	4.750	1	5	383	14293
NTC-400	4"	3.375	1.500	5.313	1	5	467	14294
NTC-500	5"	4.250	1.818	6.016	-	1	760	14295
NTC-600	6"	4.563	2.000	7.625	-	1	1100	14296

## Insulated Throat



Type NTC-50T



CATALOG NUMBER	TRADE SIZE	DIM A	DIM B	DIM C	UNIT PACK	STANDARD PACK	WEIGHT (LBS.) PER 100 PCS.	NAED MFG #78-5994 UPC/DCI #
NTC-50T	1/2"	1.563	0.563	1.500	25	250	21	14214
NTC-75T	3/4"	1.563	0.563	1.625	25	250	23	14224
NTC-100T	1"	1.750	0.625	2.000	10	100	34	14234
NTC-125T	1-1/4"	2.000	0.688	2.375	5	50	53	14244
NTC-150T	1-1/2"	2.125	0.750	2.625	2	20	66	14254
NTC-200T	2"	2.313	0.813	3.313	5	25	114	14264
NTC-250T	2-1/2"	3.000	1.313	3.750	1	10	245	14265
NTC-300T	3"	3.125	1.438	4.250	1	5	298	14266
NTC-350T	3-1/2"	3.188	1.500	4.750	1	5	387	14267
NTC-400T	4"	3.438	1.563	5.313	1	5	472	14268
NTC-500T	5"	4.283	1.965	6.016	-	1	787	14269
NTC-600T	6"	4.613	2.125	7.625	-	1	1110	14270

# Malleable Iron Rigid Compression Couplings

## For Threadless Rigid Conduit and IMC

**Application:**

To couple sections of threadless rigid conduit together

**Features:**

- Concrete tight

**Standard Materials:**

Malleable Iron

**Standard Finish**

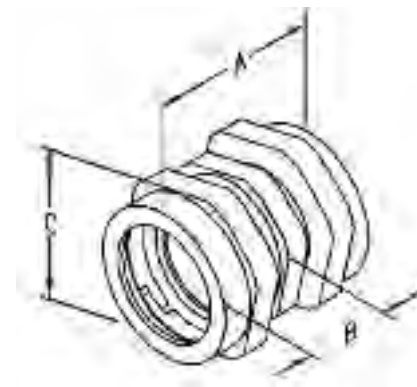
Zinc Plated



UL Listed:  
E207875



Type NTCC-50



CATALOG NUMBER	TRADE SIZE	DIM A	DIM B	DIM C	UNIT PACK	STANDARD PACK	WEIGHT (LBS.) PER 100 PCS.	NAED MFG #78-5994 UPC/DCI #
NTCC-50	1/2"	1.813	0.500	1.500	25	250	30	14413
NTCC-75	3/4"	1.875	0.500	1.625	10	100	32	14414
NTCC-100	1"	2.188	0.563	2.000	5	50	44	14415
NTCC-125	1-1/4"	2.625	0.688	2.375	5	50	78	14416
NTCC-150	1-1/2"	2.688	0.750	2.625	2	20	93	14417
NTCC-200	2"	3.063	0.938	3.313	5	25	159	14418
NTCC-250	2-1/2"	4.500	2.000	3.750	1	10	277	14473
NTCC-300	3"	4.938	2.250	4.250	1	5	393	14483
NTCC-350	3-1/2"	5.000	2.250	4.750	1	5	547	14493
NTCC-400	4"	5.625	2.438	5.313	1	5	626	14494
NTCC-500	5"	6.250	2.713	6.016	-	1	1220	14423
NTCC-600	6"	6.875	2.975	7.625	-	1	1300	14424

# Malleable Iron Rigid Set-Screw Connectors

## For Threadless Rigid Conduit and IMC

**Application:**

To connect threadless rigid conduit to boxes and enclosures.

**Features:**


- Concrete tight
- Available with insulated throat
- Male hub thread (NPS)

**Standard Materials:**

Malleable Iron

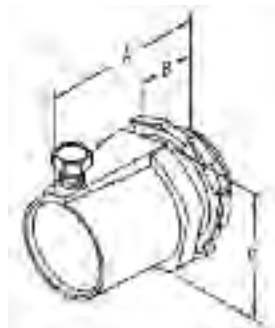
**Standard Finish:**

Zinc Plated

 **UL Listed:**  
E207875



Type TRC-50



CATALOG NUMBER	TRADE SIZE	DIM A	DIM B	DIM C	UNIT PACK	STANDARD PACK	WEIGHT (LBS.) PER 100 PCS.	NAED MFG #78-5994 UPC/DCI #
TRC-50	1/2"	1.375	0.438	1.313	25	250	13	70830
TRC-75	3/4"	1.688	0.500	1.563	25	100	21	70831
TRC-100	1"	1.938	0.563	1.875	5	25	38	70832
TRC-125	1-1/4"	2.188	0.625	2.188	5	25	44	70833
TRC-150	1-1/2"	2.313	0.625	2.500	5	20	67	70834
TRC-200	2"	2.438	0.625	2.938	2	10	105	70835
TRC-250	2-1/2"	3.188	0.750	3.625	2	10	190	70836
TRC-300	3"	3.813	0.875	4.250	1	5	272	70837
TRC-350	3-1/2"	4.313	0.938	4.688	1	5	367	70838
TRC-400	4"	4.625	0.938	5.188	1	5	427	70839
TRC-500	5"	4.750	1.375	6.500	-	1	695	70890
TRC-600	6"	4.938	1.500	7.500	-	1	911	70900

## Insulated Throat



Type TRC-50T



CATALOG NUMBER	TRADE SIZE	DIM A	DIM B	DIM C	UNIT PACK	STANDARD PACK	WEIGHT (LBS.) PER 100 PCS.	NAED MFG #78-5994 UPC/DCI #
TRC-50T	1/2"	1.375	0.500	1.313	25	250	14	70840
TRC-75T	3/4"	1.688	0.563	1.563	25	100	22	70841
TRC-100T	1"	1.938	0.625	1.875	5	25	39	70842
TRC-125T	1-1/4"	2.188	0.688	2.188	5	25	54	70843
TRC-150T	1-1/2"	2.313	0.688	2.500	5	20	70	70844
TRC-200T	2"	2.438	0.688	2.938	2	10	106	70845
TRC-250T	2-1/2"	3.188	0.813	3.625	2	10	191	70846
TRC-300T	3"	3.813	0.938	4.250	1	5	280	70847
TRC-350T	3-1/2"	4.313	1.000	4.688	1	5	380	70848
TRC-400T	4"	4.500	1.000	5.188	1	5	455	70849
TRC-500T	5"	4.688	1.438	6.500	-	1	701	70170
TRC-600T	6"	4.938	1.563	7.500	-	1	920	70180

# Malleable Iron Rigid Set-Screw Couplings

For Threadless Rigid Conduit and IMC

**Application:**

To couple sections of threadless rigid conduit together

**Features:**

- Concrete tight

**Standard Materials:**

Malleable Iron

**Standard Finish:**

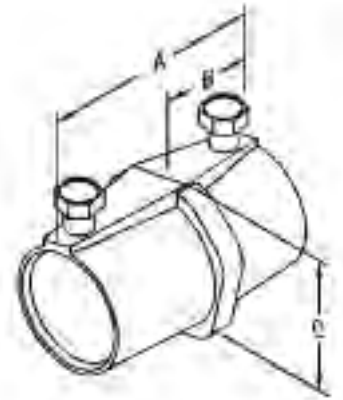
Zinc Plated



UL Listed:  
E207875



Type TRCC-75



CATALOG NUMBER	TRADE SIZE	DIM A	DIM B	DIM C	UNIT PACK	STANDARD PACK	WEIGHT (LBS.) PER 100 PCS.	NAED MFG #78-5994 UPC/DCI #
TRCC-50	1/2"	1.750	0.750	1.375	20	100	30	70820
TRCC-75	3/4"	2.000	0.875	1.563	20	100	32	70821
TRCC-100	1"	2.688	1.188	1.875	5	50	44	70822
TRCC-125	1-1/4"	2.750	1.250	2.188	5	25	78	70823
TRCC-150	1-1/2"	3.188	1.500	2.500	5	20	93	70824
TRCC-200	2"	3.375	1.563	3.000	2	10	159	70825
TRCC-250	2-1/2"	4.000	1.718	3.125	2	10	277	70826
TRCC-300	3"	4.250	1.938	3.750	1	5	393	70827
TRCC-350	3-1/2"	4.500	2.250	4.250	1	5	547	70828
TRCC-400	4"	4.750	2.625	4.750	1	5	626	70829
TRCC-500	5"	6.000	2.818	6.500	-	1	1220	70862
TRCC-600	6"	6.500	3.000	7.500	-	1	1300	70863

# Combination Couplings

For Rigid Conduit, IMC and E.M.T.

## Application:

To join E.M.T. to Rigid or IMC

## Features:

- Threaded rigid and IMC to compression E.M.T.
- Concrete tight
- NPT female hub

## Standard Materials:

Steel

## Standard Finish:

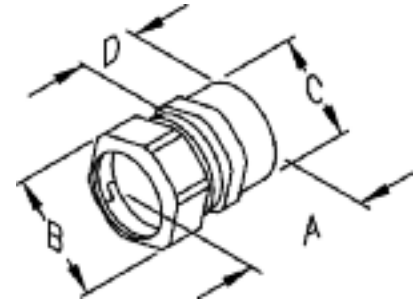
Zinc Plated



## For EMT Steel Compression to Threaded Rigid Couplings



Type ERC-23



CATALOG NUMBER	TRADE SIZE	DIM A	DIM B	DIM C	DIM D	UNIT PACK	STANDARD PACK	WEIGHT (LBS.) PER 100 PCS.	NAED MFG #78-5994 UPC/DCI #
ERC-22	1/2"	1.313	1.125	0.875	0.688	25	250	14	47322
ERC-23	3/4"	1.438	1.375	1.125	0.750	25	250	25	47323
ERC-24	1"	1.500	1.688	1.375	0.813	25	250	34	47324

## Application:

A combination coupling to provide a transition from EMT to unthreaded rigid conduit or IMC.

## Features:

- Pre-set and staked Robertson head screws
- Concrete tight when taped

## Standard Materials:

Steel

## Standard Finish:

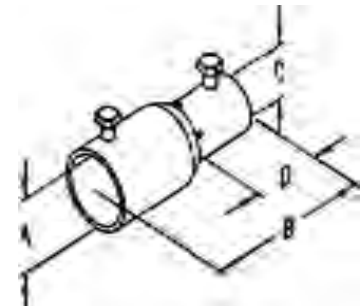
Zinc Plated



## For EMT Steel Set-Screw to Rigid Set-Screw Couplings



Type S18ES



CATALOG NUMBER	TRADE SIZE	DIM A	DIM B	DIM C	DIM D	UNIT PACK	STANDARD PACK	WEIGHT (LBS.) PER 100 PCS.	NAED MFG #78-5994 UPC/DCI #
S16ES	1/2"	1.000	2.375	0.875	0.938	50	500	14	23016
S17ES	3/4"	1.250	2.813	1.125	1.125	25	250	28	23017
S18ES	1"	1.500	3.000	1.188	1.188	-	25	36	23018

# Combination Couplings

For Flex Metal Conduit to Rigid or IMC Conduit

**Application:**

To connect Flexible metal conduit to Rigid or IMC conduit.

**Features:**

- Rigid Conduit to Flex
- Female hub threads - NPT

**Standard Materials:**

Malleable Iron

**Standard Materials:**

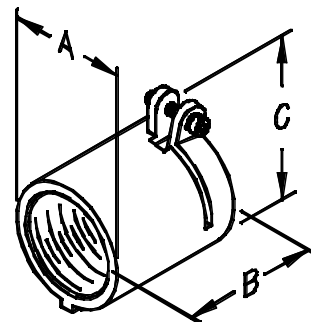
Zinc Plated

 **UL Listed:**  
207875

## Combination Couplings



Type 22E



CATALOG NUMBER	TRADE SIZE	DIM A	DIM B	DIM C	UNIT PACK	STANDARD PACK	WEIGHT (LBS.) PER 100 PCS.	NAED MFG #78-5994 UPC/DCI #
22E	1/2"	1.19	1.50	1.69	25	250	14	55221
23E	3/4"	1.38	1.75	1.88	20	200	19	55231
24E	1"	1.63	1.81	2.31	20	100	32	55241
25E	1-1/4"	2.00	2.31	2.62	-	20	36	55251

## Box Spacers

**Application:**

Used as a raceway between two enclosures.

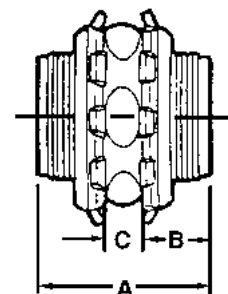
**Standard Materials:**

Zinc Die Cast

 **UL Listed:**  
E155411



Type BS50



CATALOG NUMBER	TRADE SIZE	DIM A	DIM B	DIM C	UNIT PACK	STANDARD PACK	WEIGHT (LBS.) PER 100 PCS.	NAED MFG #78-5994 UPC/DCI #
BS50	1/2"	1.12	0.40	0.31	50	500	8	70504
BS75	3/4"	1.12	0.40	0.31	50	500	11	70354

# Malleable Iron 90° Pull Elbows

## For Threaded Rigid Conduit and IMC

**Application:**

For connecting rigid conduit or IMC to rigid conduit or IMC to form 90° bend.

**Features:**


- Raintight
- Furnished with Neoprene gasketed steel cover
- Threaded for rigid conduit and IMC (Female-NPT)

**Standard Materials:**

Malleable Iron

**Standard Materials:**

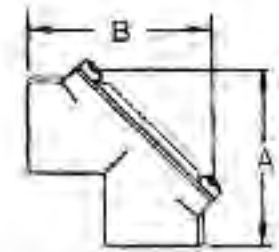
Zinc Plated

 **UL Listed:**  
E207875

### Female to Female



Type PEF75

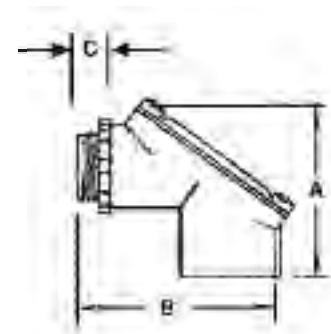


CATALOG NUMBER	TRADE SIZE	DIM A	DIM B	UNIT PACK	STANDARD PACK	WEIGHT (LBS.) PER 100 PCS.	NAED MFG #78-5994 UPC/DCI #
PEF50	1/2"	2.188	2.188	10	100	36	13701
PEF75	3/4"	2.313	2.313	5	50	49	13703
PEF100	1"	3.125	3.125	-	25	94	13704
PEF125	1-1/4"	3.625	3.625	-	20	140	13705
PEF150	1-1/2"	4.125	4.125	-	10	200	13707
PEF200	2"	4.500	4.500	-	5	345	13708

### Male to Female



Type PEM75



CATALOG NUMBER	TRADE SIZE	DIM A	DIM B	DIM C	UNIT PACK	STANDARD PACK	WEIGHT (LBS.) PER 100 PCS.	NAED MFG #78-5994 UPC/DCI #
PEM50	1/2"	2.188	2.438	0.563	10	100	36	70887
PEM75	3/4"	2.313	2.625	0.625	5	50	49	70888
PEM100	1"	3.125	3.188	0.625	-	25	94	70882
PEM125	1-1/4"	3.625	4.125	0.750	-	20	140	70883
PEM150	1-1/2"	4.125	5.188	0.813	-	10	200	90142
PEM200	2"	4.500	5.688	0.875	-	5	345	90143

**Application:**

For connecting rigid conduit or IMC to box or enclosures to form 90° bend.

**Features:**


- Raintight
- Furnished with Neoprene gasketed steel cover
- Furnished with steel locknut
- Threaded for rigid conduit and IMC (Female-NPT, Male-NPSM)

**Standard Materials:**

Malleable Iron

**Standard Materials:**

Zinc Plated

 **UL Listed:**  
E207875

# Zinc 90° Pull Elbows

## For Threaded Rigid Conduit and IMC

**Application:**

For connecting rigid conduit or IMC to rigid conduit or IMC to form 90° bend.

**Features:**

- Raintight
- Furnished with neoprene gasket

**Standard Materials:**

Zinc Die Cast

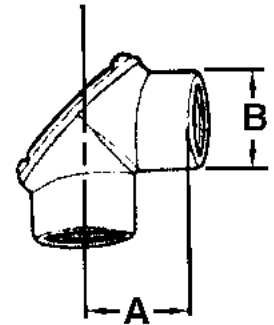
 **UL Listed:**  
E155411



### Female to Female



Type 1313

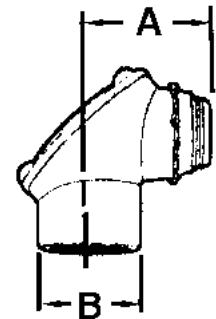


CATALOG NUMBER	TRADE SIZE	DIM A	DIM B	UNIT PACK	STANDARD PACK	WEIGHT (LBS.) PER 100 PCS.	NAED MFG #78-5994 UPC/DCI #
1313	1/2"	1.31	1.09	10	100	28	13132
1314	3/4"	1.43	1.29	5	50	33	13142
1315	1"	1.95	1.59	-	25	62	13152
1316	1-1/4"	2.26	1.97	-	20	91	13162

### Male to Female



Type 1320



CATALOG NUMBER	TRADE SIZE	DIM A	DIM B	UNIT PACK	STANDARD PACK	WEIGHT (LBS.) PER 100 PCS.	NAED MFG #78-5994 UPC/DCI #
1320	1/2"	1.31	1.09	10	100	36	13202
1321	3/4"	1.47	1.29	5	50	49	13212

**Application:**

For connecting rigid conduit or IMC to box or enclosures to form 90° bend.

**Features:**

- Removable aluminum cover and neoprene gasket facilitate wire pulling
- Assembled with Zinc Die Cast Locknut

**Standard Materials:**

Zinc Die Cast

 **UL Listed:**  
E155411





# Malleable Iron Split Couplings

## For Threaded Rigid Conduit and IMC

### Application:

A speed union for economically joining two threaded rigid metal conduits.

### Features:


- A neoprene gasket provides a concrete tight seal at the joint
- Use where conduit runs are closely spaced
- Use where conduit is tight against wall, ceiling or other obstruction
- Use where conduit cannot be turned

### Standard Materials:

Malleable Iron

### Standard Finish:

Zinc Plated

 **UL Listed:**  
E207875



Type SCC-200



CATALOG NUMBER	TRADE SIZE	DIM A	DIM B	DIM C	UNIT PACK	STANDARD PACK	WEIGHT (LBS.) PER 100 PCS.	NAED MFG #78-5994 UPC/DCI #
*SCC-50	1/2"	2.000	1.250	1.250	10	100	34	70795
*SCC-75	3/4"	2.313	1.250	1.500	10	100	40	70796
*SCC-100	1"	2.625	1.625	1.813	10	40	60	70797
*SCC-125	1-1/4"	3.063	1.625	2.188	5	20	75	70798
*SCC-150	1-1/2"	3.313	1.938	2.438	5	20	113	70799
SCC-200	2"	3.813	2.000	2.875	5	20	113	70800
SCC-250	2-1/2"	4.625	3.063	3.563	2	20	275	70801
SCC-300	3"	5.313	3.125	4.125	2	20	300	70802
SCC-350	3-1/2"	6.063	3.250	4.813	1	5	425	70803
SCC-400	4"	6.563	3.438	5.375	1	5	500	70804
SCC-500	5"	8.063	3.875	6.563	-	1	900	70805
SCC-600	6"	9.250	4.188	7.625	-	1	1300	70806

1/2" and 3/4" furnished with one screw

1" through 6" furnished with two screws

# One-Hole Straps

## For Threaded Rigid Conduit and IMC

**Application:**

Click-on type one-hole straps for rigid conduit or IMC. Provides support for the conduits, as required by the National Electrical Code.

**Features:**

Heavy Duty Casting

**Standard Materials:**

Malleable Iron

**Standard Finish:**

Zinc Plated

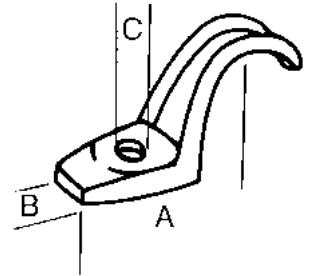


UL Listed:  
E186443

### Malleable Iron



Type 133

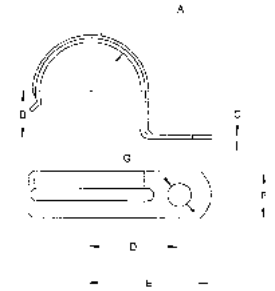


CATALOG NUMBER	TRADE SIZE	DIM A	DIM B	DIM C	UNIT PACK	STANDARD PACK	WEIGHT (LBS.) PER 100 PCS.	NAED MFG #78-5994 UPC/DCI #
132	1/2"	1.437	0.625	0.312	100	1000	6	81321
133	3/4"	1.750	0.750	0.312	100	1000	8	81331
134	1"	2.125	0.937	0.312	50	500	9	81341
135	1-1/4"	2.375	1.062	0.437	-	100	22	81351
136	1-1/2"	2.750	1.062	0.500	-	50	32	81361
137	2"	3.937	1.250	0.562	-	50	44	81371
138	2-1/2"	3.937	1.250	0.562	-	25	66	81381
139	3"	5.187	1.750	0.562	-	10	159	81391
141	3-1/2"	5.562	2.125	0.750	-	10	185	81411
148	4"	6.500	2.250	0.750	-	10	221	81481
150	5"	10.040	2.750	0.750	-	5	369	81501
152	6"	12.500	3.130	0.750	-	5	631	81521

### Steel



Type 132S



**Standard Materials:**  
Steel

**Standard Finish:**

Zinc Plated



UL Listed:  
E186443

CATALOG NUMBER	TRADE SIZE	DIM A	DIM B	DIM C	DIM D	DIM E	DIM F	DIM G	UNIT PACK	STANDARD PACK	WEIGHT (LBS.) PER 100 PCS.	NAED MFG #78-5994 UPC/DCI #
130S	1/4"	0.265	0.235	0.060	0.800	1.125	0.562	0.200	100	1000	2	81307
131S	3/8"	0.340	0.300	0.075	0.937	1.250	0.562	0.250	100	1000	3	81317
132S	1/2"	0.420	0.390	0.075	0.937	1.375	0.625	0.250	100	1000	3	81327
133S	3/4"	0.525	0.500	0.090	1.031	1.562	0.750	0.250	100	1000	3	81337
134S	1"	0.655	0.620	0.090	1.250	1.812	0.875	0.312	50	500	5	81347
135S	1-1/4"	0.830	0.800	0.100	1.500	2.000	0.875	0.375	50	500	7	81357
136S	1-1/2"	0.950	0.920	0.125	1.875	2.500	1.000	0.437	50	250	10	81367
137S	2"	1.185	1.150	0.125	2.125	2.750	1.125	0.562	-	50	17	81377
138S	2-1/2"	1.437	1.400	0.150	2.562	3.312	1.250	0.562	-	25	29	81387
139S	3"	1.750	1.700	0.150	2.875	3.625	1.250	0.562	-	25	50	81397
141S	3-1/2"	2.000	1.950	0.180	3.250	4.000	1.250	0.562	-	15	110	81471
148S	4"	2.250	2.200	0.180	3.500	4.250	1.250	0.562	-	10	120	81417

# Two-Hole Straps

For Threaded Rigid Conduit and IMC

**Application:**

Snap-on type two-hole straps for rigid conduit and IMC are used where higher load bearing supports are desired.

**Standard Materials:**

Steel

**Standard Finish:**

Zinc Plated



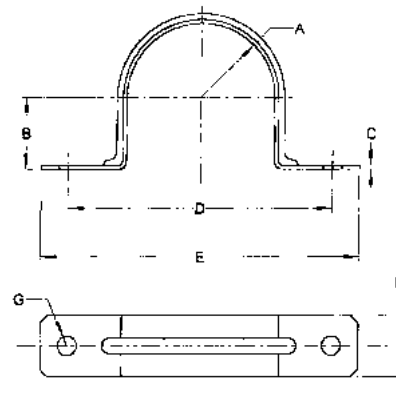
UL Listed:  
E186443



## Steel



Type 2133S



CATALOG NUMBER	TRADE SIZE	DIM A	DIM B	DIM C	DIM D	DIM E	DIM F	DIM G	UNIT PACK	STANDARD PACK	WEIGHT (LBS.) PER 100 PCS.	NAED MFG #78-5994 UPC/DCI #
2132S	1/2"	0.420	0.390	0.035	1.875	2.500	0.625	0.188	-	250	2	21327
2133S	3/4"	0.525	0.500	0.035	2.250	2.875	0.688	0.188	-	150	2	21337
2134S	1"	0.655	0.620	0.048	2.625	3.375	0.750	0.250	-	100	3	21347
2135S	1-1/4"	0.830	0.800	0.048	3.437	4.188	0.875	0.250	-	50	5	21357
2136S	1-1/2"	0.950	0.920	0.060	3.812	4.625	0.937	0.250	-	50	7	21367
2137S	2"	1.185	1.150	0.060	4.250	5.125	1.000	0.375	-	25	12	21377
2138S	2-1/2"	1.437	1.400	0.075	4.875	5.875	1.000	0.375	-	25	20	21387
2139S	3"	1.750	1.700	0.075	5.500	6.500	1.000	0.375	-	20	28	21397
2141S	3-1/2"	2.000	1.950	0.090	6.375	7.375	1.000	0.437	-	15	31	21417
2148S	4"	2.250	2.200	0.090	7.000	8.000	1.000	0.437	-	10	36	21487
2150S	5"	2.560	2.560	0.125	8.250	9.000	1.000	0.437	-	10	49	21507
2152S	6"	3.125	3.125	0.125	8.500	9.250	1.000	0.437	-	10	55	21527

# Conduit Reducer Bushings

## For Threaded Rigid Conduit and IMC

**Application:**

To reduce the trade size of a tapered entry on a conduit fitting.

**Features:**

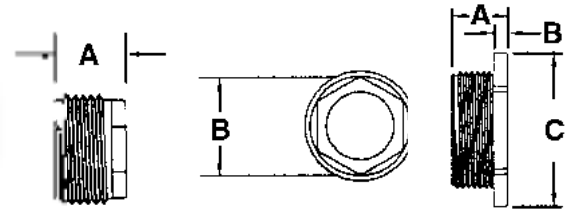
- Threaded for rigid conduit and IMC.
- Made with rolled edge, protects wire insulation.



### Flush Type



Type CR1



CATALOG NUMBER	TRADE SIZE	DIM A	DIM B	DIM C	UNIT PACK	STANDARD PACK	WEIGHT (LBS.) PER 100 PCS.	NAED MFG #78-5994 UPC/DCI #
CR0	1/2" x 3/8"	0.638	0.908		-	200	3	80007
CR1	3/4" x 1/2"	0.650	0.930		-	200	4	80017
CR2	1" x 1/2"	0.715	1.125		-	100	13	80027
CR3	1" x 3/4"	0.715	1.125		-	100	8	80037
CR4	1-1/4" x 1/2"	0.820	1.470		-	50	29	80047
CR5	1-1/4" x 3/4"	0.820	1.470		-	50	22	80057
CR6	1-1/4" x 1"	0.810	1.470		-	50	14	80067
CR7	1-1/2" x 1/2"	0.850	1.700		-	50	38	80077
CR8	1-1/2" x 3/4"	0.850	1.700		-	50	32	80087
CR9	1-1/2" x 1"	0.850	1.700		-	50	24	80097
CR10	1-1/2" x 1-1/4"	0.850	1.700		-	50	12	80107
CR11	2" x 1/2"	0.970	2.230		-	25	45	80117
CR12	2" x 3/4"	0.970	2.230		-	25	68	80127
CR13	2" x 1"	0.970	2.230		-	25	54	80137
CR14	2" x 1-1/4"	0.970	2.230		-	25	44	80147
CR15	2" x 1-1/2"	0.970	2.230		-	25	31	80157
CR16	2-1/2" x 1/2"	1.070	0.430	1.340	-	10	85	80167
CR17	2-1/2" x 3/4"	1.070	0.500	1.630	-	10	80	80177
CR18	2-1/2" x 1"	1.070	0.580	1.950	-	10	88	80187
CR19	2-1/2" x 1-1/4"	1.070	0.670	2.390	-	10	91	80197
CR20	2-1/2" x 1-1/2"	1.070	0.700	2.680	-	10	80	80207
CR21	2-1/2" x 2"	1.200	0.750	3.485	-	10	50	80217
CR22	3" x 1/2"	1.130	0.430	1.340	-	10	110	80227
CR23	3" x 3/4"	1.130	0.500	1.630	-	10	108	80237
CR24	3" x 1"	1.785	0.500	4.075	-	10	116	80247
CR25	3" x 1-1/4"	2.100	0.410	3.445	-	10	126	80257
CR26	3" x 1-1/2"	2.020	0.440	3.460	-	10	117	80267
CR27	3" x 2"	2.000	0.400	3.380	-	10	121	80277
CR28	3" x 2-1/2"	1.390	0.375	4.395	-	10	100	80287
CR29	3-1/2" x 1/2"	1.180	0.430	1.950	-	5	233	80297
CR30	3-1/2" x 3/4"	1.180	0.500	1.950	-	5	231	80307
CR31	3-1/2" x 1"	1.180	0.580	1.950	-	5	230	80317
CR32	3-1/2" x 1-1/4"	1.180	0.670	2.390	-	5	202	80327
CR33	3-1/2" x 1-1/2"	1.180	0.700	3.280	-	5	200	80337
CR34	3-1/2" x 2"	1.180	0.750	3.280	-	5	233	80347
CR35	3-1/2" x 2-1/2"	1.180	0.920	3.860	-	5	180	80357
CR36	3-1/2" x 3"	1.180	0.980	4.920	-	5	150	80367
CR37	4" x 1/2"	1.220	0.500	1.950	-	5	250	80377
CR38	4" x 3/4"	1.220	0.560	1.950	-	5	240	80387
CR39	4" x 1"	1.220	0.580	1.950	-	5	235	80397
CR40	4" x 1-1/4"	1.220	0.670	2.350	-	5	220	80407
CR41	4" x 1-1/2"	1.220	0.700	2.680	-	5	180	80417
CR42	4" x 2"	1.220	0.750	2.680	-	5	304	80427
CR43	4" x 2-1/2"	1.220	0.920	3.200	-	5	350	80437
CR44	4" x 3"	1.775	0.980	4.625	-	5	238	80447
CR45	4" x 3-1/2"	1.400	1.030	5.200	-	5	138	80457
CR46	5" x 4"	2.130	1.030	5.630	-	5	375	80467
CR47	6" x 5"	2.830	1.030	6.563	-	5	463	80468

# Conduit Hex Reducer Bushings

For Threaded Rigid Conduit and IMC

**Features:**

- Threaded for rigid conduit and IMC.
- Provided with hex shoulder.

**Material/Finish:**

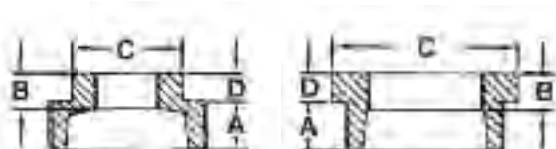
Malleable Iron/Zinc Plated



## Flush Type



Type HCR1



CATALOG NUMBER	TRADE SIZE	DIM A	DIM B	DIM C	DIM D	UNIT PACK	STANDARD PACK	WEIGHT (LBS.) PER 100 PCS.	NAED MFG #78-5994 UPC/DCI #
HCR1	3/4" x 1/2"	0.63	0.53	1.15	0.22	-	100	8	80011
HCR2	1" x 1/2"	0.75	0.43	1.42	0.25	-	100	15	80021
HCR3	1" x 3/4"	0.75	0.50	1.42	0.25	-	100	12	80031
HCR4	1-1/4" x 1/2"	0.80	0.43	1.34	0.34	-	50	30	80041
HCR5	1-1/4" x 3/4"	0.80	0.50	1.76	0.28	-	50	50	80051
HCR6	1-1/4" x 1"	0.80	0.58	1.76	0.28	-	50	21	80061
HCR7	1-1/2" x 1/2"	0.83	0.43	1.34	0.37	-	50	48	80071
HCR8	1-1/2" x 3/4"	0.83	0.50	1.63	0.37	-	50	43	80081
HCR9	1-1/2" x 1"	0.83	0.58	2.00	0.31	-	50	40	80091
HCR10	1-1/2" x 1-1/4"	0.83	0.71	2.00	0.31	-	50	26	80101
HCR11	2" x 1/2"	0.88	0.43	1.34	0.41	-	25	85	80111
HCR12	2" x 3/4"	0.88	0.50	1.63	0.41	-	25	81	80121
HCR13	2" x 1"	0.88	0.58	1.95	0.41	-	25	73	80131
HCR14	2" x 1-1/4"	0.88	0.67	2.48	0.34	-	25	64	80141
HCR15	2" x 1-1/2"	0.88	0.70	2.48	0.34	-	25	55	80151
HCR16	2-1/2" x 1/2"	1.07	0.43	1.34	0.44	-	10	83	80161
HCR17	2-1/2" x 3/4"	1.07	0.50	1.63	0.44	-	10	80	80171
HCR18	2-1/2" x 1"	1.07	0.58	1.95	0.44	-	10	79	80181
HCR19	2-1/2" x 1-1/4"	1.07	0.67	2.39	0.44	-	10	74	80191
HCR20	2-1/2" x 1-1/2"	1.07	0.70	2.68	0.40	-	10	73	80201
HCR21	2-1/2" x 2"	1.07	0.75	2.98	0.37	-	10	76	80211
HCR22	3" x 1/2"	1.13	0.43	1.34	0.48	-	10	150	80221
HCR23	3" x 3/4"	1.13	0.50	1.63	0.48	-	10	120	80231
HCR24	3" x 1"	1.13	0.58	1.95	0.48	-	10	110	80241
HCR25	3" x 1-1/4"	1.13	0.67	2.39	0.48	-	10	100	80251
HCR26	3" x 1-1/2"	1.13	0.70	2.68	0.48	-	10	158	80261
HCR27	3" x 2"	1.13	0.75	3.28	0.48	-	10	188	80271
HCR28	3" x 2-1/2"	1.13	0.92	3.86	0.40	-	10	150	80281
HCR29	3-1/2" x 1/2"	1.18	0.43	1.85	0.52	-	10	160	80291
HCR30	3-1/2" x 3/4"	1.18	0.50	1.95	0.52	-	10	151	80301
HCR31	3-1/2" x 1"	1.18	0.58	1.95	0.52	-	10	144	80311
HCR32	3-1/2" x 1-1/4"	1.18	0.67	2.39	0.52	-	10	135	80321
HCR33	3-1/2" x 1-1/2"	1.18	0.70	3.28	0.52	-	10	130	80331
HCR34	3-1/2" x 2"	1.18	0.75	3.28	0.52	-	10	165	80341
HCR35	3-1/2" x 2-1/2"	1.18	0.92	3.86	0.52	-	10	172	80351
HCR36	3-1/2" x 3"	1.18	0.98	4.62	0.43	-	10	166	80361
HCR37	4" x 1/2"	1.22	0.50	1.95	0.60	-	5	215	80371
HCR38	4" x 3/4"	1.22	0.56	1.95	0.60	-	5	185	80381
HCR39	4" x 1"	1.22	0.58	1.95	0.60	-	5	175	80391
HCR40	4" x 1-1/4"	1.22	0.67	2.39	0.60	-	5	160	80401
HCR41	4" x 1-1/2"	1.22	0.70	2.68	0.60	-	5	153	80411
HCR42	4" x 2"	1.22	0.75	3.28	0.60	-	5	177	80421
HCR43	4" x 2-1/2"	1.22	0.92	3.86	0.60	-	5	225	80431
HCR44	4" x 3"	1.22	0.98	4.62	0.50	-	5	310	80441
HCR45	4" x 3-1/2"	1.22	1.03	5.20	0.50	-	5	218	80451
HCR46	5" x 4"	1.50	1.03	5.20	0.50	-	5	438	80461

# Conduit Reducing Washers

For Threaded Rigid Conduit and IMC

**Application:**

Reduce knockout size on sheet metal box, enclosure or cabinet.

Note: Two reducing washers are required for each knockout.

**Standard Materials:**

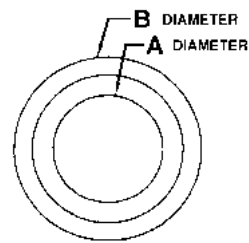
Galvanized Steel



UL Listed:  
E181788



**Recess Type**



CATALOG NUMBER	TRADE SIZE	DIM A	DIM B	DIM C	UNIT PACK	STANDARD PACK	WEIGHT (LBS.) PER 100 PCS.	NAED MFG #78-5994 UPC/DCI #
CW19	1/2" x 1/4"	0.830	1.382	0.035	-	500	1	81197
CW20	1/2" x 3/8"	0.830	1.382	0.035	-	500	1	81207
CW21	3/4" x 1/2"	0.870	1.420	0.035	250	2500	1	81217
CW31	1" x 1/2"	0.870	1.710	0.035	250	2500	2	81506
CW32	1" x 3/4"	1.060	1.710	0.035	250	2500	2	81507
CW41	1-1/4" x 1/2"	0.870	2.080	0.035	100	1000	3	81508
CW42	1-1/4" x 3/4"	1.125	2.080	0.035	100	1000	3	81510
CW43	1-1/4" x 1"	1.380	2.080	0.035	100	1000	3	81512
CW51	1-1/2" x 1/2"	0.870	2.635	0.035	100	1000	6	81517
CW52	1-1/2" x 3/4"	1.060	2.635	0.035	100	1000	5	81527
CW53	1-1/2" x 1"	1.335	2.635	0.035	100	1000	4	81537
CW54	1-1/2" x 1-1/4"	1.690	2.635	0.035	100	1000	3	81547
CW61	2" x 1/2"	0.870	3.265	0.035	50	500	9	81617
CW62	2" x 3/4"	1.060	3.265	0.035	50	500	9	81627
CW63	2" x 1"	1.335	3.265	0.035	50	500	8	81637
CW64	2" x 1-1/4"	1.690	3.265	0.035	50	500	7	81647
CW65	2" x 1-1/2"	1.935	3.265	0.035	50	500	6	81657
CW71	2-1/2" x 1/2"	0.870	3.265	0.035	50	500	8	81717
CW72	2-1/2" x 3/4"	1.060	3.265	0.035	50	500	8	81727
CW73	2-1/2" x 1"	1.370	3.265	0.035	50	500	7	81737
CW74	2-1/2" x 1-1/4"	1.750	3.265	0.035	50	500	6	81747
CW75	2-1/2" x 1-1/2"	1.995	3.265	0.035	50	500	5	81757
CW76	2" - 1/2 x 2"	2.425	3.265	0.035	50	500	4	81767
CW81	3" x 1/2"	0.870	4.490	0.040	25	250	17	81817
CW82	3" x 3/4"	1.060	4.490	0.040	25	250	17	81827
CW83	3" x 1"	1.360	4.490	0.040	25	250	19	81837
CW84	3" x 1-1/4"	1.750	4.490	0.040	25	250	18	81847
CW85	3" x 1-1/2"	1.995	4.490	0.040	25	250	15	81857
CW86	3" x 2"	2.100	4.490	0.040	25	250	13	81867
CW87	3" x 2-1/2"	2.840	4.490	0.040	25	250	12	81877
CW91	3-1/2" x 1/2"	0.870	5.000	0.060	10	100	32	81917
CW92	3-1/2" x 3/4"	1.060	5.000	0.060	10	100	33	81927
CW93	3-1/2" x 1"	1.380	5.000	0.060	10	100	31	81937
CW94	3-1/2" x 1-1/4"	1.710	5.000	0.060	10	100	29	81947
CW95	3-1/2" x 1-1/2"	1.950	5.000	0.060	10	100	58	81957
CW96	3-1/2" x 2"	2.435	5.000	0.060	10	100	30	81967
CW97	3-1/2" x 2-1/2"	2.920	5.000	0.060	10	100	25	81977
CW98	3-1/2" x 3"	3.560	5.000	0.060	10	100	19	81987
CW101	4" x 1/2"	0.870	5.500	0.065	10	100	40	81017
CW102	4" x 3/4"	1.060	5.500	0.065	10	100	37	81027
CW103	4" x 1"	1.380	5.500	0.065	10	100	38	81037
CW104	4" x 1-1/4"	1.715	5.500	0.065	10	100	36	81047
CW105	4" x 1-1/2"	1.970	5.500	0.065	10	100	35	81057
CW106	4" x 2"	2.435	5.500	0.065	10	100	37	81067
CW107	4" x 2-1/2"	2.920	5.500	0.065	10	100	33	81077
CW108	4" x 3"	3.560	5.500	0.065	10	100	24	81087
CW109	4" x 3-1/2"	4.050	5.500	0.065	10	100	22	81097

# Pipe Plugs

**Application:**

To close up a taped hole or hub.

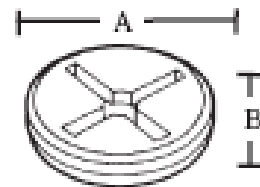
**Features:**

Threaded (NPT)

**Standard Materials:**

Zinc Die Cast

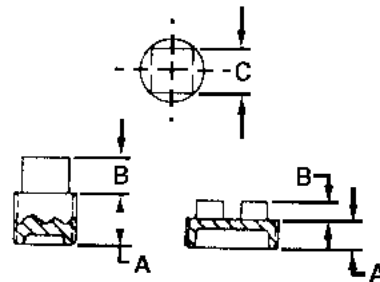
## Slotted Plugs



Type P3

CATALOG NUMBER	TRADE SIZE	DIM A	DIM B	UNIT PACK	STANDARD PACK	WEIGHT (LBS.) PER 100 PCS.	NAED MFG #78-5994 UPC/DCI #
P1	1/2"	0.560	0.160	100	1000	1	14012
P2	3/4"	0.630	0.180	100	1000	2	14022
P3	1"	0.750	0.200	100	1000	4	14032

## Square Head



Type P4

CATALOG NUMBER	TRADE SIZE	DIM A	DIM B	DIM C	UNIT PACK	STANDARD PACK	WEIGHT (LBS.) PER 100 PCS.	NAED MFG #78-5994 UPC/DCI #
P4	1/2"	0.790	0.330	0.563	-	100	11	14041
P5	3/4"	1.000	0.300	0.625	-	100	15	14051
P6	1"	1.230	0.280	0.813	-	100	24	14061
P7	1-1/4"	0.800	0.560	0.938	-	25	32	14071
P8	1-1/2"	0.830	0.620	1.125	-	25	46	14081
P9	2"	0.880	0.680	1.313	-	25	78	14091
P25	2-1/2"	1.070	0.740	1.500	-	10	112	14251
P30	3"	1.130	0.800	1.688	-	10	180	14301
P35	3-1/2"	1.180	0.860	1.875	-	5	228	14353
P40	4"	1.220	1.000	2.175	-	5	300	14401

**Standard Materials:**

Malleable Iron

**Standard Finish:**

Zinc Plated

# Pipe Plugs and Nail Straps

**Application:**

To close up a taped hole or hub.

**Features:**

Threaded (NPT)

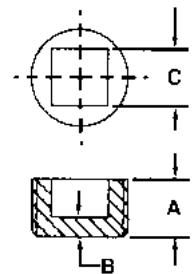
**Standard Materials:**

Malleable Iron

**Standard Finish:**

Zinc Plated

## Pipe Plugs - For Threaded Rigid Conduit and IMC



Type P10

CATALOG NUMBER	TRADE SIZE	DIM A	DIM B	DIM C	UNIT PACK	STANDARD PACK	WEIGHT (LBS.) PER 100 PCS.	NAED MFG #78-5994 UPC/DCI #
P10	1/2"	0.560	0.160	0.382	-	100	7	14101
P11	3/4"	0.630	0.180	0.508	-	100	12	14111
P12	1"	0.750	0.200	0.508	-	100	21	14121
P13	1-1/4"	0.800	0.759	0.220	-	100	33	14131
P14	1-1/2"	0.830	0.759	0.240	-	25	45	14141
P15	2"	0.880	0.884	0.260	-	25	78	14151
P16	2-1/2"	1.070	1.137	0.290	-	10	148	14161
P17	3"	1.130	1.391	0.310	-	10	219	14171
P18	3-1/2"	1.180	1.518	0.340	-	5	336	14181
P19	4"	1.220	2.022	0.370	-	5	378	14191
P20	5"	1.310	2.275	0.400	-	5	540	14201
P21	6"	1.375	2.530	0.437	-	5	780	14211

## Nail Straps - For Threaded Rigid Conduit and EMT

**Application:**

To secure rigid to wooden structure members. Use in place of one hole straps.

**Features:**

- Tensile strength of Cast Steel is 30% higher than Malleable Iron
- Withstands greater striking force

**Standard Materials:**

Cast Steel

**Standard Finish:**

Zinc Plated



Type 360M

CATALOG NUMBER	CONDUIT SIZES THINWALL	RIGID	UNIT PACK	STANDARD PACK	WEIGHT (LBS.) PER 100 PCS.	NAED MFG #78-5994 UPC/DCI #
360M	1/2"	3/8"	100	1000	3	83607
361M	3/4"	1/2"	100	1000	4	83617
362M	1"	3/4"	100	1000	6	83627



# Floor Flanges, Enlargers and C Clamps

**Application:**

Used to support rigid conduit or IMC to the floor.

**Features:**

Heavy Duty Casting

**Standard Materials:**

Malleable Iron

**Standard Finish:**

Zinc Plated

## Malleable Iron Floor Flanges, Threaded Insert



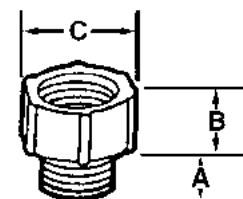
Type 2F

CATALOG NUMBER	TRADE SIZE	BASE DIM	UNIT PACK	STANDARD PACK	WEIGHT (LBS.) PER 100 PCS.	NAED MFG #78-5994 UPC/DCI #
1F	1/2"	3.00	-	25	47	12311
2F	3/4"	3.38	-	25	50	12321
3F	1"	3.38	-	25	86	12331
4F	1-1/4"	4.00	-	25	79	12341
5F	1-1/2"	4.38	-	25	130	12351
6F	2"	4.88	-	25	216	12361

## Malleable Iron Enlargers Male-Female



Type E35



**Application:**

Enlarges a threaded hub in an enclosure or conduit fittings.

**Standard Materials:**

Malleable Iron

CATALOG NUMBER	TRADE SIZE	DIM A	DIM B	DIM C	UNIT PACK	STANDARD PACK	WEIGHT (LBS.) PER 100 PCS.	NAED MFG #78-5994 UPC/DCI #
E35	1/2" M - 3/4" F	0.56	0.19	1.38	25	250	20	14351
E36	3/4" M - 1" F	0.56	0.94	1.75	10	100	45	14361
E37	1" M - 1-1/4" F	0.56	1.06	2.25	10	100	65	14371
E38	1-1/4" M - 1" F	0.63	1.25	2.38	10	100	87	14381

## C-Clamps



Type 21CC

**Standard Materials:**

Steel

CATALOG NUMBER	TRADE SIZE	LENGTH	WIDTH	UNIT PACK	STANDARD PACK	WEIGHT (LBS.) PER 100 PCS.	NAED MFG #78-5994 UPC/DCI #
21CC	3/8"	3.38	2.56	-	100	45	15217
22CC	1/2"	4.64	3.25	-	100	47	15227

# Aluminum Set-Screw Conduit Bodies

## For EMT Conduit

### Application:

To provide access to conductors for pulling, splicing, and maintenance. Use for thinwall conduit.

### Features:

- Die cast from high-strength, corrosion and weather resistant, copper-free aluminum alloy.
- Flat back design for easy mounting close to walls.

### Standard Materials:

1/2" - 2"


Die Cast/Copper-Free Aluminum

2 1/2" - 4"

Sand-Cast Copper-Free Aluminum

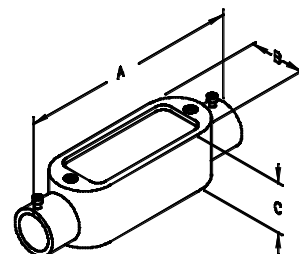
### Standard Finish:

Aluminum Enameled

 **UL Listed:**  
E198259



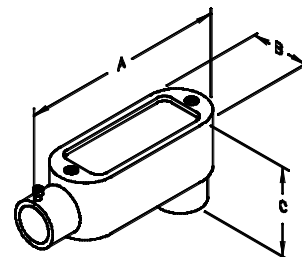
TYPE C1AT



CATALOG NUMBER	TRADE SIZE	DIM A	DIM B	DIM C	MAXIMUM WIRE SIZE	VOLUME CU. IN.	UNIT PACK	STANDARD PACK	WEIGHT (LBS.) PER 100 PCS.	NAED MFG #78-5994 UPC/DCI #
<b>C TYPE</b>										
C1AT	1/2"	4.69	1.38	1.31	N/A	4.35	10	50	21	49015
C2AT	3/4"	5.50	1.56	1.63	3 #6 AWG	7.30	10	50	33	49025
C3AT	1"	6.48	1.88	1.88	3 #4 AWG	12.20	5	25	46	49035
C4AT	1-1/4"	8.31	2.50	2.50	3 #2 AWG	33.50	-	10	82	49045
C5AT	1-1/2"	8.38	2.50	2.50	3 #1/0 AWG	33.50	-	10	85	49055
C6AT	2"	10.31	3.38	3.38	3 #4/0 AWG	69.50	-	5	188	49065
C7AT	2-1/2"	13.12	4.50	4.00	3 #250 MCM	69.50	-	1	325	49075
C8AT	3"	13.19	4.56	4.56	3 #250 MCM	188.00	-	1	399	49085
C9AT	3-1/2"	16.12	5.69	5.63	3 #300 MCM	307.00	-	1	975	49095
C10AT	4"	16.12	5.69	5.63	3 #300 MCM	309.00	-	1	875	49005



TYPE LB1AT



CATALOG NUMBER	TRADE SIZE	DIM A	DIM B	DIM C	MAXIMUM WIRE SIZE	VOLUME CU. IN.	UNIT PACK	STANDARD PACK	WEIGHT (LBS.) PER 100 PCS.	NAED MFG #78-5994 UPC/DCI #
<b>LB TYPE</b>										
LB1AT	1/2"	4.31	1.31	2.19	N/A	4.35	10	50	24	45015
LB2AT	3/4"	5.06	1.56	2.44	3 #6 AWG	7.25	10	50	37	45025
LB3AT	1"	5.87	1.75	2.75	3 #4 AWG	12.20	5	25	46	45035
LB4AT	1-1/4"	7.81	2.50	3.44	3 #2 AWG	32.30	-	10	98	45045
LB5AT	1-1/2"	7.81	2.50	3.44	3 #2 AWG	33.80	-	10	91	45055
LB6AT	2"	10.06	3.12	4.31	3 #4/0 AWG	71.20	-	5	222	45065
LB7AT	2-1/2"	12.81	4.50	5.31	3 #4/0 AWG	71.20	-	1	366	45075
LB8AT	3"	12.81	4.50	5.94	3 #4/0 AWG	183.50	-	1	430	45085
LB9AT	3-1/2"	15.62	5.56	7.06	3 #400 MCM	304.90	-	1	937	45095
LB10AT	4"	15.62	5.56	7.06	3 #400 MCM	308.00	-	1	851	45105

# Aluminum Set-Screw Conduit Bodies

## For EMT Conduit



2 1/2" - 4"

### Application:

To provide access to conductors for pulling, splicing, and maintenance. Use for thinwall conduit.

### Features:

- Die cast from high-strength, corrosion and weather resistant, copper-free aluminum alloy.
- Flat back design for easy mounting close to walls.

### Standard Materials:


1/2" - 2"  
Die Cast/Copper-Free Aluminum

2 1/2" - 4"

Sand-Cast Copper-Free Aluminum

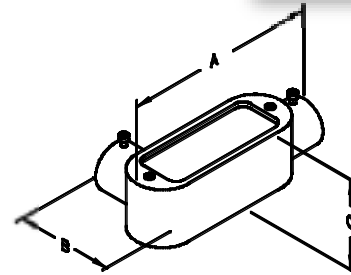
### Standard Finish:

Aluminum Enameled

 **UL Listed:**  
E198259



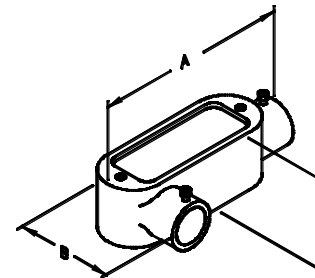
TYPE LL1AT



CATALOG NUMBER	TRADE SIZE	DIM A	DIM B	DIM C	MAXIMUM WIRE SIZE	VOLUME CU. IN.	UNIT PACK	STANDARD PACK	WEIGHT (LBS.) PER 100 PCS.	NAED MFG #78-5994 UPC/DCI #
<b>LL TYPE</b>										
LL1AT	1/2"	4.31	2.06	1.38	N/A	4.35	10	50	25	46015
LL2AT	3/4"	5.06	2.25	1.63	3 #6 AWG	7.30	10	50	37	46025
LL3AT	1"	5.87	2.63	1.88	3 #4 AWG	12.20	5	25	45	46035
LL4AT	1-1/4"	7.81	3.63	2.50	3 #2 AWG	35.80	-	10	98	46045
LL5AT	1-1/2"	7.81	3.63	2.50	3 #1/0 AWAG	35.80	-	10	92	46055
LL6AT	2"	10.06	4.44	3.38	3 #4/0 AWG	69.70	-	5	245	46065
*LL7AT	2-1/2"	12.81	5.75	4.00	3 #300 MCM	69.70	-	1	388	46066
*LL8AT	3"	12.81	5.75	4.50	3 #350 MCM	186.00	-	1	439	46067
*LL9AT	3-1/2"	15.62	11.69	5.63	3 #350 MCM	306.00	-	1	924	46068
*LL10AT	4"	15.62	11.69	5.63	3 #350 MCM	308.00	-	1	882	46069



TYPE LR1AT



CATALOG NUMBER	TRADE SIZE	DIM A	DIM B	DIM C	MAXIMUM WIRE SIZE	VOLUME CU. IN.	UNIT PACK	STANDARD PACK	WEIGHT (LBS.) PER 100 PCS.	NAED MFG #78-5994 UPC/DCI #
<b>LR TYPE</b>										
LR1AT	1/2"	4.31	2.06	1.38	N/A	4.35	10	50	23	47015
LR2AT	3/4"	5.06	2.25	1.63	3 #6 AWG	7.30	10	50	38	47025
LR3AT	1"	5.87	2.63	1.88	3 #4 AWG	12.20	5	25	49	47035
LR4AT	1-1/4"	7.81	3.63	2.50	3 #2 AWG	35.80	-	10	98	47045
LR5AT	1-1/2"	7.81	3.63	2.50	3 #1/0 AWAG	35.80	-	10	94	47055
LR6AT	2"	10.06	4.44	3.38	3 #4/0 AWG	69.70	-	5	254	47065
*LR7AT	2-1/2"	12.81	5.75	4.00	3 #300 MCM	69.70	-	1	366	47066
*LR8AT	3"	12.81	5.75	4.50	3 #350 MCM	186.00	-	1	406	47067
*LR9AT	3-1/2"	15.62	11.69	5.63	3 #350 MCM	306.00	-	1	928	47068
*LR10AT	4"	15.62	11.69	5.63	3 #350 MCM	308.00	-	1	902	47069

# Aluminum Set-Screw Conduit Bodies

## For EMT Conduit



2 1/2" - 4"

### Application:

To provide access to conductors for pulling, splicing, and maintenance. Use for thinwall conduit.

### Features:

- Die cast from high-strength, corrosion and weather resistant, copper-free aluminum alloy.
- Flat back design for easy mounting close to walls.

### Standard Materials:

1/2" - 2"  
Die Cast/Copper-Free Aluminum

2 1/2" - 4"  
Sand-Cast Copper-Free Aluminum

### Standard Finish:

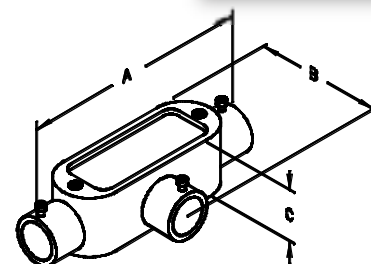
Aluminum Enameled



UL Listed:  
E198259



TYPE T1AT



CATALOG NUMBER	TRADE SIZE	DIM A	DIM B	DIM C	MAXIMUM WIRE SIZE	VOLUME CU. IN.	UNIT PACK	STANDARD PACK	WEIGHT (LBS.) PER 100 PCS.	NAED MFG #78-5994 UPC/DCI #
<b>T TYPE</b>										
T1AT	1/2"	4.75	2.06	1.38	N/A	4.35	10	50	23	48015
T2AT	3/4"	5.56	2.25	1.63	3 #6 AWG	7.25	10	50	38	48025
T3AT	1"	6.44	2.63	1.88	3 #4 AWG	12.20	5	25	53	48035
T4AT	1-1/4"	8.25	3.56	2.50	3 #2 AWG	33.10	-	10	100	48045
T5AT	1-1/2"	8.38	3.56	2.50	3 #1/0 AWG	33.10	-	10	98	48055
T6AT	2"	10.69	4.38	3.13	3 #4/0 AWG	67.00	-	5	265	48065
*T7AT	2-1/2"	13.25	5.75	4.00	3 #4/0 AWG	67.00	-	1	375	48066
*T8AT	3"	13.25	5.75	4.50	3 #4/0 AWG	175.00	-	1	444	48067
*T9AT	3-1/2"	16.13	7.69	5.63	3 #400 MCM	298.00	-	1	1146	48068
*T10AT	4"	16.13	7.69	5.63	3 #400 MCM	300.00	-	1	1079	48069

# Aluminum Combination Conduit Bodies With Cover & Gasket

## For Threaded Rigid Conduit, IMC and EMT



### Application:

Used with threaded rigid conduit, IMC and EMT for providing access to the interior of conduit system for pulling, splicing, inspection and maintenance.

### Features:

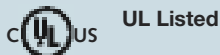
- Assembled with slotted/Robertson combination screws.
- Assembled with neoprene gasket and stamped cover.
- Tapered threaded hubs (NPT).
- Die cast from high-strength, corrosion and weather resistant, copper-free aluminum alloy.
- Flat back design for easy mounting close to walls.
- Suitable for use in concrete.

### Standard Materials:

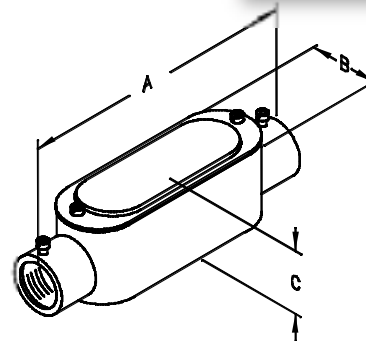
Die cast/Copper-free Aluminum

### Standard Finish:

Aluminum Enameled



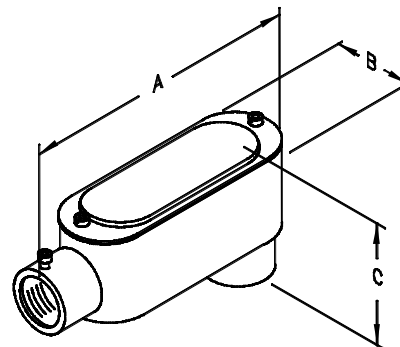
Type C1CA



CATALOG NUMBER	TRADE SIZE	DIM A	DIM B	DIM C	MAXIMUM WIRE SIZE	VOLUME CU. IN.	UNIT PACK	STANDARD PACK	WEIGHT (LBS.) PER 100 PCS.	NAED MFG #78-5994 UPC/DCI #
<b>C TYPE</b>										
C1CA	1/2"	4.69	1.38	1.56	N/A	4.35	10	50	28	64401
C2CA	3/4"	5.50	1.56	1.75	3 #6 AWG	7.30	10	50	41	64402
C3CA	1"	6.48	1.88	2.13	3 #4 AWG	12.20	5	25	56	64403
C4CA	1-1/4"	8.31	2.50	2.75	3 #2 AWG	33.50	-	10	101	64404
C5CA	1-1/2"	8.38	2.50	2.75	3 #1/0 AWG	33.50	-	10	104	64405
C6CA	2"	10.31	3.38	3.63	3 #4/0 AWG	69.50	-	5	220	64406



Type LB1CA



CATALOG NUMBER	TRADE SIZE	DIM A	DIM B	DIM C	MAXIMUM WIRE SIZE	VOLUME CU. IN.	UNIT PACK	STANDARD PACK	WEIGHT (LBS.) PER 100 PCS.	NAED MFG #78-5994 UPC/DCI #
<b>LB TYPE</b>										
LB1CA	1/2"	4.31	1.31	2.44	N/A	4.35	10	50	24	64101
LB2CA	3/4"	5.06	1.56	2.69	3 #6 AWG	7.25	10	50	37	64102
LB3CA	1"	5.87	1.75	3.00	3 #4 AWG	12.20	5	25	46	64103
LB4CA	1-1/4"	7.81	2.50	3.69	3 #2 AWG	32.30	-	10	98	64104
LB5CA	1-1/2"	7.81	2.50	3.69	3 #2 AWG	33.80	-	10	91	64105
LB6CA	2"	10.06	3.12	4.56	3 #4/0 AWG	71.20	-	5	222	64106

# Aluminum Combination Conduit Bodies With Cover & Gasket

## For Threaded Rigid Conduit, IMC and EMT



**Application:**

Used with threaded rigid conduit, IMC and EMT for providing access to the interior of conduit system for pulling, splicing, inspection and maintenance.

**Features:**

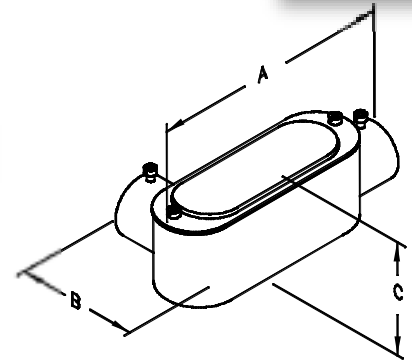
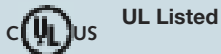
- Assembled with slotted/Robertson combination screws.
- Assembled with neoprene gasket and stamped cover.
- Tapered threaded hubs (NPT).
- Die cast from high-strength, corrosion and weather resistant, copper-free aluminum alloy.
- Flat back design for easy mounting close to walls.
- Suitable for use in concrete.

**Standard Materials:**

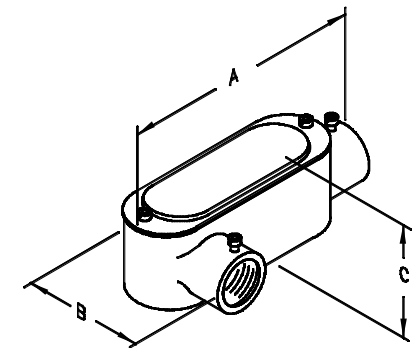
Die cast/Copper-free Aluminum

**Standard Finish:**

Aluminum Enameled



CATALOG NUMBER	TRADE SIZE	DIM A	DIM B	DIM C	MAXIMUM WIRE SIZE	VOLUME CU. IN.	UNIT PACK	STANDARD PACK	WEIGHT (LBS.) PER 100 PCS.	NAED MFG #78-5994 UPC/DCI #
<b>LL TYPE</b>										
LL1CA	1/2"	4.31	2.06	1.63	N/A	4.35	10	50	25	64201
LL2CA	3/4"	5.06	2.25	1.88	3 #6 AWG	7.30	10	50	37	64202
LL3CA	1"	5.87	2.63	2.13	3 #4 AWG	12.20	5	25	45	64203
LL4CA	1-1/4"	7.81	3.63	2.75	3 #2 AWG	35.80	-	10	98	64204
LL5CA	1-1/2"	7.81	3.63	2.75	3 #1/0 AWAG	35.80	-	10	92	64205
LL6CA	2"	10.06	4.44	3.63	3 #4/0 AWG	69.70	-	5	245	64206



CATALOG NUMBER	TRADE SIZE	DIM A	DIM B	DIM C	MAXIMUM WIRE SIZE	VOLUME CU. IN.	UNIT PACK	STANDARD PACK	WEIGHT (LBS.) PER 100 PCS.	NAED MFG #78-5994 UPC/DCI #
<b>LR TYPE</b>										
LR1CA	1/2"	4.31	2.06	1.63	N/A	4.35	10	50	23	64301
LR2CA	3/4"	5.06	2.25	1.88	3 #6 AWG	7.30	10	50	38	64302
LR3CA	1"	5.87	2.63	2.13	3 #4 AWG	12.20	5	25	49	64303
LR4CA	1-1/4"	7.81	3.63	2.75	3 #2 AWG	35.80	-	10	98	64304
LR5CA	1-1/2"	7.81	3.63	2.75	3 #1/0 AWAG	35.80	-	10	94	64305
LR6CA	2"	10.06	4.44	3.63	3 #4/0 AWG	69.70	-	5	254	64306

# Aluminum Combination Conduit Bodies With Cover & Gasket

For Threaded Rigid Conduit, IMC and EMT



#### Application:

Used with threaded rigid conduit, IMC and EMT for providing access to the interior of conduit system for pulling, splicing, inspection and maintenance.

#### Features:

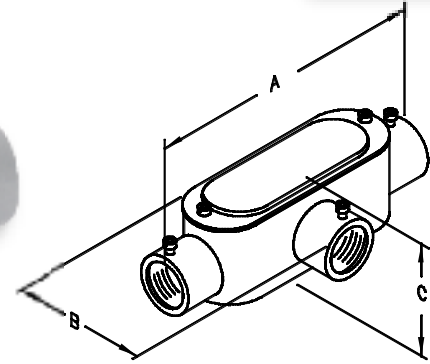
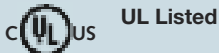
- Assembled with slotted/Robertson combination screws.
- Assembled with neoprene gasket and stamped cover.
- Tapered threaded hubs (NPT).
- Die cast from high-strength, corrosion and weather resistant, copper-free aluminum alloy.
- Flat back design for easy mounting close to walls.
- Suitable for use in concrete.

#### Standard Materials:

Die cast/Copper-free Aluminum

#### Standard Finish:

Aluminum Enameled



CATALOG NUMBER	TRADE SIZE	DIM A	DIM B	DIM C	MAXIMUM WIRE SIZE	VOLUME CU. IN.	UNIT PACK	STANDARD PACK	WEIGHT (LBS.) PER 100 PCS.	NAED MFG #78-5994 UPC/DCI #
<b>T TYPE</b>										
T1CA	1/2"	4.75	2.06	1.63	N/A	4.35	10	50	23	64501
T2CA	3/4"	5.56	2.25	1.88	3 #6 AWG	7.25	10	50	38	64502
T3CA	1"	6.44	2.63	2.13	3 #4 AWG	12.20	5	25	53	64503
T4CA	1-1/4"	8.25	3.56	2.75	3 #2 AWG	33.10	-	10	100	64504
T5CA	1-1/2"	8.38	3.56	2.75	3 #1/0 AWG	33.10	-	10	98	64505
T6CA	2"	10.69	4.38	3.63	3 #4/0 AWG	67.00	-	5	265	64506

# Conduit Body Covers

## Steel and Aluminum Covers

**Application:**

- Used with conduit bodies to cover opening.

**Features:**


- Assembled with captive zinc plated steel screws.


**Standard Materials:**

Steel

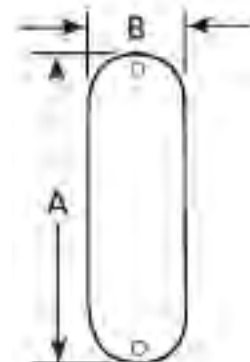
**Standard Finish:**

Zinc plated

 **UL Listed:**  
E121488



Type 02



CATALOG NUMBER	TRADE SIZE	DIM A	DIM B	UNIT PACK	STANDARD PACK	WEIGHT (LBS.) PER 100 PCS.	NAED MFG #78-5994 UPC/DCI #
<b>Steel Covers</b>							
01	1/2"	3.875	1.310	25	250	9	49017
02	3/4"	4.625	1.520	25	250	13	49027
03	1"	5.315	1.710	20	200	19	49037
04	1-1/4" - 1-1/2"	7.240	2.510	25	100	31	49047
05	2"	9.484	3.110	-	50	50	49057
06	2-1/2" - 3"	14.937	5.500	-	10	94	49067
07	3-1/2" - 4"	15.000	6.000	-	10	138	49077

**Application:**

- Used with conduit bodies to cover opening.

**Features:**

- Assembled with captive zinc plated steel screws.
- Stamped from high-strength aluminum, corrosion and weather resistant copper-free aluminum alloy.

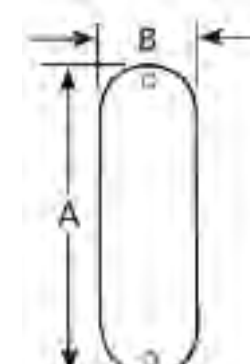
**Standard Materials:**

Stamped Aluminum

 **UL Listed:**  
E121488



Type 02A



CATALOG NUMBER	TRADE SIZE	DIM A	DIM B	UNIT PACK	STANDARD PACK	WEIGHT (LBS.) PER 100 PCS.	NAED MFG #78-5994 UPC/DCI #
<b>Aluminum Covers</b>							
01A	1/2"	3.90	1.37	25	250	6	49105
02A	3/4"	4.70	1.60	25	250	10	49205
03A	1"	5.40	1.78	20	200	14	49305
04A	1-1/4" - 1-1/2"	7.25	2.52	25	100	18	49405
05A	2"	9.50	3.11	-	50	20	49505
06A	2-1/2" - 3"	12.13	4.45	-	10	33	49605
07A	3-1/2" - 4"	14.94	5.50	-	10	62	49705



# Conduit Body Covers

## Neoprene Gaskets

**Application:**

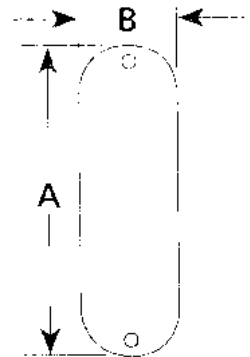
- Gasket used with conduit bodies for a raintight seal.

**Standard Materials:**

Neoprene Rubber



Type 11



CATALOG NUMBER	TRADE SIZE	DIM A	DIM B	UNIT PACK	STANDARD PACK	WEIGHT (LBS.) PER 100 PCS.	NAED MFG #78-5994 UPC/DCI #
<b>Neoprene Gaskets</b>							
10	1/2"	3.90	1.37	200	2000	3	49910
11	3/4"	4.60	1.56	100	1000	3	49911
12	1"	5.34	1.73	100	1000	3	49912
13	1-1/4" - 1-1/2"	7.25	2.51	50	500	6	49913
14	2"	9.50	3.05	25	100	11	49914
15	2-1/2" - 3"	12.13	4.39	-	10	13	49915
16	3-1/2" - 4"	14.88	5.43	-	10	28	49916

# Steel EMT Set-Screw Connectors

## For EMT Conduit

**Application:**

To ground and secure E.M.T. raceways to boxes and enclosures.

**Features:**

- Heavy steel walls
- Concrete tight
- Pre-set/Pre-staked set screws
- Male hub threads NPS
- Three-way combination screws

**Standard Materials:**

Steel

**Standard Finish:**

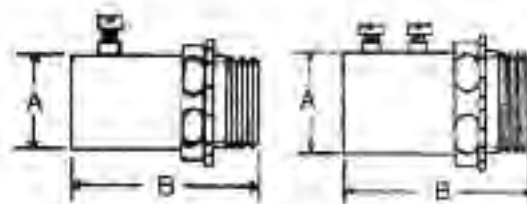
Zinc Plated



UL Listed:  
E308075



Type S1111



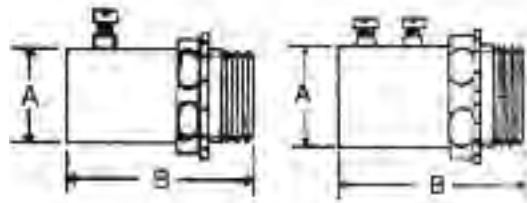
CATALOG NUMBER	TRADE SIZE	KO SIZE	DIM A	DIM B	UNIT PACK	STANDARD PACK	WEIGHT (LBS.) PER 100	NAED MFG #78-5994 UPC/DCI #
S1110	1/2"	1/2"	0.87	1.53	50	500	9	62007
S1111	3/4"	3/4"	1.10	1.58	25	250	13	62017
S1112	1"	1"	1.36	1.83	50	200	20	62027
*S1112A	1-1/4"	1-1/4"	1.73	2.34	25	100	36	62037
*S1112B	1-1/2"	1-1/2"	1.97	2.27	10	40	45	62047
*S1112C	2"	2"	2.45	2.40	5	20	64	62057
*S1112D	2-1/2"	2-1/2"	3.10	3.18	-	12	130	62067
*S1112E	3"	3"	3.72	3.81	-	12	140	62077
*S1112E1	3-1/2"	3-1/2"	4.24	4.31	-	6	180	62087
*S1112F	4"	4"	4.74	4.87	-	6	225	62097

\* Furnished with two set-screws

## Insulated Throat



Type S4067



CATALOG NUMBER	TRADE SIZE	KO SIZE	DIM A	DIM B	UNIT PACK	STANDARD PACK	WEIGHT (LBS.) PER 100	NAED MFG #78-5994 UPC/DCI #
S4066	1/2"	1/2"	0.87	1.53	50	500	9	62003
S4067	3/4"	3/4"	1.10	1.58	25	250	13	62013
S4068	1"	1"	1.36	1.83	50	200	20	62023
*S4069	1-1/4"	1-1/4"	1.73	2.34	25	100	36	62033
*S4070	1-1/2"	1-1/2"	1.97	2.27	10	40	45	62043
*S4071	2"	2"	2.45	2.40	5	20	64	62053
*S4072	2-1/2"	2-1/2"	3.10	3.18	-	12	130	62063
*S4073	3"	3"	3.72	3.81	-	12	140	62073
*S4074	3-1/2"	3-1/2"	4.24	4.31	-	6	180	62083
*S4075	4"	4"	4.74	4.87	-	6	225	62093

\* Furnished with two set-screws

# Steel EMT Set-Screw Couplings

## For EMT Conduit

### Application:

To ground and secure E.M.T. raceway sections together.

### Features:

- Heavy steel walls
- Concrete tight
- Pre-set/Pre-staked set screws
- Three-way combination screws

### Standard Materials:

Steel

### Standard Finish:

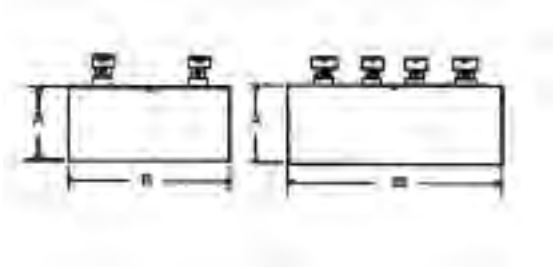
Zinc Plated



UL Listed:  
E308075



Type S1113



CATALOG NUMBER	TRADE SIZE	DIM A	DIM B	UNIT PACK	STANDARD PACK	WEIGHT (LBS.) PER 100 PCS.	NAED MFG #78-5994 UPC/DCI #
S1113	1/2"	0.87	1.63	50	500	8	62107
S1114	3/4"	1.10	1.86	25	250	13	62117
S1115	1"	1.36	2.31	50	200	20	62127
*S1115A	1-1/4"	1.73	2.76	25	100	40	62137
*S1115B	1-1/2"	1.97	3.00	10	40	58	62147
*S1115C	2"	2.45	3.27	5	20	65	62157
*S1115D	2-1/2"	3.10	4.00	-	12	130	62167
*S1115E	3"	3.72	4.25	-	12	140	62177
*S1115E1	3-1/2"	4.24	4.50	-	6	217	62187
*S1115F	4"	4.74	4.75	-	6	250	62197

\* Furnished with four set-screws

# Steel EMT Compression Connectors

## For EMT Conduit

### Application:

To ground and secure E.M.T. raceways to boxes and enclosures.

### Features:

- Male hub threads NPS
- Concrete tight
- Heavy Steel Walls

### Standard Materials:

Steel

### Standard Finish:

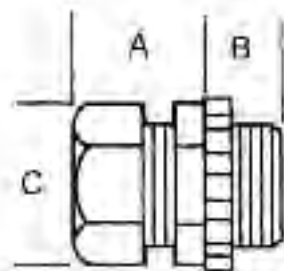
Zinc Plated



UL Listed:  
E308075



Type S1011

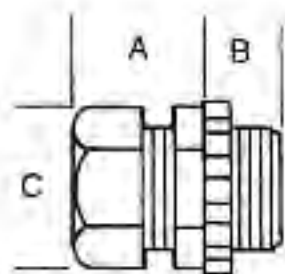


CATALOG NUMBER	TRADE SIZE	KO SIZE	DIM A	DIM B	DIM C	UNIT PACK	STANDARD PACK	WEIGHT (LBS.) PER 100	NAED MFG #78-5994 UPC/DCI #
S1010	1/2"	1/2"	1.040	0.034	1.120	50	500	11	61007
S1011	3/4"	3/4"	1.040	0.043	1.390	25	250	17	61017
S1012	1"	1"	1.050	0.052	1.700	50	200	23	61027
S1013	1-1/4"	1-1/4"	1.270	0.062	2.050	25	100	41	61037
S1014	1-1/2"	1-1/2"	1.400	0.064	2.250	10	40	50	61047
S1015	2"	2"	1.520	0.066	2.780	5	20	67	61057
S1015D	2-1/2"	2-1/2"	2.510	0.083	3.600	-	12	177	61067
S1015E	3"	3"	2.540	0.083	4.260	-	12	234	61077
S1015E1	3-1/2"	3-1/2"	2.720	0.087	4.710	-	6	288	60187
S1015F	4"	4"	2.890	0.090	5.210	-	6	343	61097

## Insulated Throat



Type S4061



CATALOG NUMBER	TRADE SIZE	KO SIZE	DIM A	DIM B	DIM C	UNIT PACK	STANDARD PACK	WEIGHT (LBS.) PER 100	NAED MFG #78-5994 UPC/DCI #
S4060	1/2"	1/2"	1.040	0.034	1.120	50	500	11	61003
S4061	3/4"	3/4"	1.040	0.043	1.390	25	250	17	61013
S4062	1"	1"	1.050	0.052	1.700	50	200	23	61023
S4063	1-1/4"	1-1/4"	1.270	0.062	2.050	25	100	41	61033
S4064	1-1/2"	1-1/2"	1.400	0.064	2.250	10	40	50	61043
S4065	2"	2"	1.520	0.066	2.780	5	20	67	61053
S4065D	2-1/2"	2-1/2"	2.510	0.083	3.600	-	12	177	61063
S4065E	3"	3"	2.540	0.083	4.200	-	12	234	61073
S4065E1	3-1/2"	3-1/2"	2.720	0.087	4.710	-	6	288	61083
S4065F	4"	4"	2.890	0.090	5.210	-	6	343	61093

# Steel EMT Compression Couplings

## For EMT Conduit

### Application:

To ground and secure E.M.T. raceway sections together.

### Features:

- Concrete tight
- Heavy Steel Walls

### Standard Materials:

Steel

### Standard Finish:

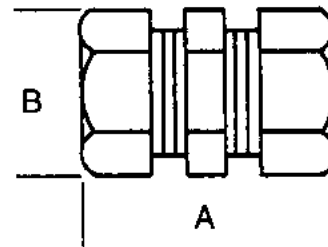
Zinc Plated



UL Listed:  
E308075



Type S1017



CATALOG NUMBER	TRADE SIZE	DIM A	DIM B	UNIT PACK	STANDARD PACK	WEIGHT (LBS.) PER 100 PCS.	NAED MFG #78-5994 UPC/DCI #
S1016	1/2"	1.60	1.12	50	500	8	61107
S1017	3/4"	1.60	1.39	25	250	13	61117
S1018	1"	1.71	1.68	50	200	20	61127
S1019	1-1/4"	2.08	2.06	25	100	40	61137
S1020	1-1/2"	2.36	2.25	10	40	58	61147
S1021	2"	2.40	2.78	5	20	65	61157
S1021D	2-1/2"	3.89	3.65	-	12	130	61167
S1021E	3"	4.25	4.31	-	12	140	61177
S1021E1	3-1/2"	4.65	4.75	-	6	217	61187
S1021F	4"	4.90	5.27	-	6	250	61197

# Steel Raintight EMT Compression Connectors

## For EMT Conduit

### Application:

Compression style connector with internal sealing ring and knockout gasket to create a raintight seal when connecting E.M.T. to box or enclosure.

### Features:

- The only steel compression fitting, UL Listed Raintight
- Unique raised bump design affords fast, positive locking of compression nuts
- Male Hub Threads-NPSM
- Steel locknuts
- Heavy steel walls
- Raintight
- Concrete tight


### Standard Materials:

Steel

### Standard Finish:

Zinc Plated

### PATENTED

 UL Listed:  
E308075



Type S1011RT



CATALOG NUMBER	TRADE SIZE	KO SIZE	DIM A	DIM B	DIM C	UNIT PACK	STANDARD PACK	WEIGHT (LBS.) PER 100	NAED MFG #78-5994 UPC/DCI #
S1010RT	1/2"	1/2"	1.040	0.034	1.120	50	500	11	62201
S1011RT	3/4"	3/4"	1.040	0.043	1.390	25	250	17	62202
S1012RT	1"	1"	1.050	0.052	1.700	50	200	23	62203
S1013RT	1-1/4"	1-1/4"	1.270	0.062	2.050	25	100	41	62204
S1014RT	1-1/2"	1-1/2"	1.400	0.064	2.250	10	40	50	62205
S1015RT	2"	2"	1.520	0.066	2.780	5	20	67	62206
S1015DRT	2-1/2"	2-1/2"	2.510	0.083	3.600	-	12	177	62311
S1015ERT	3"	3"	2.540	0.083	4.260	-	12	234	62312
S1015E1RT	3-1/2"	3-1/2"	2.720	0.087	4.710	-	6	288	62313
S1015FRT	4"	4"	2.890	0.090	5.210	-	6	343	62314

## Insulated Throat



Type S4061RT



CATALOG NUMBER	TRADE SIZE	KO SIZE	DIM A	DIM B	DIM C	UNIT PACK	STANDARD PACK	WEIGHT (LBS.) PER 100	NAED MFG #78-5994 UPC/DCI #
S4060RT	1/2"	1/2"	1.040	0.034	1.120	50	500	11	62301
S4061RT	3/4"	3/4"	1.040	0.043	1.390	25	250	17	62302
S4062RT	1"	1"	1.050	0.052	1.700	50	200	23	62303
S4063RT	1-1/4"	1-1/4"	1.270	0.062	2.050	25	100	41	62304
S4064RT	1-1/2"	1-1/2"	1.400	0.064	2.250	10	40	50	62305
S4065RT	2"	2"	1.520	0.066	2.780	5	20	67	62306
S4065DRT	2-1/2"	2-1/2"	2.510	0.083	3.600	-	12	177	62307
S4065ERT	3"	3"	2.540	0.083	4.260	-	12	234	62308
S4065E1RT	3-1/2"	3-1/2"	2.720	0.087	4.710	-	6	288	62309
S4065FRT	4"	4"	2.890	0.090	5.210	-	6	343	62310

# Steel Raintight EMT Compression Couplings

## For EMT Conduit

### Application:

Compression style coupling used to join two lengths of E.M.T. Internal sealing rings create a raintight seal.

### Features:

- The only steel compression fitting, UL Listed Raintight
- Unique raised bump design affords fast, positive locking of compression nuts
- Heavy steel walls
- Raintight
- Concrete tight


### Standard Materials:

Steel

### Standard Finish:

Zinc Plated

## PATENTED


**UL Listed:**  
 E308075



Type S1017RT



CATALOG NUMBER	TRADE SIZE	DIM A	DIM B	UNIT PACK	STANDARD PACK	WEIGHT (LBS.) PER 100 PCS.	NAED MFG #78-5994 UPC/DCI #
S1016RT	1/2"	1.60	1.12	50	500	8	62401
S1017RT	3/4"	1.60	1.39	25	250	13	62402
S1018RT	1"	1.71	1.68	50	200	20	62403
S1019RT	1-1/4"	2.08	2.06	25	100	40	62404
S1020RT	1-1/2"	2.36	2.25	10	40	58	62405
S1021RT	2"	2.40	2.78	5	20	65	62406
S1021DRT	2-1/2"	3.89	3.65	-	12	130	62407
S1021ERT	3"	4.25	4.31	-	12	140	62408
S1021E1RT	3-1/2"	4.65	4.75	-	6	217	62409
S1021FRT	4"	4.90	5.27	-	6	250	62410

# Zinc EMT Set-Screw Connectors

## For EMT Conduit

### Application:

To secure and terminate E.M.T. to knockouts in concrete tight box or dry location applications.

### Features:

- Concrete tight
- Pre-set/pre-staked set-screws
- Combination head set-screws
- Male hub threads NPS

### Standard Materials:

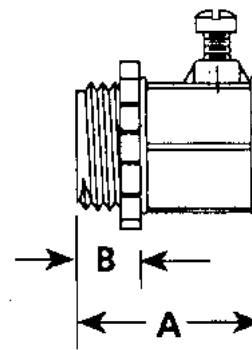
Zinc Die Cast



UL Listed: E155411  
CSA File No. LR57925



Type 1111



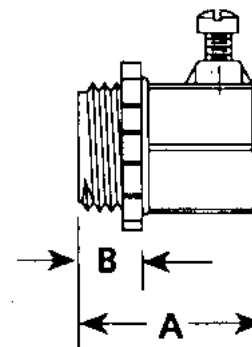
CATALOG NUMBER	TRADE SIZE	DIM A	DIM B	UNIT PACK	STANDARD PACK	WEIGHT (LBS.) PER 100 PCS.	NAED MFG #78-5994 UPC/DCI #
1110	1/2"	1.16	0.41	50	500	7	62002
1111	3/4"	1.31	0.47	25	250	10	62012
1112	1"	1.56	0.56	50	200	15	62022
*1112A	1-1/4"	1.96	0.63	25	100	29	62032
*1112B	1-1/2"	2.19	0.72	10	40	40	62042
*1112C	2"	2.50	0.75	5	20	54	62052
*1112D	2-1/2"	3.03	1.00	-	12	83	62062
*1112E	3"	3.37	1.06	-	12	100	62072
*1112E1	3-1/2"	3.58	1.09	-	10	128	62082
*1112F	4"	3.75	1.09	-	6	156	62092

\*Furnished with two set-screws

## Insulated Throat



Type 4067



CATALOG NUMBER	TRADE SIZE	DIM A	DIM B	UNIT PACK	STANDARD PACK	WEIGHT (LBS.) PER 100 PCS.	NAED MFG #78-5994 UPC/DCI #
4066	1/2"	1.16	0.41	50	500	7	62008
4067	3/4"	1.31	0.47	25	250	10	62018
4068	1"	1.56	0.56	50	200	15	62028
*4069	1-1/4"	1.96	0.63	25	100	29	62038
*4070	1-1/2"	2.19	0.72	10	40	40	62048
*4071	2"	2.50	0.75	5	20	54	62058
*4072	2-1/2"	3.03	1.00	-	12	83	62068
*4073	3"	3.37	1.06	-	12	100	62078
*4074	3-1/2"	3.58	1.09	-	10	128	62088
*4075	4"	3.75	1.09	-	6	156	62098

\*Furnished with two set-screws



# Zinc EMT Set-Screw Couplings

## For EMT Conduit

### Application:

To ground and secure E.M.T. raceway sections together.

### Features:

- Heavy steel walls
- Concrete tight
- Pre-set/Pre-staked set screws
- Three-way combination screws

### Material/Finish:

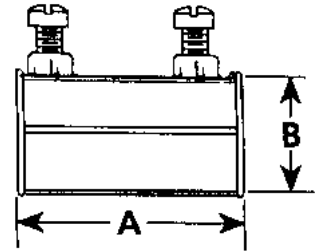
Zinc Die Cast



UL Listed: E155411  
CSA File No. LR57925



Type 1114



CATALOG NUMBER	TRADE SIZE	DIM A	DIM B	UNIT PACK	STANDARD PACK	WEIGHT (LBS.) PER 100 PCS.	NAED MFG #78-5994 UPC/DCI #
1113	1/2"	1.53	0.94	50	500	8	62102
1114	3/4"	1.88	1.16	25	250	13	62112
1115	1"	2.00	1.43	50	200	20	62122
*1115A	1-1/4"	2.50	1.84	25	100	40	62132
*1115B	1-1/2"	2.88	2.07	10	40	58	62142
*1115C	2"	3.44	2.55	5	20	65	62152
*1115D	2-1/2"	3.99	3.30	-	12	130	62162
*1115E	3"	4.55	3.94	-	12	140	62172
*1115E1	3-1/2"	4.82	4.45	-	10	217	62182
*1115F	4"	5.24	4.97	-	6	250	62192

\*Furnished with four set-screws

# Zinc EMT Compression Connectors

## For EMT Conduit

### Application:

To secure and terminate E.M.T. to knockouts in concrete tight box, dry or damp location applications.

### Features:

- Male hub threads NPS
- Concrete tight

### Standard Materials:

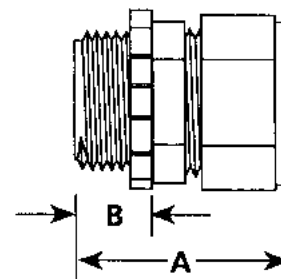
Zinc Die Cast



UL Listed: E155411  
CSA File No. LR57925



Type 1011

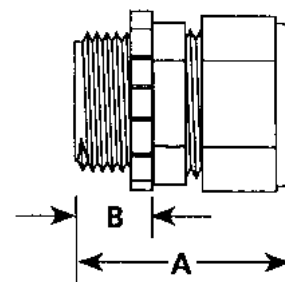


CATALOG NUMBER	TRADE SIZE	DIM A	DIM B	UNIT PACK	STANDARD PACK	WEIGHT (LBS.) PER 100 PCS.	NAED MFG #78-5994 UPC/DCI #
1010	1/2"	1.20	0.40	50	500	10	61002
1011	3/4"	1.27	0.40	25	250	14	61012
1012	1"	1.48	0.50	50	200	20	61022
1013	1-1/4"	1.75	0.59	25	100	37	61032
1014	1-1/2"	1.91	0.62	10	40	55	61042
1015	2"	2.11	0.76	5	20	81	61052
1015D	2-1/2"	2.62	1.00	-	12	107	61062
1015E	3"	2.75	1.06	-	12	137	61072
1015E1	3-1/2"	2.83	1.14	-	10	176	61082
1015F	4"	2.84	1.14	-	6	206	61092

## Insulated Throat



Type 4061



CATALOG NUMBER	TRADE SIZE	DIM A	DIM B	UNIT PACK	STANDARD PACK	WEIGHT (LBS.) PER 100 PCS.	NAED MFG #78-5994 UPC/DCI #
4060	1/2"	1.20	0.40	50	500	10	61008
4061	3/4"	1.27	0.40	25	250	14	61018
4062	1"	1.48	0.50	50	200	20	61028
4063	1-1/4"	1.75	0.59	25	100	37	61038
4064	1-1/2"	1.91	0.62	10	40	55	61048
4065	2"	2.11	0.76	5	20	81	61058
4065D	2-1/2"	2.62	1.00	-	12	107	61068
4065E	3"	2.75	1.06	-	12	137	61078
4065E1	3-1/2"	2.83	1.14	-	10	176	61088
4065F	4"	2.84	1.14	-	6	206	61098

# Zinc EMT Compression Couplings

## For EMT Conduit

### Application:

To join lengths of E.M.T. for concrete tight, dry or damp location applications.

### Features:

- Concrete tight

### Standard Materials:

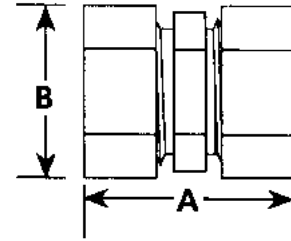
Zinc Die Cast



UL Listed: E155411  
CSA File No. LR57925



Type 1017



CATALOG NUMBER	TRADE SIZE	DIM A	DIM B	UNIT PACK	STANDARD PACK	WEIGHT (LBS.) PER 100 PCS.	NAED MFG #78-5994 UPC/DCI #
1016	1/2"	1.59	1.09	50	500	8	61102
1017	3/4"	1.81	1.28	25	250	13	61112
1018	1"	1.82	1.60	50	200	20	61122
1019	1-1/4"	2.07	2.00	25	100	40	61132
1020	1-1/2"	2.47	2.29	10	40	58	61142
1021	2"	2.56	2.79	5	20	65	61152
1021D	2-1/2"	3.29	3.51	-	12	130	61162
1021E	3"	3.42	4.21	-	12	140	61172
1021E1	3-1/2"	3.51	4.75	-	10	217	61182
1021F	4"	3.54	5.32	-	6	250	61192

# Combination Couplings

For Rigid Conduit, IMC and E.M.T.

**Application:**

To join E.M.T. to Rigid or IMC

**Features:**

- Threaded rigid and IMC to compression E.M.T.
- Concrete tight
- NPT female hub

**Standard Materials:**

Steel

**Standard Finish:**

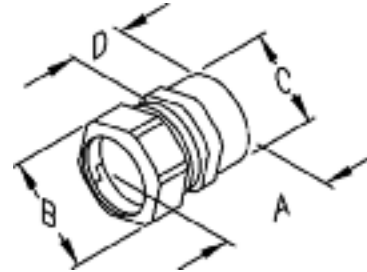
Zinc Plated

 **UL Listed:**  
E207875

## For EMT Steel Compression to Threaded Rigid Couplings



Type ERC-23



CATALOG NUMBER	TRADE SIZE	DIM A	DIM B	DIM C	DIM D	UNIT PACK	STANDARD PACK	WEIGHT (LBS.) PER 100 PCS.	NAED MFG #78-5994 UPC/DCI #
ERC-22	1/2"	1.313	1.125	0.875	0.688	25	250	14	47322
ERC-23	3/4"	1.438	1.375	1.125	0.750	25	250	25	47323
ERC-24	1"	1.500	1.688	1.375	0.813	25	250	34	47324

**Application:**

A combination coupling to provide a transition from EMT to unthreaded rigid conduit or IMC.

**Features:**

- Pre-set and staked Robertson head screws
- Concrete tight when taped

**Standard Materials:**

Steel

**Standard Finish:**

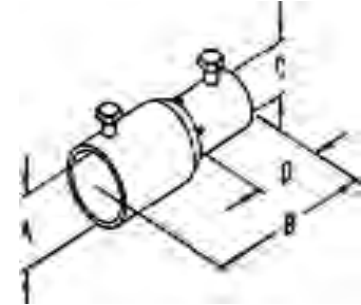
Zinc Plated

 **UL Listed:**  
E207875

## For EMT Steel Set-Screw to Rigid Set-Screw Couplings



Type S18ES



CATALOG NUMBER	TRADE SIZE	DIM A	DIM B	DIM C	DIM D	UNIT PACK	STANDARD PACK	WEIGHT (LBS.) PER 100 PCS.	NAED MFG #78-5994 UPC/DCI #
S16ES	1/2"	1.000	2.375	0.875	0.938	50	500	14	23016
S17ES	3/4"	1.250	2.813	1.125	1.125	25	250	28	23017
S18ES	1"	1.500	3.000	1.188	1.188	-	25	36	23018

# Zinc 90° Pull Elbows

## For EMT Conduit

### Application:

90° corner pulling elbows are used to facilitate pulling conductors through a sharp bend in a run of E.M.T. The removable cover gives ample access so that wire pulling can be achieved without any obstructions.

### Feature:

- Removable aluminum cover and neoprene gasket facilitate wire pulling

### Standard Materials:

Zinc Die Cast



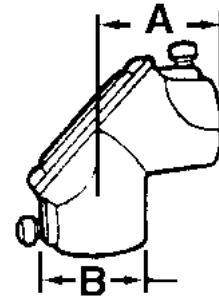
### UL Listed:

E155411  
CSA File No. LR57925

## Female to Female



Type 1326

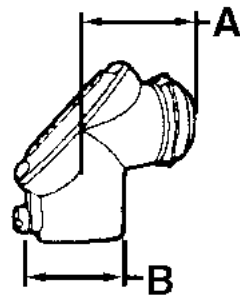


CATALOG NUMBER	TRADE SIZE	DIM A	DIM B	UNIT PACK	STANDARD PACK	WEIGHT (LBS.) PER 100 PCS.	NAED MFG #78-5994 UPC/DCI #
1326	1/2"	1.31	0.94	10	100	24	13262
1327	3/4"	1.59	1.22	5	50	37	13272
1328	1"	1.94	1.59	-	25	68	13282
1329	1-1/4"	2.36	1.97	-	20	102	13292

## Male to Female



Type 1332



CATALOG NUMBER	TRADE SIZE	DIM A	DIM B	UNIT PACK	STANDARD PACK	WEIGHT (LBS.) PER 100 PCS.	NAED MFG #78-5994 UPC/DCI #
1332	1/2"	1.31	0.93	10	100	22	13322
1333	3/4"	1.47	1.22	5	50	35	13332

### Application:

Used to connect E.M.T. conduit to a metal box enclosure at a 90° bend.

### Features:

- Removable aluminum cover and neoprene gasket facilitate wire pulling
- Assembled with zinc die cast locknut

### Standard Materials:

Zinc Die Cast



### UL Listed:

E155411  
CSA File No. LR57925

# Zinc Offset Connectors

## For EMT Conduit

### Application:

Use to connect E.M.T. conduit to a metal outlet box or enclosure where an offset is desired.

### Features:

- Set-Screw Type
- Concrete tight
- Assembled with zinc die cast locknut

### Standard Materials:

Zinc Die Cast



**UL Listed:**

E155411

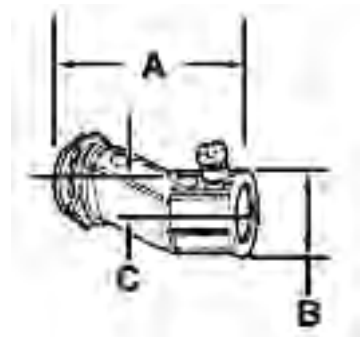
CSA File No. LR57925



## Set-Screw



Type 1250

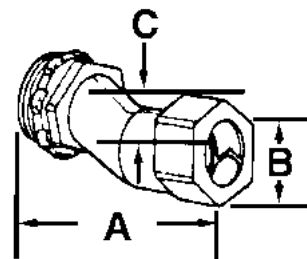


CATALOG NUMBER	TRADE SIZE	DIM A	DIM B	DIM C	UNIT PACK	STANDARD PACK	WEIGHT (LBS.) PER 100 PCS.	NAED MFG #78-5994 UPC/DCI #
1250	1/2	2.090	0.940	0.375	10	100	12	61250
1251	3/4	2.980	1.160	0.750	10	100	19	61251

## Compression



Type 1260



CATALOG NUMBER	TRADE SIZE	DIM A	DIM B	DIM C	UNIT PACK	STANDARD PACK	WEIGHT (LBS.) PER 100 PCS.	NAED MFG #78-5994 UPC/DCI #
1260	1/2	2.130	1.000	0.375	20	200	13	13761
1261	3/4	2.900	1.190	0.750	10	100	21	13702

### Application:

Use to connect E.M.T. conduit to a metal outlet box or enclosure where an offset is desired.

### Features:

- Compression Type
- Raintight & Concrete tight
- Assembled with zinc die cast locknut

### Standard Materials:

Zinc Die Cast



**UL Listed:**

E155411

CSA File No. LR57925



# Zinc 90° Corner Pull Elbows and 90° Comp. Conn.

## For EMT Conduit

### Application:

Similar to that for 90° Corner Pulling Elbows, however, these products are used where it is essential to make tight turns within limited available space.

### Features:

- Assembled with tri-combo screws

### Standard Materials:

Zinc Die Cast



**UL Listed:**

E155411

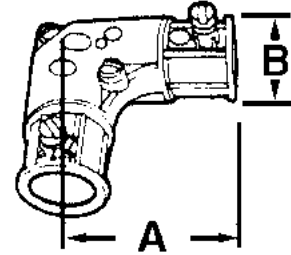
CSA File No. LR57925



## Set-Screw



Type 1341

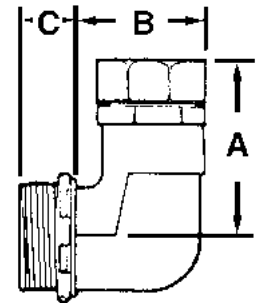


CATALOG NUMBER	TRADE SIZE	DIM A	DIM B	DIM C	UNIT PACK	STANDARD PACK	WEIGHT (LBS.) PER 100 PCS.	NAED MFG #78-5994 UPC/DCI #
1341	1/2"	1.81	1.00	10	100	20	13413	13413
1342	3/4"	1.00	1.25	5	50	29	13423	13423

## Male to Female



Type 10E



### Application:

Compression type 90° E.M.T. connectors used to terminate E.M.T. to an unthreaded box or enclosure.

### Features:

- Concrete tight

### Standard Materials:

Zinc Die Cast



**UL Listed:**

E155411

CSA File No. LR57925



CATALOG NUMBER	TRADE SIZE	DIM A	DIM B	DIM C	UNIT PACK	STANDARD PACK	WEIGHT (LBS.) PER 100 PCS.	NAED MFG #78-5994 UPC/DCI #
10E	1/2"	1.75	0.83	0.52	25	250	20	62101
11E	3/4"	1.86	0.95	0.52	20	200	26	62111
12E	1"	2.21	1.12	0.67	10	100	46	62121

# EMT Straps

## For EMT Conduit

### Application:

Click-on type one-hole straps for E.M.T. Provides support for the conduits, as required by the National Electrical Code.

### Standard Materials:

Steel

### Standard Finish:

Zinc Plated

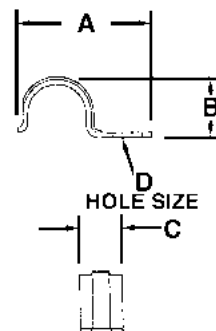


UL Listed:  
E198338

## One-Hole



Type 143S

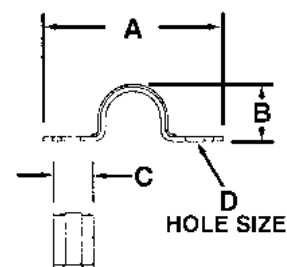


CATALOG NUMBER	TRADE SIZE	DIM A	DIM B	DIM C	DIM D	UNIT PACK	STANDARD PACK	WEIGHT (LBS.) PER 100 PCS.	NAED MFG #78-5994 UPC/DCI #
142S	1/2"	1.720	0.700	0.550	0.312	100	1000	2	81427
143S	3/4"	1.980	0.975	0.630	0.312	100	1000	3	81437
144S	1"	2.210	1.090	0.750	0.312	50	500	4	81447
145S	1-1/4"	2.880	1.540	0.880	0.355	50	500	10	81457
146S	1-1/2"	3.140	1.750	0.990	0.335	-	50	16	81467
147S	2"	3.890	2.150	1.110	0.450	-	50	22	81477
158S	2-1/2"	4.925	2.825	1.245	0.550	-	25	62	81587
159S	3"	5.540	3.430	1.250	0.550	-	25	76	81597
160S	3-1/2"	6.260	3.900	1.250	0.575	-	10	120	81607
161S	4"	6.830	4.390	1.240	0.575	-	10	125	81613

## Two-Hole



Type 2143S



CATALOG NUMBER	TRADE SIZE	DIM A	DIM B	DIM C	DIM D	UNIT PACK	STANDARD PACK	WEIGHT (LBS.) PER 100 PCS.	NAED MFG #78-5994 UPC/DCI #
2142S	1/2"	2.200	0.790	0.560	0.200	-	250	1	21427
2143S	3/4"	2.700	0.980	0.620	0.200	-	200	2	21437
2144S	1"	2.975	1.185	0.690	0.200	-	100	4	21447
2145S	1-1/4"	3.650	1.535	0.750	0.275	-	50	5	21457
2146S	1-1/2"	4.250	1.765	0.870	0.275	-	50	8	21467
2147S	2"	4.730	2.300	0.995	0.325	-	25	13	21477
2158S	2-1/2"	6.025	2.855	0.985	0.345	-	25	20	21533
2159S	3"	6.460	3.425	0.995	0.345	-	20	25	21597
2160S	3-1/2"	7.300	3.925	0.990	0.345	-	10	33	21535
2161S	4"	7.895	4.435	0.995	0.345	-	10	36	21617

### Application:

Snap-on type two-hole straps for E.M.T. are used where higher load bearing supports are desired.

### Standard Materials:

Steel

### Standard Finish:

Zinc Plated



UL Listed:  
E198338



# Bendsaver™ Fittings

## Steel Bendsaver™ Conduit Straps

**Application:**

To allow securing of conduit to wall surfaces and route to junction box without requiring offset bending of conduit.

**Features:**

- Standoff design eliminates conduit bending and provides automatic alignment with electrical box knockouts.

**Standard Materials:**

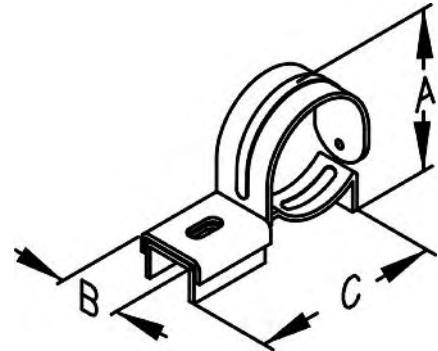
Steel

**Standard Finish:**

Zinc Plated



Type OCS-50



CATALOG NUMBER	TRADE SIZE	DIM A	DIM B	DIM C	UNIT PACK	STANDARD PACK	WEIGHT (LBS.) PER 100 PCS.	NAED MFG #78-5994 UPC/DCI #
OCS-50	1/2"	1.313	8.130	1.750	50	500	7	90112
OCS-75	3/4"	1.500	8.130	1.938	25	250	9	90113



UL Listed:  
E213669

## Die Cast Bendsaver™ Couplings

**Application:**

To allow securing of conduit to wall surfaces and route to junction box without requiring offset bending of conduit.

**Features:**

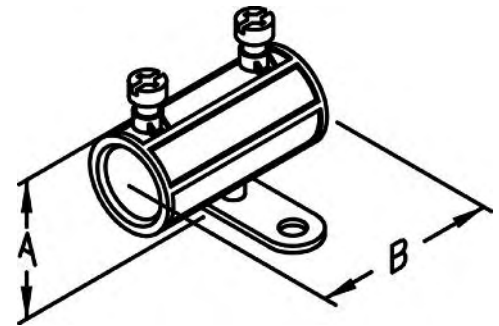
- Standoff design eliminates conduit bending and provides automatic alignment with electrical box knockouts.

**Standard Materials:**

Zinc Die Cast



Type DOC-50



CATALOG NUMBER	TRADE SIZE	DIM A	DIM B	UNIT PACK	STANDARD PACK	WEIGHT (LBS.) PER 100 PCS.	NAED MFG #78-5994 UPC/DCI #
DOC-50	1/2"	1.125	1.625	50	500	9	90114
DOC-75	3/4"	1.375	1.875	25	250	14	90115



UL Listed:  
E200730

# Zinc Combination Couplings and Nail Straps

## For EMT Conduit and Flexible Metallic Conduit

**Application:**

A combination coupling to provide a transition from E.M.T. to flexible metallic conduit.

**Features:**

- Assembled with tri-combo screws

**Standard Materials:**

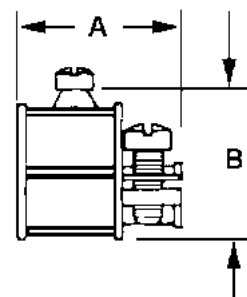
Zinc Die Cast



**UL Listed:**  
E155411  
CSA File No. LR57925



Type 170C



CATALOG NUMBER	TRADE SIZE	DIM A	DIM B	UNIT PACK	STANDARD PACK	WEIGHT (LBS.) PER 100 PCS.	NAED MFG #78-5994 UPC/DCI #
*170C	1/2" E.M.T. - 3/8" Flex	1.280	1.140	50	500	8	51702
171C	1/2" E.M.T. - 1/2" Flex	1.645	1.340	25	250	10	51703
172C	3/4" E.M.T. - 3/4" Flex	1.975	1.535	20	200	15	51704
173C	1" E.M.T. - 1" Flex	2.285	1.700	10	100	26	51705

\*EMT TO NM CABLE

**Application:**

A combination coupling to provide a transition from E.M.T. to flexible metallic conduit.

**Features:**

- Assembled with tri-combo screws

**Standard Materials:**

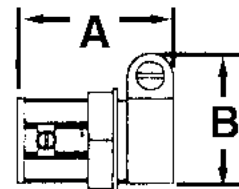
Zinc Die Cast



**UL Listed:**  
E155411  
CSA File No. LR57925



Type 171



CATALOG NUMBER	TRADE SIZE	DIM A	DIM B	UNIT PACK	STANDARD PACK	WEIGHT (LBS.) PER 100 PCS.	NAED MFG #78-5994 UPC/DCI #
171	1/2" E.M.T. - 1/2" FMC	1.645	1.340	25	250	10	51712
172	3/4" E.M.T. - 3/4" FMC	1.975	1.535	20	200	15	51722

## Nail Straps for Threaded Rigid Conduit, IMC and EMT Conduit

**Application:**

To secure rigid to wooden structure members. Use in place of one hole straps.

**Features:**

- Tensile strength of Cast Steel is 30% higher than Malleable Iron
- Withstands greater striking force

**Standard Materials:**

Cast Steel

**Standard Finish:**

Zinc Plated



Type 360M

CATALOG NUMBER	CONDUIT SIZES		UNIT PACK	STANDARD PACK	WEIGHT (LBS.) PER 100 PCS.	NAED MFG #78-5994 UPC/DCI #
	THINWALL	RIGID				
360M	1/2"	3/8"	100	1000	3	83607
361M	3/4"	1/2"	100	1000	4	83617
362M	1"	3/4"	100	1000	6	83627

# Malleable Iron Straight Liquidtight Connectors

## For Liquidtight Flexible Metallic Conduit

### Application:

To secure, ground and seal Liquidtight Flexible Metal conduit, to boxes and enclosures

### Features:


- Tapered threaded male hub NPT
- Compact, slim diameter with small turning radius
- Furnished with an insulated throat with steel locknut and sealing ring
- Liquidtight/Raintight/Oiltight
- Suitable for wet locations
- Long ferrule prevents pullout and tight bend conduit "pop-out"
- UL Listed liquidtight flexible metal conduit fittings are suitable for use in the following Hazardous Locations under NEC 501-4(b), 502-4(a)(2); Class I, Div.2; Class II, Div. 1 and 2; and Class III, Div. 1 and 2 and are suitable for grounding in sizes 3/8" through 1-1/2" under NEC 351-1

### Standard Materials:

Malleable Iron/Steel Ferrule

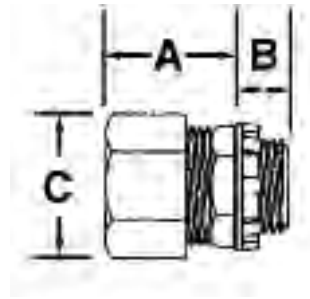
### Standard Finish:

Zinc Plated

 **UL Listed:**  
US E198258



TYPE SLT27T



## All Furnished with Insulated Throats

CATALOG NUMBER	TRADE SIZE	KO SIZE	DIM A	DIM B	DIM C	UNIT PACK	STANDARD PACK	WEIGHT (LBS.) PER 100	NAED MFG #78-5994 UPC/DCI #
SLT47T	3/8"	1/2"	1.140	0.500	1.150	25	250	16	14419
SLT27T	1/2"	1/2"	1.250	0.500	1.280	25	250	18	14630
SLT28T	3/4"	3/4"	1.280	0.520	1.550	10	100	29	14640
SLT29T	1"	1"	1.430	0.650	1.800	5	50	40	14650
SLT30T	1-1/4"	1-1/4"	1.500	0.660	2.250	5	50	56	14309
SLT31T	1-1/2"	1-1/2"	1.610	0.730	2.440	10	50	71	14319
SLT32T	2"	2"	1.760	0.750	2.970	5	25	100	14329
SLT33T	2-1/2"	2-1/2"	2.180	1.010	4.010	1	10	367	14339
SLT34T	3"	3"	2.500	1.150	4.180	1	10	461	14349
SLT60T	3-1/2"	3-1/2"	2.610	1.180	5.250	1	10	675	14609
SLT61T	4"	4"	2.740	1.250	5.780	1	5	797	14619
SLT62T	5"	5"	3.125	1.500	6.063	-	1	1047	78062
SLT63T	6"	6"	3.375	1.563	7.500	-	1	1381	60001



# Malleable Iron 90° Liquidtight Connectors

For Liquidtight Flexible Metallic Conduit

**Application:**

To secure, ground seal Liquidtight Flexible Metal conduit, to boxes and enclosures

**Features:**

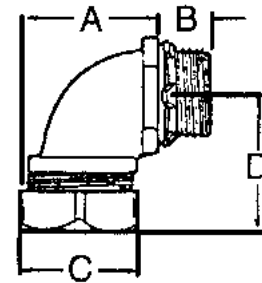
- Tapered threaded male hub NPT
- Compact, slim diameter with small turning radius
- Furnished with an insulated throat with steel locknut and sealing ring
- Liquidtight/Raintight/Oiltight
- Suitable for wet locations
- Long ferrule prevents pullout and tight bend conduit "pop-out"
- UL Listed liquidtight flexible metal conduit fittings are suitable for use in the following Hazardous Locations under NEC 501-4(b), 502-4(a)(2); Class I, Div.2; Class II, Div. 1 and 2; and Class III, Div. 1 and 2 and are suitable for grounding in sizes 3/8" through 1-1/2" under NEC 351-1

**Standard Materials:**

Malleable Iron/Steel Ferrule

**Standard Finish:**

Zinc Plated



## All Furnished with Insulated Throats

CATALOG NUMBER	TRADE SIZE	KO SIZE	DIM A	DIM B	DIM C	DIM D	UNIT PACK	STANDARD PACK	WEIGHT (LBS.) PER 100	NAED MFG #78-5994 UPC/DCI #
SLT25T	3/8"	1/2"	1.31	0.50	1.15	1.37	10	100	28	14259
SLT35T	1/2"	1/2"	1.43	0.50	1.28	1.37	10	100	31	14690
SLT36T	3/4"	3/4"	1.62	0.52	1.55	1.50	10	100	46	14700
SLT37T	1"	1"	1.93	0.65	1.80	1.81	5	50	77	14710
SLT38T	1-1/4"	1-1/4"	2.37	0.66	2.25	1.94	-	10	98	14389
SLT39T	1-1/2"	1-1/2"	2.68	0.73	2.44	2.40	-	10	124	14399
SLT40T	2"	2"	3.18	0.75	2.97	2.64	-	5	179	14409
SLT65T	2-1/2"	2-1/2"	8.31	1.01	4.01	7.81	-	1	847	14659
SLT66T	3"	3"	9.80	1.15	4.18	9.15	-	1	1243	14669
SLT67T	3-1/2"	3-1/2"	11.18	1.18	5.25	11.22	-	1	1914	14679
SLT68T	4"	4"	12.98	1.25	5.78	12.54	-	1	2399	14689



# Malleable Iron 45° Liquidtight Connectors

## For Liquidtight Flexible Metallic Conduit

### Application:

To secure, ground and seal Liquidtight Flexible Metal conduit to boxes and enclosures.

### Features:

- Tapered threaded male hub NPT
- Compact, slim diameter with small turning radius
- Furnished with an insulated throat with steel locknut and sealing ring
- Liquidtight/Raintight/Oiltight
- Suitable for wet locations
- Long ferrule prevents pullout and tight bend conduit "pop-out"
- UL Listed liquidtight flexible metal conduit fittings are suitable for use in the following Hazardous Locations under NEC 501-4(b), 502-4(a)(2); Class I, Div.2; Class II, Div. 1 and 2; and Class III, Div. 1 and 2 and are suitable for grounding in sizes 3/8" through 1-1/2" under NEC 351-I

### Standard Materials:

Malleable Iron/Steel Ferrule

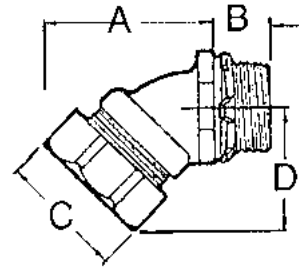
### Standard Finish:

Zinc Plated

 **UL Listed:**  
E198258



TYPE SLT35-45T



## All Furnished with Insulated Throats

CATALOG NUMBER	TRADE SIZE	KO SIZE	DIM A	DIM B	DIM C	DIM D	UNIT PACK	STANDARD PACK	WEIGHT (LBS.) PER 100	NAED MFG #78-5994 UPC/DCI #
SLT25-45T	3/8"	1/2"	1.14	0.50	1.15	1.48	10	100	29	14825
SLT35-45T	1/2"	1/2"	1.25	0.50	1.28	1.51	10	100	29	14835
SLT36-45T	3/4"	3/4"	1.28	0.52	1.55	1.54	10	100	42	14836
SLT37-45T	1"	1"	1.43	0.65	1.80	1.81	5	50	66	14837
SLT38-45T	1-1/4"	1-1/4"	1.50	0.66	2.25	2.16	-	10	90	14838
SLT39-45T	1-1/2"	1-1/2"	1.61	0.73	2.44	2.43	-	10	112	14839
SLT40-45T	2"	2"	1.76	0.75	2.97	2.82	-	5	179	14840
SLT65-45T	2-1/2"	2-1/2"	2.18	1.01	4.01	4.41	-	1	582	14865
SLT66-45T	3"	3"	2.50	1.15	4.18	5.50	-	1	869	14866
SLT67-45T	3-1/2"	3-1/2"	2.61	1.18	5.25	5.93	-	1	1296	14867
SLT68-45T	4"	4"	2.74	1.25	5.78	8.34	-	1	1539	14868



# Malleable Iron Straight Liquidtight Connectors

With Aluminum Lugs For Liquidtight Flexible Metallic Conduit

**Application:**

Connects conduit and terminates bonding conductor run externally across liquidtight conduit.

**Features:**

- Tapered threaded male hub NPT
- Compact, slim diameter with small turning radius
- Furnished with Insulated throat, steel locknut, and sealing ring
- Liquidtight/Raintight/Oiltight
- Suitable for grounding & wet locations
- Long ferrule prevents pullout and tight bend conduit 'pop-out'
- UL Listed liquidtight flexible metal conduit fittings are suitable for use in the following Hazardous Locations under NEC 501-4(b), 502-4(a)(2); Class I, Div.2; Class II, Div. 1 and 2; and Class III, Div. 1 and 2 and are suitable for grounding in sizes 3/8" through 1-1/2" under NEC 351-1

**Standard Materials:**

Malleable Iron/  
Steel Ferrule/  
Aluminum Grounding Lug

**Standard Finish:**

Zinc Plated

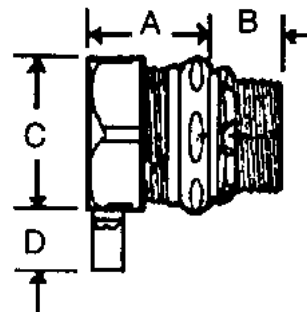
Available with Copper Lug.  
Use suffix C instead of A.

**Example:** SLT47CLT

 **UL Listed:**  
E212551



TYPE SLT27ALT



## All Furnished with Insulated Throats

CATALOG NUMBER	TRADE SIZE	LUG SIZE	DIM A	DIM B	DIM C	DIM D	UNIT PACK	STD. PACK	WEIGHT (LBS.) PER 100	NAED MFG #78-5994 UPC/DCI #
SLT47ALT	3/8"	#4-#14	1.14	0.50	1.15	0.75	25	250	18	78047
SLT27ALT	1/2"	#4-#14	1.25	0.50	1.28	0.75	25	250	20	78027
SLT28ALT	3/4"	#4-#14	1.28	0.52	1.55	0.75	10	100	31	78028
SLT29ALT	1"	#4-#14	1.43	0.65	1.80	0.75	5	50	42	78029
SLT30ALT	1-1/4"	#4-#14	1.50	0.66	2.25	0.75	5	50	57	78030
SLT31ALT	1-1/2"	#4-#14	1.61	0.73	2.44	0.75	10	50	73	78031
SLT32ALT	2"	#4-#14	1.76	0.75	2.97	0.75	5	25	101	78032
SLT33ALT	2-1/2"	#1/0-#8	2.18	1.01	4.01	1.13	1	10	373	78033
SLT34ALT	3"	#1/0-#8	2.50	1.15	4.18	1.13	1	10	465	78034
SLT60ALT	3-1/2"	#3/0-#6	2.61	1.18	5.25	1.50	1	10	686	78060
SLT61ALT	4"	#3/0-#6	2.74	1.25	5.78	1.50	1	5	807	78061



CATALOG NUMBER	TRADE SIZE	LUG SIZE	DIM A	DIM B	DIM C	DIM D	UNIT PACK	STD. PACK	WEIGHT (LBS.) PER 100	NAED MFG #78-5994 UPC/DCI #
*SLT62ALT	5"	#6-#250MCM	3.13	1.50	6.06	1.69	-	1	1058	78063
*SLT63ALT	6"	#6-#250MCM	3.13	1.56	7.50	1.69	-	1	1395	78064



# Malleable Iron 90° Liquidtight Connectors

## With Aluminum Lugs For Liquidtight Flexible Metallic Conduit

**Application:**

Connects conduit and terminates bonding conductor run externally across liquidtight conduit.

**Features:**

- Tapered threaded male hub NPT
- Compact, slim diameter with small turning radius
- Furnished with Insulated throat, steel locknut, and sealing ring
- Liquidtight/Raintight/Oiltight
- Suitable for grounding and wet locations
- Long ferrule prevents pullout and tight bend conduit 'pop-out'
- UL Listed liquidtight flexible metal conduit fittings are suitable for use in the following Hazardous Locations under NEC 501-4(b), 502-4(a)(2); Class I, Div.2; Class II, Div. 1 and 2; and Class III, Div. 1 and 2 and are suitable for grounding in sizes 3/8" through 1-1/2" under NEC 351-I

**Standard Materials:**


Malleable Iron/  
Steel Ferrule/  
Aluminum Grounding Lug

**Standard Finish:**

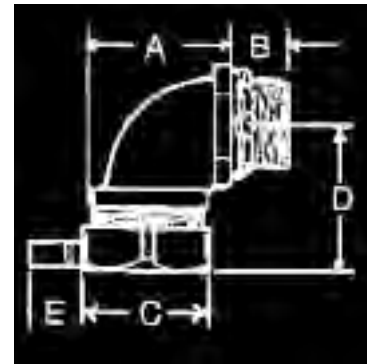
Zinc Plated

Available with Copper Lug.  
Use suffix C instead of A.

**Example:** SLT25CLT



Type SLT35ALT



### All Furnished with Insulated Throats

CATALOG NUMBER	TRADE SIZE	LUG SIZE	DIM A	DIM B	DIM C	DIM D	DIM E	UNIT PACK	STD. PACK	WEIGHT (LBS.) PER 100 PCS.	NAED MFG #78-5994 UPC/DCI #
SLT25ALT	3/8"	#4-#14	1.31	0.50	1.15	1.37	0.75	10	100	18	79125
SLT35ALT	1/2"	#4-#14	1.43	0.50	1.28	1.37	0.75	10	100	20	79135
SLT36ALT	3/4"	#4-#14	1.62	0.52	1.55	1.50	0.75	10	100	31	79136
SLT37ALT	1"	#4-#14	1.93	0.65	1.80	1.81	0.75	5	50	42	79137
SLT38ALT	1-1/4"	#4-#14	2.37	0.66	2.25	1.94	0.75	-	10	57	79138
SLT39ALT	1-1/2"	#4-#14	2.68	0.73	2.44	2.40	0.75	-	10	73	79139
SLT40ALT	2"	#4-#14	3.18	0.75	2.97	2.64	0.75	-	5	101	79140
SLT65ALT	2-1/2"	#1/0-#8	8.31	1.01	4.01	7.81	1.13	-	1	373	79165
SLT66ALT	3"	#1/0-#8	9.80	1.15	4.18	9.15	1.13	-	1	465	79166
SLT67ALT	3-1/2"	#3/0-#6	11.18	1.18	5.25	11.22	1.50	-	1	686	79167
SLT68ALT	4"	#3/0-#6	12.93	1.25	5.78	12.54	1.50	-	1	807	79168



# Malleable Iron 45° Liquidtight Connectors

## With Aluminum Lugs For Liquidtight Flexible Metallic Conduit

### Application:

Connects conduit and terminates bonding conductor run externally across liquidtight conduit.

### Features:

- Tapered threaded male hub NPT
- Compact, slim diameter with small turning radius
- Furnished with Insulated throat, steel locknut, and sealing ring
- Liquidtight/Raintight/Oiltight
- Suitable for grounding
- Long ferrule prevents pull-out and tight bend conduit "pop-out"
- UL Listed liquidtight flexible metal conduit fittings are suitable for use in the following Hazardous Locations under NEC 501-4(b), 502-4(a)(2); Class I, Div.2; Class II, Div. 1 and 2; and Class III, Div. 1 and 2 and are suitable for grounding in sizes 3/8" through 1-1/2" under NEC 351-I.

### Standard Materials:

Malleable Iron/  
Steel Ferrule/  
Aluminum Grounding Lug

### Standard Finish:

Zinc Plated

Available with Copper Lug.  
Use suffix C instead of A.

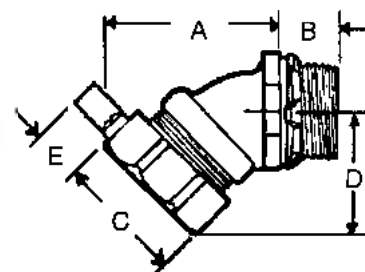
**Example:** SLT25-45CLT



UL Listed:  
E212551



Type SLT35-45ALT



## All Furnished with Insulated Throats

CATALOG NUMBER	TRADE SIZE	LUG SIZE	DIM A	DIM B	DIM C	DIM D	DIM E	UNIT PACK	STD PACK	WEIGHT (LBS.) PER 100 PCS.	NAED MFG #78-5994 UPC/DCI #
SLT25-45ALT	3/8"	#4-#14	1.62	0.50	1.15	1.48	0.75	10	100	18	79325
SLT35-45ALT	1/2"	#4-#14	1.64	0.50	1.28	1.51	0.75	10	100	20	79335
SLT36-45ALT	3/4"	#4-#14	1.68	0.52	1.55	1.54	0.75	10	100	31	79336
SLT37-45ALT	1"	#4-#14	2.16	0.65	1.80	1.81	0.75	5	50	42	79337
SLT38-45ALT	1-1/4"	#4-#14	2.50	0.66	2.25	2.16	0.75	-	10	57	79338
SLT39-45ALT	1-1/2"	#4-#14	3.10	0.73	2.44	2.43	0.75	-	10	73	79339
SLT40-45ALT	2"	#4-#14	3.28	0.75	2.97	2.82	0.75	-	5	101	79340
SLT65-45ALT	2-1/2"	#1/0-#8	6.67	1.01	4.01	4.41	1.13	-	1	373	79365
SLT66-45ALT	3"	#1/0-#8	8.01	1.15	4.18	5.50	1.13	-	1	465	79366
SLT67-45ALT	3-1/2"	#3/0-#6	9.55	1.18	5.25	5.93	1.50	-	1	686	79367
SLT68-45ALT	4"	#3/0-#6	10.64	1.25	5.78	8.34	1.50	-	1	807	79368





# Zinc Straight Liquidtight Connectors

## For Liquidtight Flexible Metallic Conduit

### Application:

Terminate and seal liquidtight flexible metal conduit to either oiltight, liquidtight or raintight box or enclosure. Connectors can be used with tapered thread female entry or unthreaded knockout using the provided sealing washer and locknut.

### Features:

- Furnished with zinc die cast locknut and sealing ring
- Liquidtight/Raintight/Oiltight
- Suitable for grounding (through 1 1/4")
- Suitable for wet locations

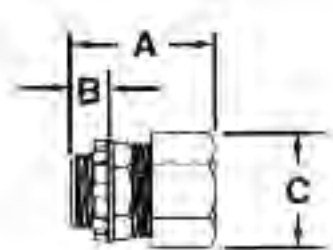
### Standard Materials:

Zinc Die Cast

 **UL Listed:**  
E155411



Type LT27

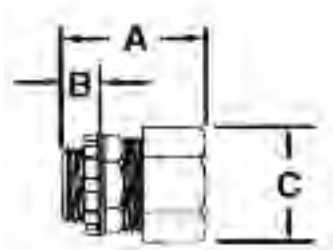


CATALOG NUMBER	TRADE SIZE	DIM A	DIM B	DIM C	UNIT PACK	STANDARD PACK	WEIGHT (LBS.) PER 100 PCS.	NAED MFG #78-5994 UPC/DCI #
LT47	3/8"	1.440	0.400	1.260	25	250	16	14472
LT27	1/2"	1.500	0.420	1.385	25	250	20	14272
LT28	3/4"	1.600	0.420	1.720	10	100	28	14282
LT29	1"	1.785	0.550	1.900	5	50	44	14292
LT30	1-1/4"	1.900	0.546	2.290	5	50	64	14302
LT31	1-1/2"	2.737	0.520	2.633	-	10	87	14312
LT32	2"	2.080	0.585	3.156	-	5	121	14322
LT33	2-1/2"	3.025	0.775	4.205	-	1	250	14332
LT34	3"	3.530	0.920	4.910	-	1	355	14342
LT60	3-1/2"	3.660	0.920	5.470	-	1	480	14602
LT61	4"	3.875	0.987	5.925	-	1	570	14612

## Insulated Throat



Type LT27T



CATALOG NUMBER	TRADE SIZE	DIM A	DIM B	DIM C	UNIT PACK	STANDARD PACK	WEIGHT (LBS.) PER 100 PCS.	NAED MFG #78-5994 UPC/DCI #
LT47T	3/8"	1.530	0.490	1.260	25	250	16	14478
LT27T	1/2"	1.590	0.510	1.385	25	250	20	14278
LT28T	3/4"	1.690	0.510	1.720	10	100	28	14288
LT29T	1"	1.875	0.530	1.900	5	50	44	14298
LT30T	1-1/4"	1.990	0.636	2.290	5	50	64	14308
LT31T	1-1/2"	2.207	0.610	2.633	-	10	87	14318
LT32T	2"	2.170	0.675	3.156	-	5	121	14328
LT33T	2-1/2"	3.025	0.775	4.205	-	1	250	14338
LT34T	3"	3.530	0.920	4.910	-	1	355	14348
LT60T	3-1/2"	3.660	0.920	5.470	-	1	480	14608
LT61T	4"	3.875	0.987	5.925	-	1	570	14618

# Zinc 90° Liquidtight Connectors

## For Liquidtight Flexible Metallic Conduit

### Application:

Terminate and seal liquidtight flexible metal conduit, at 90° angle, to either oiltight, liquidtight or raintight box or enclosure.

### Features:


- Furnished with zinc die cast locknut and sealing ring
- Liquidtight/Raintight/Oiltight
- Suitable for grounding (through 1¼")
- Suitable for wet locations

### Standard Materials:

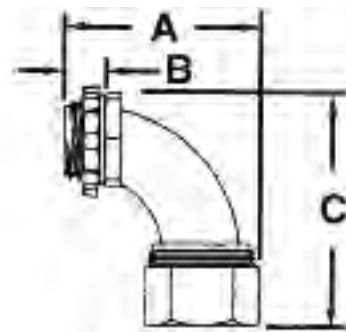
Zinc Die Cast



UL Listed:  
E155411



Type LT35

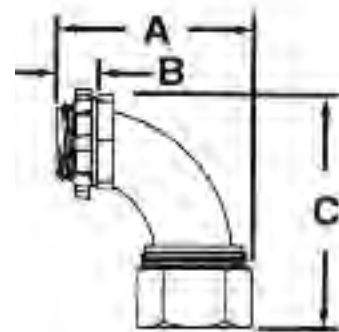


CATALOG NUMBER	TRADE SIZE	DIM A	DIM B	DIM C	UNIT PACK	STANDARD PACK	WEIGHT (LBS.) PER 100 PCS.	NAED MFG #78-5994 UPC/DCI #
LT25	3/8"	2.062	0.520	2.340	10	100	23	14252
LT35	1/2"	2.220	0.525	2.340	10	100	27	14352
LT36	3/4"	2.550	0.680	3.550	10	100	48	14362
LT37	1"	2.820	0.675	3.785	5	50	76	14372
LT38	1-1/4"	3.362	0.700	3.960	-	10	112	14382
LT39	1-1/2"	3.450	0.700	4.130	-	10	147	14392
LT40	2"	4.036	0.575	4.700	-	5	196	14402
LT65	2-1/2"	5.215	0.770	5.375	-	1	400	14652
LT66	3"	6.100	1.100	6.500	-	1	550	14662
LT67	3-1/2"	6.715	1.100	7.450	-	1	740	14672
LT68	4"	6.780	1.100	8.000	-	1	970	14682

## Insulated Throat



Type LT35T



CATALOG NUMBER	TRADE SIZE	DIM A	DIM B	DIM C	UNIT PACK	STANDARD PACK	WEIGHT (LBS.) PER 100 PCS.	NAED MFG #78-5994 UPC/DCI #
LT25T	3/8"	2.152	0.610	2.340	10	100	23	14258
LT35T	1/2"	2.310	0.615	2.340	10	100	27	14358
LT36T	3/4"	2.640	0.770	3.550	10	100	48	14368
LT37T	1"	2.910	0.765	3.785	5	50	76	14378
LT38T	1-1/4"	3.452	0.790	3.960	-	10	112	14388
LT39T	1-1/2"	3.540	0.790	4.130	-	10	147	14398
LT40T	2"	4.126	0.665	4.700	-	5	196	14408
LT65T	2-1/2"	5.215	0.860	5.375	-	1	400	14658
LT66T	3"	6.100	1.100	6.500	-	1	550	14668
LT67T	3-1/2"	6.715	1.100	7.450	-	1	740	14678
LT68T	4"	6.780	1.100	8.000	-	1	970	14688

# Big Bite-Saddle Type Connectors with Insulated Throat

For Armored Cable, Metal Clad and Flexible Metallic Conduit

**Application:**

To connect Flex, AC and MC cables to a box or an enclosure.

**Features:**

- One piece tubular construction affording extra strength
- Dual gripping saddle clamps
- Saddle clamp rides up & down on screw for ease of installation
- Robertson Head Screws
- Furnished with Insulated Throat

**Standard Materials:**

Tubular Steel/Steel Locknut

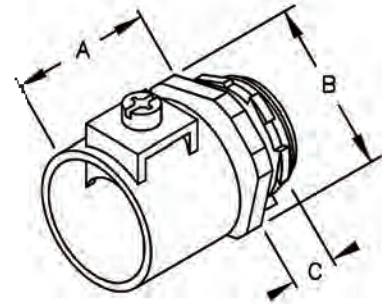
**Standard Finish:**

Zinc Plated

**UL Listed:**  
 E238299  
 3/8" thru 1"  
 E207875  
 1 1/4" thru 4"



TYPE DB50-IC



CATALOG NUMBER	TRADE SIZE	CABLE OPENING MAX	CABLE OPENING MIN	KO SIZE	DIM A	DIM B	DIM C	UNIT PACK	STANDARD PACK	WEIGHT (LBS.) PER 100 PCS.	NAED MFG #78-5994 UPC/DCI #
*DB38-IC	3/8"	0.656	0.437	1/2"	1.188	1.250	0.500	50	500	15	31800
*DB50-IC	1/2"	0.937	0.750	1/2"	1.375	1.250	0.438	25	100	16	31801
*DB75-IC	3/4"	1.125	0.906	3/4"	1.375	1.438	0.438	10	100	17	31802
*DB100-IC	1"	1.468	1.250	1"	1.563	1.813	0.500	5	50	31	31803
DB125-IC	1-1/4"	1.500	1.312	1-1/4"	2.188	2.125	0.625	5	10	53	31804
DB150-IC	1-1/2"	1.750	1.562	1-1/2"	2.438	2.500	0.625	5	10	63	31805
DB200-IC	2"	2.031	1.812	2"	2.563	3.000	0.625	5	10	87	31806
DB250-IC	2-1/2"	3.062	2.812	2-1/2"	2.688	3.625	0.813	1	5	163	31807
DB300-IC	3"	3.562	3.312	3"	2.813	4.250	0.938	1	5	192	31808
DB350-IC	3-1/2"	4.060	3.620	3-1/2"	2.938	4.750	1.000	-	1	225	31809
DB400-IC	4"	4.560	4.120	4"	3.000	5.813	1.031	-	1	263	31810

\*Suitable for use on Steel or Aluminum Cables

ARMORED CABLES Steel and Aluminum	
3/8"	14/2, 14/3, 14/4, 12/2, 12/3, 12/4, 10/2 .450/.660
1/2"	12/4, 10/2, 10/3, 10/4, 8/2, 8/3, 8/4, 6/2, 6/3 .550/.920
3/4"	Aluminum: 8/3, 8/4, 6/2, 6/3, 6/4, 4/2, 4/3 .680 / 1.075 Steel: 6/4, 4/2, 4/3 .930 / 1.075
1"	6/4, 4/3, 4/4, 3/2, 3/3, 2/3, 2/4, 1/3, 1/4 .930 / 1.468

METAL CLAD CABLES Steel and Aluminum	
3/8"	14/2, 14/3, 14/4, 12/2, 12/3, 12/4, 10/2 .450/.660
1/2"	10/2, 10/3, 10/4, 8/2, 8/3 .640 / .920
3/4"	Aluminum: 6/4, 4/3, 3/3 .930 / 1.075 Steel: 8/3, 8/4, 6/2, 6/3, 6/4, 4/3, 3/3 .730 / 1.075
1"	6/4, 4/3, 4/4, 3/3, 3/4 .960 / 1.468

# 90° Big Bite-Saddle Type Connectors with Insulated Throat

For Armored Cable, Metal Clad and Flexible Metallic Conduit

**Application:**

To connect Flex, AC and MC cables to a box or an enclosure

**Features:**


- Male Hub Threads- NPSM
- One piece malleable construction affording extra strength
- Dual gripping saddle clamps
- Saddle clamp rides up & down on screw for ease of installation
- Robertson Head Screws
- Furnished with Insulated Throat

**Standard Materials:**

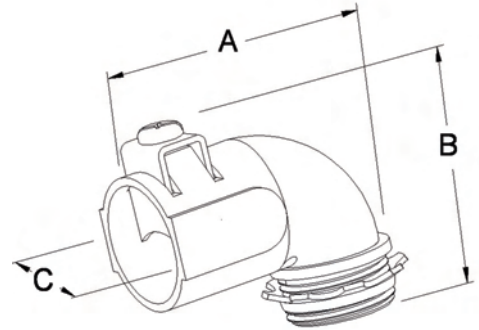
Malleable Iron/Steel Locknuts/ Steel Clamps

**Standard Finish:**

Zinc Plated



TYPE DB5090-IC



CATALOG NUMBER	TRADE SIZE	CABLE OPENING MAX	CABLE OPENING MIN	KO SIZE	DIM A	DIM B	DIM C	UNIT PACK	STANDARD PACK	WEIGHT (LBS.) PER 100 PCS.	NAED MFG #78-5994 UPC/DCI #
DB3890-IC	3/8"	0.656	0.437	1/2"	1.750	2.063	1.000	50	500	15	99916
DB5090-IC	1/2"	0.937	0.750	1/2"	2.125	2.250	1.250	25	100	16	99917
DB7590-IC	3/4"	1.125	0.906	3/4"	2.500	2.500	1.375	10	100	17	99918
DB10090-IC	1"	1.468	1.250	1"	2.813	2.875	1.688	5	50	31	99919

ARMORED CABLES Steel and Aluminum	
3/8"	14/2, 14/3, 14/4, 12/2, 12/3, 12/4, 10/2 .450/ .660
1/2"	12/4, 10/2, 10/3, 10/4, 8/2, 8/3, 8/4, 6/2, 6/3 .550/ .920
3/4"	Aluminum: 8/3, 8/4, 6/2, 6/3, 6/4, 4/2, 4/3 .680 / 1.075 Steel: 6/4, 4/2, 4/3 .930 / 1.075
1"	6/4, 4/3, 4/4, 3/2, 3/3, 2/3, 2/4, 1/3, 1/4 .930 / 1.468

METAL CLAD CABLES Steel and Aluminum	
3/8"	14/2, 14/3, 14/4, 12/2, 12/3, 12/4, 10/2 .450/ .660
1/2"	10/2, 10/3, 10/4, 8/2, 8/3 .640 / .920
3/4"	Aluminum: 6/4, 4/3, 3/3 .930 / 1.075 Steel: 8/3, 8/4, 6/2, 6/3, 6/4, 4/3, 3/3 .730 / 1.075
1"	6/4, 4/3, 4/4, 3/3, 3/4 .960 / 1.468

# 45° Big Bite-Saddle Type Connectors with Insulated Throat

For Armored Cable, Metal Clad and Flexible Metallic Conduit

**Application:**

To connect Flex, AC and MC cables to a box or an enclosure.

**Features:**

- Male Hub Threads- NPSM
- One piece malleable construction affording extra strength
- Dual gripping saddle clamps
- Saddle clamp rides up & down on screw for ease of installation
- Robertson Head Screws
- Furnished with Insulated Throat

**Standard Materials:**

Malleable Iron/Steel Locknuts/Steel Clamps

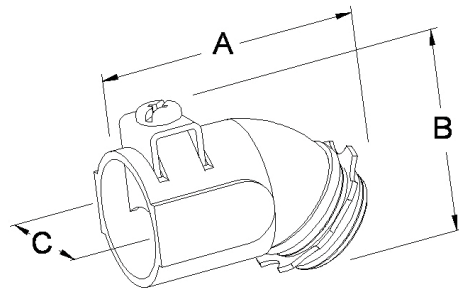
**Standard Finish:**

Zinc Plated

 **UL Listed:**  
E238299



TYPE DB5045-IC



CATALOG NUMBER	CABLE OPENING MAX	CABLE OPENING MIN	TRADE SIZE	KO SIZE	DIM A	DIM B	DIM C	UNIT PACK	STANDARD PACK	WEIGHT (LBS.) PER 100 PCS.	NAED MFG #78-5994 UPC/DCI #
DB3845-IC	0.656	0.437	3/8"	1/2"	1.813	1.750	0.938	50	250	16	99913
DB5045-IC	0.937	0.750	1/2"	1/2"	2.125	2.125	1.250	25	100	26	99914
DB7545-IC	1.125	0.906	3/4"	3/4"	2.375	2.313	1.438	10	100	29	99915

ARMORED CABLES Steel and Aluminum	
3/8"	14/2, 14/3, 14/4, 12/2, 12/3, 12/4, 10/2 .450/ .660
1/2"	12/4, 10/2, 10/3, 10/4, 8/2, 8/3, 8/4, 6/2, 6/3 .550/ .920
3/4"	Aluminum: 8/3, 8/4, 6/2, 6/3, 6/4, 4/2, 4/3 .680 / 1.075 Steel: 6/4, 4/2, 4/3 .930 / 1.075

METAL CLAD CABLES Steel and Aluminum	
3/8"	14/2, 14/3, 14/4, 12/2, 12/3, 12/4, 10/2 .450/ .660
1/2"	10/2, 10/3, 10/4, 8/2, 8/3 .640 / .920
3/4"	Aluminum: 6/4, 4/3, 3/3 .930 / 1.075 Steel: 8/3, 8/4, 6/2, 6/3, 6/4, 4/3, 3/3 .730 / 1.075

# Big Bite-Saddle Type Combination Couplings

For Armored Cable, Metal Clad and Flexible Metallic Conduit

**Application:**

To connect Flex, AC and MC cables to a box or an enclosure

**Features:**


- One piece tubular construction affording extra strength
- Dual gripping saddle clamps
- Saddle clamp rides up & down on screw for ease of installation
- Robertson Head Screws

**Standard Materials:**

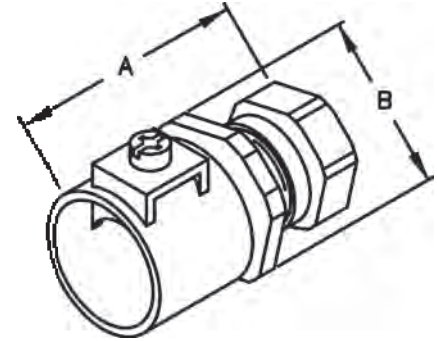
Tubular Steel/ Steel Locknuts/  
Steel Compression Nut/  
Steel Gland Ring

**Standard Finish:**

Zinc Plated

 **UL Listed:**  
1/2" thru 3/4"  
E238299

## Compression Couplings



CATALOG NUMBER	TRADE SIZE	CABLE OPENING MAX	CABLE OPENING MIN	KO SIZE	DIM A	DIM B	UNIT PACK	STANDARD PACK	WEIGHT (LBS.) PER 100 PCS.	NAED MFG #78-5994 UPC/DCI #
DBC-38	3/8"	0.656	0.437	1/2"	1.375	1.250	50	500	18	99910
DBC-50	1/2"	0.937	0.750	1/2"	1.563	1.250	25	100	19	99911
DBC-75	3/4"	1.125	0.906	3/4"	1.563	1.438	10	100	20	99912

## Set-Screw Couplings

**Application:**

Combination couplings are used to join EMT conduit to armored cable, metal clad cable or flexible metallic conduit

**Features:**


- One piece tubular construction affording extra strength
- Dual gripping saddle clamps
- Saddle clamp rides up & down on screw for ease of installation
- Robertson Head Screws

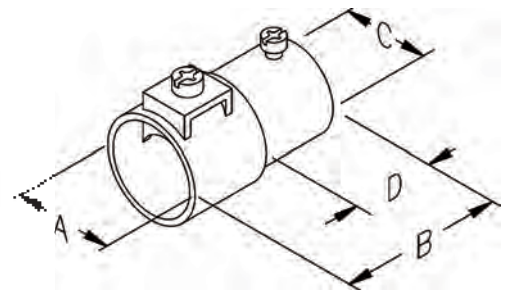
**Standard Materials:**

Tubular Steel

**Standard Finish:**

Zinc Plated

 **UL Listed:**  
1/2" thru 3/4"  
E207875



CATALOG NUMBER	TRADE SIZE	DIM A	DIM B	DIM C	DIM D	UNIT PACK	STANDARD PACK	WEIGHT (LBS.) PER 100 PCS.	NAED MFG #78-5994 UPC/DCI #
DBS-38	3/8"	0.750	1.563	0.875	0.625	50	500	18	90128
DBS-50	1/2"	1.063	2.000	0.875	0.625	25	100	19	90129
DBS-75	3/4"	1.250	2.125	1.125	0.813	10	100	20	90130

# Quicklock Type Connectors with Insulated Throat

For Armored Cable, Metal Clad and Flexible Metallic Conduit

**Application:**

Used to connect MC, AC, and Flex Cable to box or enclosure

**Features:**


- No locknut required
- Single-unit or duplex construction with captive clamp
- Connects 50 MC, AC and Flex RW cable sizes with just three fittings
- Easy to install. Just tilt, insert and snap down
- Single unit construction eliminates loose component parts; integral green plastic insulated throat bushing provides maximum protection for wire installation
- Concrete tight when taped and used with PVC jacketed cord
- Accepts 2 cables of each size listed

**Standard Materials:**

Tubular Steel

**Standard Finish:**

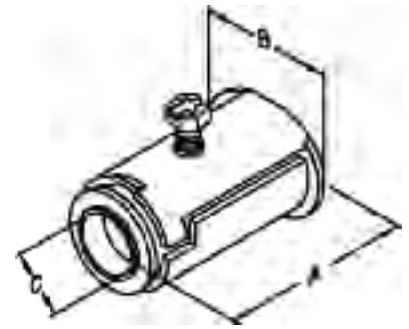
Zinc Plated

 **UL Listed:**  
E238299

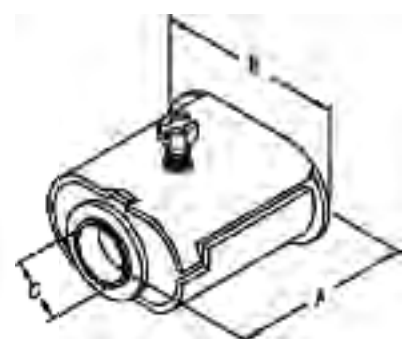
Exceeds UL specifications for electrical continuity and is suitable as a grounding means under the NEC 350-2 and for hazardous locations under NEC 501-4 (b), Class 1, Div. 2.



Type QL-50



Type QL-50D



CATALOG NUMBER	TRADE SIZE	DIM A	DIM B	DIM C	UNIT PACK	STANDARD PACK	WEIGHT (LBS.) PER 100 PCS.	NAED MFG #78-5994 UPC/DCI #
QL-50	1/2" SINGLE	1.438	0.438	0.438	50	500	8	90001
QL-75	3/4" SINGLE	1.313	0.563	0.563	25	125	14	90002
QL-50D	1/2" DUPLEX	1.688	0.563	0.563	25	125	10	90003

CABLE TYPE	QL-50 1/2" KO	QL-75 3/4" KO	QL-50D** 1/2" KO DUPLEX
AC STEEL	14/2 14/3 14/4 12/2 12/3 12/4 10/2 10/3	10/4 10/5 8/3 8/4 6/3	14/2 14/3 14/4 12/2 12/3 12/4
AC ALUMINUM INTERLOCKED	14/2 14/3 14/4 12/2 12/3 12/4	10/4 8/3 8/4	14/2 14/3 14/4 12/2 12/3 12/4
MC STEEL	*14/2 *14/3 *14/4 *12/2 *12/3 *12/4 *10/2	*10/3 *10/4 *8/2 *8/3 *6/2	14/2 14/3 14/4 12/2 12/3 12/4 10/2
MC ALUMINUM INTERLOCKED	14/2 14/3 14/4 12/2 12/3 12/4 10/2	10/3 10/4 8/2	14/2 14/3 14/4 12/2 12/3 12/4
MC ALUMINUM	14/3 14/4 *12/2 *12/3 *12/4 10/2 10/3		
MC ALUMINUM FLAT	12/3		
FLEX RW	3/8 STEEL & AL.	1/2 STEEL	

\*Concrete tight when taped and used with PVC jacketed cord.

\*\*Accepts two cables of each size listed.

# Malleable Iron Cable Connectors

## For Armored Cable and Flexible Metallic Conduit

**Application:**

Used with locknut to terminate steel or aluminum flexible metal conduit to enclosure.

**Features:**

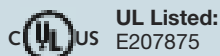
- Male hub threads - NPS
- Provided with steel locknut

**Standard Materials:**

Malleable Iron/Steel Locknuts

**Standard Finish:**

Zinc Plated



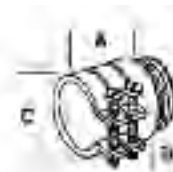
### Squeeze Type



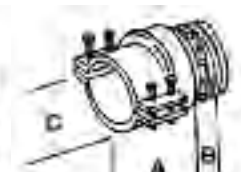
Type C34



Sizes 3/8" - 1/2" are manufactured as shown above



Sizes 1/2" - 3" are manufactured as shown above



Sizes 3/2" - 4" are manufactured as shown above

CATALOG NUMBER	TRADE SIZE	KO SIZE	DIM A	DIM B	DIM C	UNIT PACK	STANDARD PACK	WEIGHT (LBS.) PER 100	NAED MFG #78-5994 UPC/DCI #
C47A	3/8"	1/2"	1.00	0.45	1.60	25	250	6	34708
C27	1/2"	1/2"	1.00	0.45	1.60	25	250	13	32701
C28	3/4"	3/4"	1.10	0.48	1.78	25	250	17	32801
C29	1"	1"	1.10	0.57	2.15	10	100	26	32901
C30	1-1/4"	1-1/4"	1.19	0.57	2.18	10	100	40	33001
C31	1-1/2"	1-1/2"	1.85	0.64	2.25	-	10	63	33101
C32	2"	2"	2.00	0.75	2.70	-	10	107	33201
C33	2-1/2"	2-1/2"	2.05	0.90	3.31	-	10	172	33301
C34	3"	3"	2.15	1.05	3.90	-	5	203	33401
C60	3-1/2"	3-1/2"	3.75	1.31	6.50	-	2	442	36001
C61	4"	4"	4.10	1.50	7.25	-	1	663	36101

### Squeeze Type - Insulated Throat



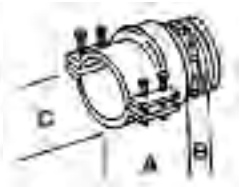
Type C34T



Sizes 3/8" - 1/2" are manufactured as shown above



Sizes 1/2" - 3" are manufactured as shown above



Sizes 3/2" - 4" are manufactured as shown above

CATALOG NUMBER	TRADE SIZE	KO SIZE	DIM A	DIM B	DIM C	UNIT PACK	STANDARD PACK	WEIGHT (LBS.) PER 100	NAED MFG #78-5994 UPC/DCI #
C47AT	3/8"	1/2"	1.00	0.45	1.60	25	250	6	34718
C27T	1/2"	1/2"	1.00	0.45	1.60	25	250	13	32703
C28T	3/4"	3/4"	1.10	0.48	1.78	25	250	17	32803
C29T	1"	1"	1.10	0.57	2.15	10	100	26	32903
C30T	1-1/4"	1-1/4"	1.19	0.57	2.18	10	100	40	33003
C31T	1-1/2"	1-1/2"	1.85	0.64	2.25	-	10	64	33103
C32T	2"	2"	2.00	0.75	2.70	-	10	108	33203
C33T	2-1/2"	2-1/2"	2.05	0.90	3.31	-	10	174	33303
C34T	3"	3"	2.15	1.05	3.90	-	5	205	33403
C60T	3-1/2"	3-1/2"	3.75	1.31	6.50	-	2	446	36003
C61T	4"	4"	4.10	1.50	7.25	-	1	670	36103



# Malleable Iron 90° Cable Connectors

## For Armored Cable and Flexible Metallic Conduit

**Application:**

Used with locknut to terminate steel or aluminum flexible metal conduit to enclosure to form a 90° bend.

**Features:**

- Male hub threads - NPS
- Provided with steel locknut

**Standard Materials:**

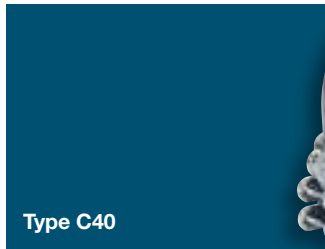
Malleable Iron/Steel Locknuts

**Standard Finish:**

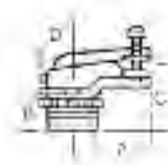
Zinc Plated



### 90° Squeeze Type



Type C40



Sizes 3/8" - 1/2" are manufactured as shown above



Sizes 1" - 3" are manufactured as shown above



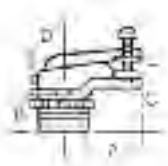
Sizes 3 1/2" - 4" are manufactured as shown above

CATALOG NUMBER	TRADE SIZE	KO SIZE	DIM A	DIM B	DIM C	DIM D	UNIT PACK	STANDARD PACK	WEIGHT (LBS.) PER 100	NAED MFG #78-5994 UPC/DCI #
C25	3/8"	1/2"	1.63	0.41	0.85	0.51	50	500	9	38025
C35	1/2"	1/2"	1.63	0.41	0.85	0.51	25	250	20	33511
C36	3/4"	3/4"	1.81	0.50	1.10	0.62	10	100	25	33611
C37	1"	1"	2.10	0.50	1.31	0.81	5	50	62	33711
C38	1-1/4"	1-1/4"	2.75	0.65	1.83	1.12	-	10	120	33811
C39	1-1/2"	1-1/2"	3.37	0.65	1.83	1.50	-	10	149	33911
C40	2"	2"	5.00	0.81	2.75	1.70	-	5	309	34011
C65	2-1/2"	2-1/2"	5.50	1.00	4.12	2.00	-	2	352	36511
C66	3"	3"	6.62	1.00	4.50	2.25	-	1	553	36611
C67	3-1/2"	3-1/2"	8.25	1.30	5.56	3.15	-	1	1216	36711
C68	4"	4"	9.30	1.50	7.00	3.45	-	1	1437	36811

### 90° Squeeze Type - Insulated Throat



Type C40T



Sizes 3/8" - 1/2" are manufactured as shown above



Sizes 1" - 3" are manufactured as shown above



Sizes 3 1/2" - 4" are manufactured as shown above

CATALOG NUMBER	TRADE SIZE	KO SIZE	DIM A	DIM B	DIM C	DIM D	UNIT PACK	STANDARD PACK	WEIGHT (LBS.) PER 100	NAED MFG #78-5994 UPC/DCI #
C25T	3/8"	1/2"	1.63	0.41	0.85	0.51	50	500	9	38125
C35T	1/2"	1/2"	1.63	0.41	0.85	0.51	25	250	20	33513
C36T	3/4"	3/4"	1.81	0.50	1.10	0.62	10	100	25	33613
C37T	1"	1"	2.10	0.50	1.31	0.81	5	50	62	33713
C38T	1-1/4"	1-1/4"	2.75	0.65	1.83	1.12	-	10	120	33813
C39T	1-1/2"	1-1/2"	3.37	0.65	1.83	1.50	-	10	149	33913
C40T	2"	2"	5.00	0.81	2.75	1.70	-	5	309	34013
C65T	2-1/2"	2-1/2"	5.50	1.00	4.12	2.00	-	2	352	36513
C66T	3"	3"	6.62	1.00	4.50	2.25	-	1	553	36613
C67T	3-1/2"	3-1/2"	8.25	1.30	5.56	3.15	-	1	1216	36713
C68T	4"	4"	9.30	1.50	7.00	3.45	-	1	1437	36813

# Zinc Cable Connectors

## For Armored Cable and Flexible Metallic Conduit

### Application:

Used with a locknut to terminate steel or aluminum flexible metal conduit and armored cable to enclosure.

### Features:

- Assembled with die cast locknut and tri-combo screws

### Standard Materials:

Zinc Die Cast



UL Listed:

E155411

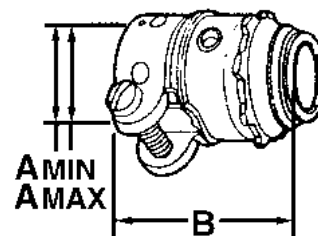
CSA File No. LR57925



## Squeeze Type



Type C27Z

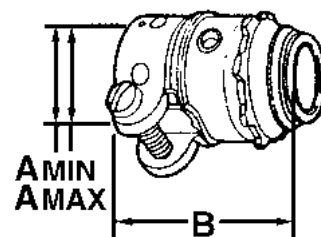


CATALOG NUMBER	TRADE SIZE	DIM. A MIN.	DIM. A MAX	DIM. B	UNIT PACK	STANDARD PACK	WEIGHT (LBS.) PER 100	NAED MFG #78-5994 UPC/DCI #
C47Z	3/8"	0.530	0.620	0.982	50	500	7	24708
C27Z	1/2"	0.850	0.914	1.470	25	250	10	32708
C28Z	3/4"	1.100	1.135	1.580	25	250	13	32808
C29Z	1"	1.255	1.375	1.750	10	100	20	32908
C30Z	1-1/4"	1.550	1.610	1.910	10	100	29	33008
C31Z	1-1/2"	1.810	1.895	2.090	5	50	39	33108
C32Z	2"	2.260	2.485	2.340	10	40	46	33208

## Squeeze Type – Insulated Throat



Type C27ZT



CATALOG NUMBER	TRADE SIZE	DIM. A MIN.	DIM. A MAX	DIM. B	UNIT PACK	STANDARD PACK	WEIGHT (LBS.) PER 100	NAED MFG #78-5994 UPC/DCI #
C47ZT	3/8"	0.530	0.620	0.982	50	500	7	32646
C27ZT	1/2"	0.850	0.914	1.470	25	250	10	32757
C28ZT	3/4"	1.100	1.135	1.580	25	250	13	32867
C29ZT	1"	1.255	1.375	1.750	10	100	20	32967
C30ZT	1-1/4"	1.550	1.610	1.910	10	100	29	33067
C31ZT	1-1/2"	1.810	1.895	2.090	5	50	39	33167
C32ZT	2"	2.260	2.485	2.340	10	40	46	33267

# Zinc 90° Cable Connectors

## For Armored Cable and Flexible Metallic Conduit

### Application:

Used with a locknut to terminate steel or aluminum flexible metal conduit and armored cable to enclosure to form a 90° bend

### Features:

- Assembled with die cast locknut and tri-combo screws

### Standard Materials:

Zinc Die Cast



UL Listed:

E155411

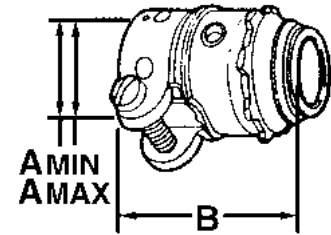
CSA File No. LR57925



### Squeeze Type



Type C40Z

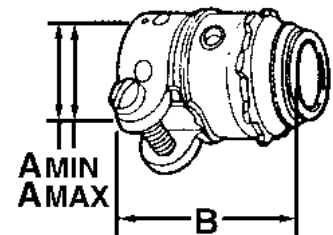


CATALOG NUMBER	TRADE SIZE	DIM. A MIN.	DIM. A MAX	DIM. B	UNIT PACK	STANDARD PACK	WEIGHT (LBS.) PER 100	NAED MFG #78-5994 UPC/DCI #
C25Z	3/8"	0.440	0.750	0.180	50	500	7	32252
C35Z	1/2"	0.635	1.085	2.140	25	250	10	33516
C36Z	3/4"	0.830	1.380	2.380	10	100	13	33616
C37Z	1"	1.330	1.570	2.800	5	50	20	33716
C38Z	1-1/4"	1.625	1.940	3.930	10	40	29	33816
C39Z	1-1/2"	1.400	2.400	6.050	-	10	39	33916
C40Z	2"	1.400	2.400	6.050	-	5	46	34016

### Squeeze Type – Insulated Throat



Type C40ZT



CATALOG NUMBER	TRADE SIZE	DIM. A MIN.	DIM. A MAX	DIM. B	UNIT PACK	STANDARD PACK	WEIGHT (LBS.) PER 100	NAED MFG #78-5994 UPC/DCI #
C25ZT	3/8"	0.440	0.750	0.180	50	500	7	32567
C35ZT	1/2"	0.635	1.085	2.140	25	250	10	33567
C36ZT	3/4"	0.830	1.380	2.380	10	100	13	33667
C37ZT	1"	1.330	1.570	2.800	5	50	20	33767
C38ZT	1-1/4"	1.625	1.940	3.930	10	40	29	33867
C39ZT	1-1/2"	1.400	2.400	6.050	-	10	39	33967
C40ZT	2"	1.400	2.400	6.050	-	5	46	34067

# Malleable Iron Cable Connectors

For Armored Cable, Metal Clad and Flexible Metallic Conduit

**Application:** Used to connect steel armored cable to box or enclosure.

**Features:**

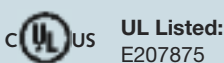
- UL Listed flexible metal conduit fittings are suitable for use in Hazardous Locations under NEC 501-4 (b) Class I Div. II, and suitable as a grounding means under NEC 350-5
- Male Hub Threads-NPSM
- Provided with steel locknuts

**Standard Materials:**

Malleable Iron / Steel Locknuts

**Standard Finish:**

Zinc Plated



**Application:** Strap type fitting used to connect flexible metal conduit or armored cable to box or enclosure.

**Features:**

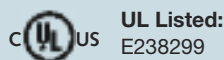
- UL Listed flexible metal conduit fittings are suitable for use in Hazardous Locations under NEC 501-4 (b) Class I Div. II, and suitable as a grounding means under NEC 350-5
- Male Hub Threads-NPSM
- Provided with steel locknuts
- Stamped Steel Covers

**Standard Materials:**

Malleable Iron / Steel Locknuts

**Standard Finish:**

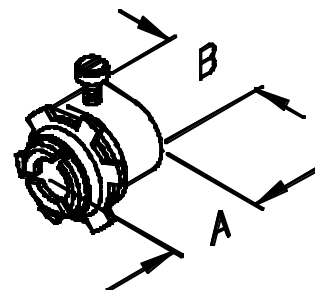
Zinc Plated



## Set-Screw



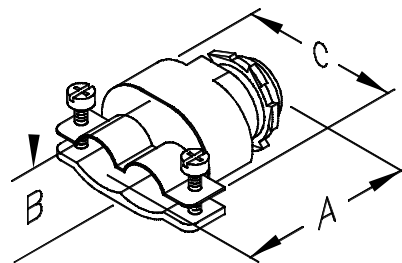
Type C22M



CATALOG NUMBER	TRADE SIZE	KO SIZE	DIM A	DIM B	UNIT PACK	STANDARD PACK	WEIGHT (LBS.) PER 100	NAED MFG #78-5994 UPC/DCI #
C22M	3/8"	1/2"	1.000	0.438	100	1000	7	31240



Type C270M



CATALOG NUMBER	TRADE SIZE	KO SIZE	DIM A	DIM B	DIM C	UNIT PACK	STANDARD PACK	WEIGHT (LBS.) PER 100	NAED MFG #78-5994 UPC/DCI #
C270M	3/8"	1/2"	1.688	0.438	1.625	20	200	14	52802

# Malleable Iron Cable Connectors

For Armored Cable, Metal Clad and Flexible Metallic Conduit

## Application:

To make a 90° termination of flexible metal conduit or cable to a knockout or unthreaded slip hole in a dry location box or enclosure.

## Features:

- Male Hub Threads - NPSM
- Provided with steel locknuts
- Stamped Steel Covers

## Standard Materials:

Malleable Iron / Steel Locknuts

## Standard Finish:

Zinc Plated



UL Listed:  
E207875

## 90° Duplex



Type C271

CATALOG NUMBER	TRADE SIZE	KO SIZE	DIM A	DIM B	DIM C	UNIT PACK	STANDARD PACK	WEIGHT (LBS.) PER 100	NAED MFG #78-5994 UPC/DCI #
C271	3/8"	1/2"	1.188	0.438	0.875	25	250	14	52713

## 45° Angle



Type 315M

CATALOG NUMBER	TRADE SIZE	KO SIZE	DIM A	DIM B	DIM C	UNIT PACK	STANDARD PACK	WEIGHT (LBS.) PER 100	NAED MFG #78-5994 UPC/DCI #
315M	3/8"	1/2"	1.750	0.438	1.125	25	250	10	31502
316M	1/2"	1/2"	1.938	0.438	1.750	25	250	12	70885
317M	3/4"	3/4"	1.938	0.500	2.000	25	250	15	70886

## Application:

Connects conduit and terminates bonding conductor.

## Features:

- Male Hub Threads - NPSM
- Provided with steel locknuts
- Stamped Steel Covers

## Standard Materials:

Malleable Iron / Steel Locknuts

## Standard Finish:

Zinc Plated



UL Listed:  
E207875

# Zinc Cable and Conduit Connectors

For Armored Cable, Metal Clad and Flexible Metallic Conduit

## Application:

For use with flexible metal conduit and reduced wall flexible metal conduit, metal clad and armored cable. They are used to connect two, Trade Size 3/8 (12) flexible metal conduits, two armored cable of appropriate size marked, or two metal clad cable of appropriate size marked to an enclosure through a Trade Size 1/2 (16) knockout.

## Features:

- UL Listed Locknut
- Male hub NPS
- Tri-combo head screws

## Standard Materials:

Zinc Die Cast



**UL Listed:**

E155411



CSA File No. LR57925

## Application:

Strap-type fitting used to connect flexible metal conduit or armored cable to box or enclosure.

## Features:

- UL Listed Locknut
- Male Hub NPS
- Tri-combo head screws

## Standard Materials:

Zinc Die Cast



**UL Listed:**

E155411

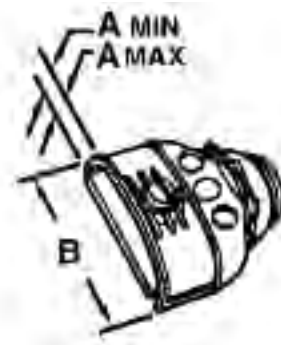


CSA File No. LR57925

## Duplex Single Screw-Clamp Type



Type C270A



CATALOG NUMBER	TRADE SIZE	DIM. A MIN.	DIM. A MAX.	DIM. B	UNIT PACK	STANDARD PACK	WEIGHT (LBS.) PER 100	NAED MFG #78-5994 UPC/DCI #
C270A	3/8"	1.688	0.438	1.625	25	250	13	52712

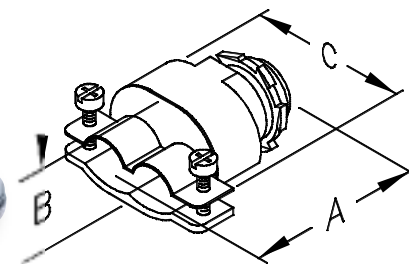
These connectors are used to secure the following cable to an enclosure:

- 0.58 Inch Maximum Diameter Aluminum Armored Cable (10-3)
- 0.48 Inch Minimum Diameter Aluminum Armored Cable (14-2)
- 0.50 Inch Maximum Diameter Steel Armored Cable (10-3)
- 0.46 Inch Minimum Diameter Steel Armored Cable (14-2)
- 0.610 Inch Maximum Diameter Aluminum MCI (10-3)
- 0.468 Inch Minimum Diameter Aluminum MCI (14-2)
- 0.6 Inch Maximum Diameter Steel MCI (10-3)
- 0.47 Inch Minimum Diameter Steel (14-2)
- 0.495 Inch Maximum Diameter Aluminum MCI-A (10-3)
- 0.370 Inch Minimum Diameter Aluminum MCI-A (14-2)
- 0.495 Inch Maximum Diameter Aluminum HCF MCI-A (10-2)
- 0.418 Inch Minimum Diameter Aluminum HCF MCI-A (12-2)
- FMC

## Duplex Two-Screw Clamp Type



Type C270



CATALOG NUMBER	TRADE SIZE	DIM. A	DIM. B	DIM. C	UNIT PACK	STANDARD PACK	WEIGHT (LBS.) PER 100	NAED MFG #78-5994 UPC/DCI #
C270	3/8"	1.688	0.438	1.625	20	200	12	52702

These connectors are used to secure the following cable to an enclosure:

- 0.58 Inch Maximum Diameter Aluminum Armored Cable (10-3)
- 0.48 Inch Minimum Diameter Aluminum Armored Cable (14-2)
- 0.50 Inch Maximum Diameter Steel Armored Cable (10-3)
- 0.46 Inch Minimum Diameter Steel Armored Cable (14-2)
- 0.610 Inch Maximum Diameter Aluminum MCI (10-3)
- 0.468 Inch Minimum Diameter Aluminum MCI (14-2)
- 0.6 Inch Maximum Diameter Steel MCI (10-3)
- 0.47 Inch Minimum Diameter Steel (14-2)
- 0.495 Inch Maximum Diameter Aluminum MCI-A (10-3)
- 0.370 Inch Minimum Diameter Aluminum MCI-A (14-2)
- 0.495 Inch Maximum Diameter Aluminum HCF MCI-A (10-2)
- 0.418 Inch Minimum Diameter Aluminum HCF MCI-A (12-2)
- FMC

(718) 259-6100 • Fax: (718) 331-1874 • 1-800-626-1223

www.sepco-usa.com



# Zinc Cable and Conduit Connectors

## Application:

Used to connect steel armored cable and flexible metallic conduit to a box or enclosure.

## Features:

- UL Listed Locknut
- End Stopped

## Standard Materials:

Zinc Die Cast



UL Listed:

E155411

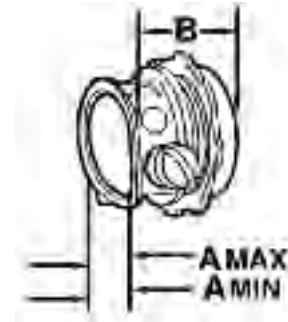
CSA File No. LR57925



## Set-Screw for Armored Cable and Flexible Metallic Conduit



Type C22



CATALOG NUMBER	TRADE SIZE	DIM. A MIN.	DIM. A MAX.	DIM. B	UNIT PACK	STANDARD PACK	WEIGHT (LBS.) PER 100	NAED MFG #78-5994 UPC/DCI #
C22	3/8"	0.38	0.63	0.84	100	1000	5	31222

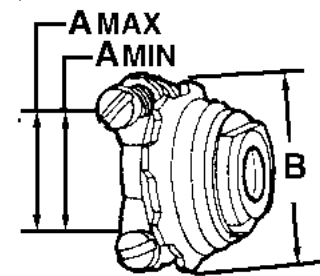
These connectors are used to secure the following cable to an enclosure:

- AC Cable No. 10-2 Steel; Maximum Diameter 0.598 in.
- AC Cable No. 14-2 Steel; Minimum Diameter 0.460 in.
- MCI Cable No. 10-3 Steel; Maximum Diameter 0.600 in.
- MCI Cable No. 14-2 Steel; Minimum Diameter 0.469 in.

## Two Screw for Armored Cable, Metal Clad and Flexible Metallic Conduit



Type C23C



CATALOG NUMBER	TRADE SIZE	DIM. A MIN.	DIM. A MAX.	DIM. B	UNIT PACK	STANDARD PACK	WEIGHT (LBS.) PER 100	NAED MFG #78-5994 UPC/DCI #
C23C	3/8"	0.63	0.18	1.20	100	1000	6	32232

These connectors are used to secure the following cable to an enclosure:

- AC Cable No. 10-2 Steel; Maximum Diameter 0.598 in.
- AC Cable No. 14-2 Steel; Minimum Diameter 0.460 in.
- AC Cable No. 10-2 Aluminum; Maximum Diameter 0.565 in.
- AC Cable No. 14-2 Aluminum; Minimum Diameter 0.480 in.
- MCI Cable No. 10-3 Steel; Maximum Diameter 0.600 in.
- MCI Cable No. 14-2 Steel; Minimum Diameter 0.469 in.
- MCI Cable No. 10-3 Aluminum; Maximum Diameter 0.610 in.
- MCI Cable No. 14-2 Aluminum; Minimum Diameter 0.470 in.
- MCI-A Cable No. 10-3 Aluminum; Maximum Diameter 0.495 in.
- MCI-A Cable No. 14-2 Aluminum; Minimum Diameter 0.370 in.
- HCF MCI-A Cable No. 10-2 Aluminum; Maximum Diameter 0.495 in.
- HCF MCI-A Cable No. 12-2 Aluminum; Minimum Diameter 0.418 in.
- FMC

## Application:

To terminate regular wall steel or aluminum flexible conduit to a 1/2" knockout in a dry box enclosure.

## Features:

- UL Listed Locknut
- End Stopped
- Male Hub NPS
- Combination Head Screw

## Standard Materials:

Zinc Die Cast



UL Listed:

E155411

CSA File No. LR57925



# Zinc Cable and Conduit Connectors

For Armored Cable, Metal Clad and Flexible Metallic Conduit

**Application:**

To terminate armored cable in a 1/2" knockout in a dry location box or enclosure.

**Features:**

- Furnished with die cast locknuts
- Tri-combo head screws

**Standard Materials:**

Zinc Die Cast



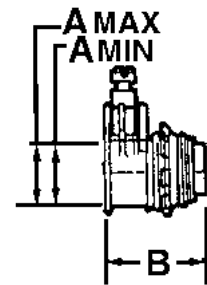
UL Listed: E155411  
CSA File No. LR57925



## Saddle Type



Type C920

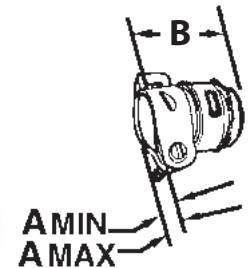


CATALOG NUMBER	TRADE SIZE	DIM A MIN	DIM B MAX	DIM B	UNIT PACK	STANDARD PACK	WEIGHT (LBS.) PER 100	NAED MFG #78-5994 UPC/DCI #
C920	3/8"	0.12	0.63	0.98	50	500	8	13512

## Strap Type



Type C910



CATALOG NUMBER	TRADE SIZE	DIM A MIN	DIM B MAX	DIM B	UNIT PACK	STANDARD PACK	WEIGHT (LBS.) PER 100	NAED MFG #78-5994 UPC/DCI #
C910	1/2"	0.63	0.95	1.41	25	250	10	13502

**Application:**

To make a termination of flexible metal conduit to a knockout or unthreaded slip hole in a dry location box or enclosure.

**Features:**

- Furnished with die cast locknuts
- Male Hub NPS
- Tri-combo head screws

**Standard Materials:**

Zinc Die Cast



UL Listed:  
E155411  
CSA File No. LR57925





# Zinc Combination Couplings

## For EMT Conduit and Flexible Metallic Conduit

### Application:

A combination coupling to provide a transition from E.M.T. to flexible metallic conduit.

### Features:

- Assembled with tri-combo screws

### Standard Materials:


Zinc Die Cast



UL Listed:

E155411

CSA File No. LR57925



Type 170C

CATALOG NUMBER	TRADE SIZE	DIM A	DIM B	UNIT PACK	STANDARD PACK	WEIGHT (LBS.) PER 100	NAED MFG #78-5994 UPC/DCI #
*170C	1/2" EMT - 3/8" Flex	1.280	1.140	50	500	8	51702
171C	1/2" EMT - 1/2" Flex	1.645	1.340	25	250	10	51703
172C	3/4" EMT - 3/4" Flex	1.975	1.535	20	200	15	51704
173C	1" EMT - 1" Flex	2.285	1.700	10	100	26	51705

\*EMT TO NM CABLE



Type 171

CATALOG NUMBER	TRADE SIZE	DIM A	DIM B	UNIT PACK	STANDARD PACK	WEIGHT (LBS.) PER 100	NAED MFG #78-5994 UPC/DCI #
171	1/2" EMT - 1/2" FMC	1.645	1.340	25	250	10	51712
172	3/4" EMT - 3/4" FMC	1.975	1.535	20	200	15	51722

# Zinc Cable and Conduit Connectors

## For Flexible Metallic Conduit

**Application:**

Screw-in type connectors for flexible metal conduit.

**Features:**

- Assembled with die cast locknut

**Standard Materials:**

Zinc Die Cast

**Third Party Certification:**



**UL Listed:**  
155411  
No. 43Y8

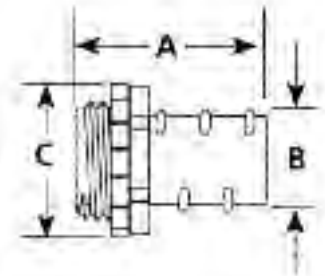


18130

### Screw-In Connector



Type 340

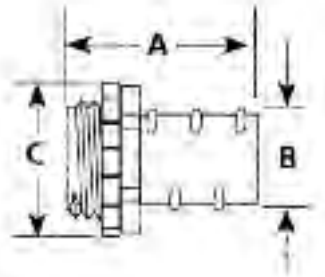


CATALOG NUMBER	TRADE SIZE	DIM A MIN	DIM A MAX	DIM B	UNIT PACK	STANDARD PACK	WEIGHT (LBS.) PER 100	NAED MFG #78-5994 UPC/DCI #
340	3/8"	1.28	0.45	1.12	50	500	6	33402
341	1/2"	1.37	0.72	1.14	50	500	6	33412
342	3/4"	1.47	0.92	1.39	25	250	10	33422
343	1"	1.94	1.12	1.71	25	250	16	33432

### Insulated



Type 340T



CATALOG NUMBER	TRADE SIZE	DIM A MIN	DIM A MAX	DIM B	UNIT PACK	STANDARD PACK	WEIGHT (LBS.) PER 100	NAED MFG #78-5994 UPC/DCI #
340T	3/8"	1.28	0.45	1.12	50	500	6	33408
341T	1/2"	1.37	0.72	1.14	50	500	6	33418
342T	3/4"	1.47	0.92	1.39	25	250	10	33428
343T	1"	1.94	1.12	1.71	25	250	16	33438

**Application:**

Set-screw connectors are used to terminate regular wall steel or aluminum flexible metal conduit to a knock-out in a dry location box or enclosure.

**Standard Materials**

Zinc Die Cast



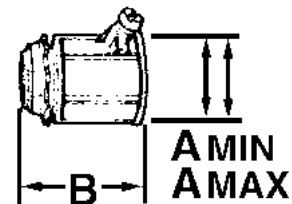
**UL Listed:**  
155411



### Set-Screw Connector



Type C24G



CATALOG NUMBER	TRADE SIZE	DIM A MIN	DIM A MAX	DIM B	UNIT PACK	STANDARD PACK	WEIGHT (LBS.) PER 100	NAED MFG #78-5994 UPC/DCI #
C24G	1/2"	0.74	0.94	1.46	50	500	10	33242
C25G	3/4"	1.02	1.26	1.54	25	250	10	33243

# Combination Couplings

For Flex Metal Conduit to Rigid or IMC Conduit

**Application:**

To connect Flexible metal conduit to Rigid or IMC conduit.

**Features:**

- Rigid Conduit to Flex
- Female Hub Threads - NPT

**Standard Materials:**

Malleable Iron

**Standard Finish:**

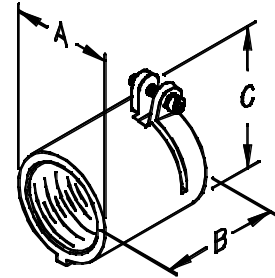
Zinc Plated



**UL Listed:**  
E207875



Type 22E



CATALOG NUMBER	TRADE SIZE	DIM A	DIM B	DIM C	UNIT PACK	STANDARD PACK	WEIGHT (LBS.) PER 100	NAED MFG #78-5994 UPC/DCI #
22E	1/2"	1.19	1.50	1.69	25	250	14	55221
23E	3/4"	1.38	1.75	1.88	20	200	19	55231
24E	1"	1.63	1.81	2.31	20	100	32	55241
25E	1-1/4"	2.00	2.31	2.62	-	20	36	55251

# Zinc Cable and Conduit Connectors

## For Non-Metallic Sheathed Cable

**Application:**

Used to connect non-metallic sheath cable and flexible cord from 0.290 to 0.450 in. in diameter to outlet boxes, enclosures, or raceway systems in dry locations.

**Features:**

- Assembled with die cast locknut and tri-combo screws

**Standard Materials:**

Zinc Die Cast



UL Listed:  
E155411



**Application:**

Non-watertight. To make a termination of non-metallic sheathed cable and service entrance.

**Features:**

- Assembled with die cast locknut and tri-combo screws

**Standard Materials:**

Zinc Die Cast



UL Listed:  
E155411



### Romex Connector



Type C23



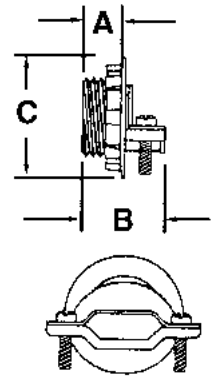
CATALOG NUMBER	TRADE SIZE	DIM A MIN	DIM A MAX	DIM B	UNIT PACK	STANDARD PACK	WEIGHT (LBS.) PER 100	NAED MFG #78-5994 UPC/DCI #
C23	3/8"	0.64	0.18	1.21	100	1000	5	31232

One or two non-metallic cable 14-2 to 12-2 or 0.29" to 0.45" diameter flexible cord

### Service Entrance Connector



Type SC1



CATALOG NUMBER	TRADE SIZE	DIM A	DIM B	DIM C	UNIT PACK	STANDARD PACK	WEIGHT (LBS.) PER 100	NAED MFG #78-5994 UPC/DCI #
SC1	3/4"	0.450	1.031	1.220	25	250	10	32012
SC2	1"	0.645	1.190	1.500	20	200	16	32022
SC3	1-1/4"	0.660	1.330	1.900	10	100	25	32031
SC4	1-1/2"	0.740	1.470	2.115	10	100	36	32042
SC5	2"	0.750	1.620	2.640	5	50	50	32052

CATALOG NUMBER	SE/OVAL DIAMETER IN.	SER/ROUND DIAMETER IN.
SC1 Non-Metallic Cable 10-3 through 8-2	(.52 by .61) and (.51 by .80)	(.57) and (.69)
SC2 Non-Metallic Cable 10-3 through 4-3	(.51 by .80) and (.62 by .975)	(.69) and (.92)
SC3	(1.065 by 0.635) and (1.250 by 0.740)	-
SC4	(1.065 by 0.635) and (1.250 by 0.740)	-
SC5	(1.405 by 0.875) and (1.450 by 0.875)	-

# Zinc Non-Watertight Short Body Connectors

For Non-Metallic Sheathed Cable and Service Entrance Cable

**Application:**

Used with locknut to terminate service entrance cable to enclosure.

**Features:**

- Assembled with die cast locknut and tri-combo screws
- For round cable

**Standard Materials:**

Zinc Die Cast



Type C50S

CATALOG NUMBER	TRADE SIZE	DIM A MIN.	DIM A MAX.	DIM B	UNIT PACK	STANDARD PACK	WEIGHT (LBS.) PER 100	NAED MFG #78-5994 UPC/DCI #
C50S	1"	0.620	1.140	1.500	10	100	15	64601
C51S	1-1/4"	0.700	1.380	1.900	10	100	24	64602
C52S	1-1/2"	0.750	1.610	2.115	10	100	34	64603
C53S	2"	0.900	2.040	2.640	5	50	46	64604

 **UL Listed:**  
E155411



## Insulated



Type C50ST

CATALOG NUMBER	TRADE SIZE	DIM A MIN.	DIM A MAX.	DIM B	UNIT PACK	STANDARD PACK	WEIGHT (LBS.) PER 100	NAED MFG #78-5994 UPC/DCI #
C50ST	1"	0.620	1.140	1.500	10	100	15	90138
C51ST	1-1/4"	0.700	1.380	1.900	10	100	24	90139
C52ST	1-1/2"	0.750	1.610	2.115	10	100	34	90140
C53ST	2"	0.900	2.040	2.640	5	50	46	90141

CATALOG NUMBER	SE/OVAL DIAMETER IN.	SER/ROUND DIAMETER IN.
C50S and C50ST Non-Metallic Cable 10-3 through 4-3	(.51 by .80) and (.62 by .975)	(.69) and (.92)
C51S and C51ST Non-Metallic Cable 4-3 through 2-3	(.67 by 1.06) and (.73 by 1.235)	1.19
C52S and C52ST	(1.15 by 0.73) and (1.41 by 0.89)	1.48
C53S and C53ST	(1.405 by 0.875) and (1.450 by 0.875)	-

# Zinc Non-Watertight Long Body Connectors

For Non-Metallic Sheathed Cable and Service Entrance Cable

**Application:**

Used with locknut to terminate service entrance cable to enclosure.

**Features:**

- Take-all Type

**Standard Materials:**

Zinc Die Cast



Type C50Z

CATALOG NUMBER	TRADE SIZE	DIM A MIN.	DIM A MAX.	DIM B	UNIT PACK	STANDARD PACK	WEIGHT (LBS.) PER 100	NAED MFG #78-5994 UPC/DCI #
C48Z	1/2"	0.40	0.95	1.87	25	250	10	32482
C49Z	3/4"	0.50	1.10	1.84	20	200	12	32492
C50Z	1"	0.62	1.14	2.00	10	100	15	32502
C51Z	1-1/4"	0.50	1.38	2.28	10	100	25	32512
C52Z	1-1/2"	0.75	1.61	2.49	10	100	38	32522
C53Z	2"	0.90	2.04	3.35	5	50	50	32632

## Insulated



Type C50ZT

CATALOG NUMBER	TRADE SIZE	DIM A MIN.	DIM A MAX.	DIM B	UNIT PACK	STANDARD PACK	WEIGHT (LBS.) PER 100	NAED MFG #78-5994 UPC/DCI #
C48ZT	1/2"	0.40	0.95	1.87	25	250	10	34867
C49ZT	3/4"	0.50	1.10	1.84	20	200	12	34967
C50ZT	1"	0.62	1.14	2.00	10	100	15	35067
C51ZT	1-1/4"	0.50	1.38	2.28	10	100	25	35167
C52ZT	1-1/2"	0.75	1.61	2.49	10	100	38	35267
C53ZT	2"	0.90	2.04	3.35	5	50	50	35367

# Zinc Cable and Conduit Fittings

## For Non-Metallic Sheathed Cable

### Application:

To terminate one or more nonmetallic sheathed cables to a 1/2 inch knockout in a dry location box or enclosure. Also used in "old work" locations. Material finish is bright zinc plated.

### Standard Materials:

Steel

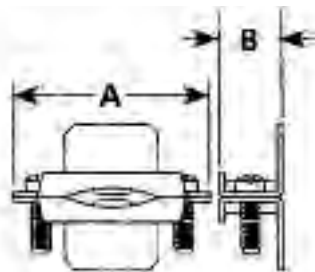
### Standard Finish:

Zinc Plated

### Clamp Type



Type C24



CATALOG NUMBER	TRADE SIZE	DIM A	DIM B	UNIT PACK	STANDARD PACK	WEIGHT (LBS.) PER 100	NAED MFG #78-5994 UPC/DCI #
C24	1/2"	1.33	0.64	100	1000	4	33247
C54	3/4"	1.75	0.76	50	500	7	33547
C64	1-1/4"	2.25	0.85	25	250	11	33647
C74	1-1/2"	2.73	0.84	20	200	14	33747

### Combination Couplings

### Application:

Used to join 1/2" steel EMT to 12-2 non-metallic sheath cable.

### Features:

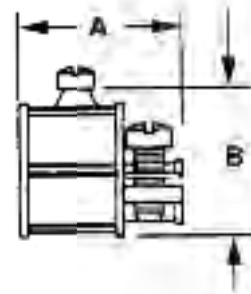
- Assembled with tri-combo screws

### Standard Materials:

Zinc Die Cast



Type 170C



CATALOG NUMBER	TRADE SIZE	DIM A	DIM B	UNIT PACK	STANDARD PACK	WEIGHT (LBS.) PER 100	NAED MFG #78-5994 UPC/DCI #
*170C	1/2" E.M.T. - 3/8" Flex	1.28	1.14	50	500	8	51702

\* EMT to NM Cable

### Underground Feeder Connectors (UF)

#### For Service Entrance Cable and Non-Metallic Sheathed Cable

### Application:

Used to connect underground feeder cables to enclosures in wet locations.

### Features:

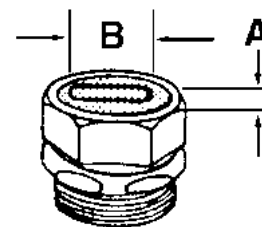
- Assembled with a rubber grommet and steel washer

### Material/Finish:

Zinc Die Cast



Type UF10



CATALOG NUMBER	TRADE SIZE	TYPE	MINIMUM WIRE SIZE A	MINIMUM WIRE SIZE B	MAX. WIRE SIZE GROM. OPENING A	MAX. WIRE SIZE GROM. OPENING B	UNIT PACK	STANDARD PACK	WEIGHT (LBS.) PER 100	NAED MFG #78-5994 UPC/DCI #
UF10	1/2"	12-2	0.100	0.475	0.220	0.440	25	250	17	49899
UF20	3/4"	12-3	0.175	0.800	0.220	0.660	25	250	26	49900

UL Listed: E155411



# Ground Clamps

## For Bare Wire

**Application:**

Used to connect bare copper wire to water pipe, rebar, ground rod or copper water tubing for grounding

**Standard Materials:**

Bronze with Steel Screws



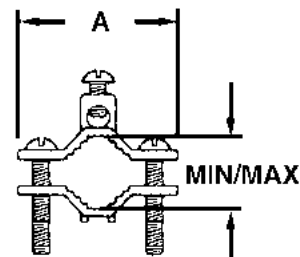
**UL Listed:**  
E88878  
CSA file No. LR57925



### With Steel Screws



Type 34B

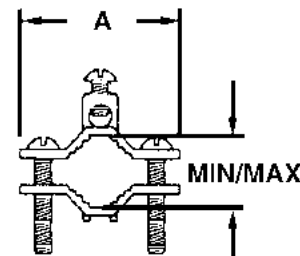


CATALOG NUMBER	TRADE SIZE	WIRE SIZE MIN	WIRE SIZE MAX	DIM A	MIN.	MAX.	UNIT PACK	STANDARD PACK	WEIGHT (LBS.) PER 100	NAED MFG #78-5994 UPC/DCI #
10B	1/2" - 1"	10 SOL.	2 STR.	2.430	0.500	1.380	25	250	19	41054
34B	1-1/4" - 2"	10 SOL.	2 STR.	2.275	0.675	1.850	-	50	40	43414
35A	2-1/2" - 4"	10 SOL.	2 STR.	6.350	2.700	5.900	-	10	135	43514
36A	4" - 6"	10 SOL.	2 STR.	8.000	4.000	7.900	-	5	160	43614

### With Bronze Screws for Direct Burial



Type 10BR

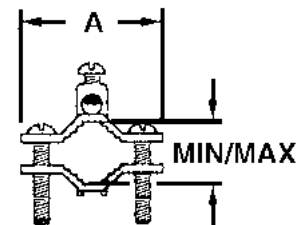


CATALOG NUMBER	TRADE SIZE	WIRE SIZE MIN	WIRE SIZE MAX	DIM A	MIN.	MAX.	UNIT PACK	STANDARD PACK	WEIGHT (LBS.) PER 100	NAED MFG #78-5994 UPC/DCI #
10BR	1/2" - 1"	10 SOL.	2 STR.	3.600	1.065	2.680	25	250	21	41084

### Zinc Die Cast



Type 10BG



CATALOG NUMBER	TRADE SIZE	WIRE SIZE MIN	WIRE SIZE MAX	DIM A	MIN.	MAX.	UNIT PACK	STANDARD PACK	WEIGHT (LBS.) PER 100	NAED MFG #78-5994 UPC/DCI #
10BG	1/2" - 1"	8 SOL.	2 STR.	2.220	0.545	1.575	25	250	17	41074
*10BB	1/2" - 1"	8 SOL.	2 STR.	2.400	0.625	2.000	25	250	17	41064

\*Brass Colored Zinc Plated

**Application:**

Used to connect bare copper wire to water pipe, ground rod or copper water tubing for grounding.

**Standard Materials:**

Zinc Die Cast with Steel Screws



**UL Listed:**  
E88878  
CSA file No. LR57925





# Ground Clamps

## For Armored Cable

**Application:**

Used to connect armored cable to water pipe for grounding.

**Features:**

- Special pressure bar grips armored cable insulation to decrease chances of grounding conductor being pulled out

**Standard Materials:**

Solid Brass with Steel Screws



**UL Listed:**

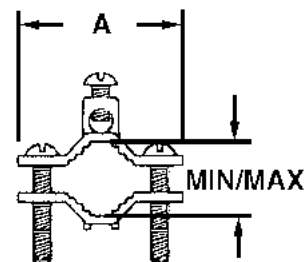
E88878  
CSA file No. LR57925



### With Steel Screws




Type 35B



CATALOG NUMBER	TRADE SIZE	WIRE SIZE MIN	WIRE SIZE MAX	DIM A	MIN.	MAX.	UNIT PACK	STANDARD PACK	WEIGHT (LBS.) PER 100	NAED MFG #78-5994 UPC/DCI #
35B	2-1/2" - 4"	8 SOL.	4 STR.	6.350	2.700	5.900	-	10	150	43524
36B	4" - 6"	8 SOL.	4 STR.	8.000	4.000	7.900	-	5	180	43624

### Patent Pending Direct Burial-Ground Clamp for Rebar



Type RBC-50

**Application:**

Integral cast, lay-in lug style direct burial ground clamps are for making connection with #10AWG solid to #2 AWG stranded copper wire to 1/2" to 1" ground water pipe or 3/8" to 1" rebar. Clamps meet both UL and NEC requirements for burial in earth or embedment in concrete. Typical installations include swimming pool and service grounding.

**Features:**

- Combines FOUR clamps into ONE
- It eliminates, rebar clamp, clamp with steel screws, clamp with brass screws, and direct burial clamp
- Configure any job in 1/3 the time by presetting clamps with lay-in feature

**Standard Materials:**

Bronze Alloy with Stainless Steel Screws



**UL Listed:**

E198108  
Listed for Direct Burial in Earth & Concrete

Patent Pending

CATALOG NUMBER	PIPE RANGE	REBAR RANGE	GROUND ROD RANGE	WIRE RANGE	MECHANICAL CONNECTION/ SPLICE	UNIT PACK	STD. PACK	WEIGHT (LBS.) PER 100	NAED MFG #78-5994 UPC/DCI #
RBC-50	1/2" - 1"	3/8" - 1"	1/4" - 1"	#10 SOL - #2 STR	TWO #8 SOL	25	250	21	66101

# Ground Clamps, Rod Clamps and Hubs

## For Rigid Conduit

**Application:**

Used to connect grounding conductor in rigid conduit to water pipe for grounding.

**Standard Materials:**

Solid Brass with Steel Screws

 **UL Listed:**  
E88878



**Application:**

Used to connect a grounding conductor to a drive.


**Features:**

- Approved for direct burial in ground and concrete
- Assembled with bronze hexagon headed bolt

**Standard Materials:**

Copper Alloy with Bronze Bolt

**Third Party Certification:**

 **UL Listed:** E88878  
CSA File No.  
LR57925




**Application:**

Used with ground pipe clamp to connect rigid conduit to water pipe for grounding.

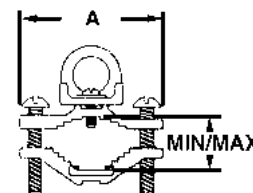
**Standard Materials:**

Copper Alloy

 **UL Listed:** E88878  
CSA File No.  
LR57925



Type 307

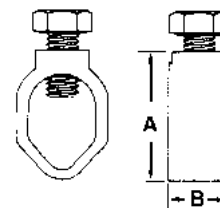


CATALOG NUMBER	TRADE SIZE	HUB SIZE	DIM A	MIN.	MAX.	UNIT PACK	STANDARD PACK	WEIGHT (LBS.) PER 100	NAED MFG #78-5994 UPC/DCI #
301	1/2" - 1"	1/2"	2.250	0.550	1.795	10	100	25	43014
302	1/2" - 1"	3/4"	2.250	0.550	1.795	10	100	30	43024
310	1/2" - 1"	1"	2.250	0.550	1.795	10	50	35	43104
307	1-1/4" - 2"	1/2"	3.600	1.390	3.000	10	50	75	43074
308	1-1/4" - 2"	3/4"	3.600	1.390	3.000	10	50	80	43084
309	1-1/4" - 2"	1"	3.600	1.390	3.600	-	25	85	43094
35C	2-1/2" - 4"	1/2"	2.430	0.500	1.380	-	10	140	43534
36C	4" - 6"	1/2"	8.000	4.000	7.900	-	2	175	43634
35D	2-1/2" - 4"	3/4"	2.430	0.500	1.380	-	10	185	43544
36D	4" - 6"	3/4"	8.000	4.000	7.900	-	2	215	43644
35E	2-1/2" - 4"	1"	2.430	0.500	1.380	-	10	225	43554
36E	4" - 6"	1"	8.000	4.000	7.900	-	2	280	43654

## Ground Rod Clamps - Listed for Direct Burial



Type 201



CATALOG NUMBER	TRADE SIZE	DIM A	DIM B	UNIT PACK	STANDARD PACK	WEIGHT (LBS.) PER 100	NAED MFG #78-5994 UPC/DCI #
200	1/2"	1.250	0.875	-	100	13	52004
201	5/8"	1.275	0.690	-	100	18	52014
202	3/4"	1.445	1.030	-	50	25	52024

## Conduit Hubs



Type 311



CATALOG NUMBER	TRADE SIZE	DIM A	DIM B	UNIT PACK	STANDARD PACK	WEIGHT (LBS.) PER 100	NAED MFG #78-5994 UPC/DCI #
311	1/2"	1.000	1.500	25	100	9	43114
312	3/4"	1.250	1.880	25	100	17	43124
313	1"	1.500	2.136	25	100	20	43134

# Conduit Hangers

For Threaded Rigid Conduit, IMC, EMT Conduit or PVC Conduit

## Application:

Secure and suspend rigid conduit, IMC, E.M.T. or PVC conduit overhead supports.

## Features:

- Supplied with bolts and nuts

## Standard Materials:

Steel

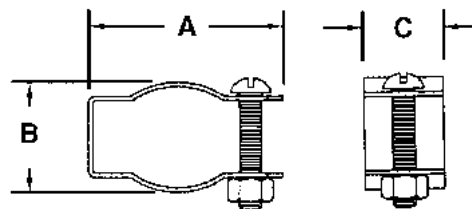
## Standard Finish:

Zinc Plated

 **UL Listed:**  
E186443



TYPE 10CS



CATALOG NUMBER	TRADE SIZE	DIM A	DIM B	DIM C	UNIT PACK	STANDARD PACK	WEIGHT (LBS.) PER 100	NAED MFG #78-5994 UPC/DCI #
10CS	3/8" - 1/2"	1.875	0.900	0.780	100	500	10	11072
11CS	3/4"	2.175	1.260	0.875	-	100	11	11172
12CS	1"	2.370	1.295	0.875	-	100	12	11272
13CS (Rigid)	1-1/4"	3.255	1.875	0.830	-	100	12	11372
13CSA (E.M.T.)	1-1/4"	3.175	1.965	0.850	-	100	12	11069
14CS	1-1/2"	3.780	2.220	1.065	-	100	21	11472
15CS	2"	4.100	2.450	1.210	-	50	27	11572
16CS	2-1/2"	4.800	3.180	1.240	-	50	30	11672
17CS	3"	5.375	3.750	1.220	-	50	40	11772
18CS	3-1/2"	6.187	4.187	1.270	-	25	42	11872
19CS	4"	6.240	4.430	1.250	-	25	42	11972

## Application:

Ball type swivel fixture covers for mounting pendant or fluorescent lighting fixtures to box. Furnished with 3/4" x 1/2" steel reducing bushing.

## Features:


- For use with 1/2" x 3/4" fixture conduit stems
- Available for use with octagonal or square boxes
- Easily attached by 2 screws
- Suitable for damp locations

## Standard Materials:


Steel/Malleable Iron

## Standard Finish:

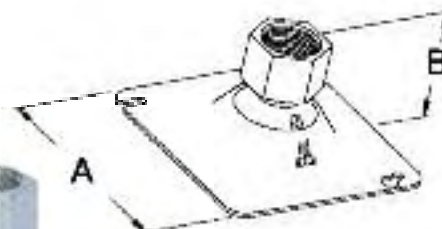
Zinc Plated

 **UL Listed:**  
E208392

## Swivel Fixture Hangers



TYPE SWV-4R



CATALOG NUMBER	TRADE SIZE	DIAMETER	DIM A	DIM B	UNIT PACK	STANDARD PACK	WEIGHT (LBS.) PER 100	NAED MFG #78-5994 UPC/DCI #
SWV-4R	3/4"	4.125	X	2.813	-	25	78	95001
SWV-4S	3/4"	X	4.125	2.813	-	25	78	95002

Loading Capacity 50 pounds

# Conduit Clamps

## For Threaded Rigid Conduit, IMC and EMT Conduit

### Application:

Used to secure conduit or E.M.T. across, parallel, or perpendicular to beam, channel and angle supports.

### Features:

- Easily Installed
- Capable of withstanding heavy loads
- A Mechanically Galvanized finish provides a plating thickness equivalent to Hot-Dip process meeting ASTM A-153 performance criteria

### Standard Materials:

Malleable Iron with Steel U-Bolts and Nuts

### Standard Finish:

Hot-Dip Galvanized

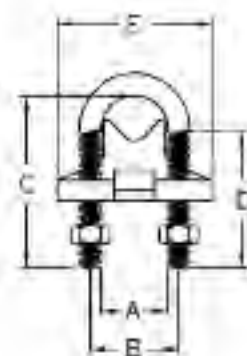


UL Listed:  
E213669

## Right Angle Type Conduit Clamps



TYPE RA75

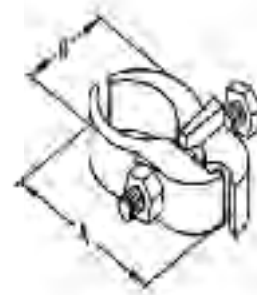


CATALOG NUMBER	TRADE SIZE	DIM A	DIM B	DIM C	DIM D	DIM E	UNIT PACK	STANDARD PACK	WEIGHT (LBS.) PER 100	NAED MFG #78-5994 UPC/DCI #
RA50	1/2"	1.000	1.250	2.500	1.813	2.063	-	50	34	74050
RA75	3/4"	1.125	1.375	2.813	1.813	2.250	-	50	38	74075
RA100	1"	1.375	1.625	3.063	1.813	2.563	-	50	45	74100
RA125	1-1/4"	1.750	2.000	3.188	1.813	2.875	-	25	49	74125
RA150	1-1/2"	2.000	2.375	3.500	1.813	3.250	-	25	54	74150
RA200	2"	2.500	2.500	4.500	2.625	4.063	-	25	71	74200
RA250	2-1/2"	3.000	3.250	4.875	2.625	4.500	-	10	90	74250
RA300	3"	3.625	3.875	5.375	2.625	5.125	-	10	101	74300
RA350	3-1/2"	4.063	4.563	5.875	2.625	5.625	-	10	110	74350
RA400	4"	4.688	5.063	6.688	2.625	6.125	-	10	128	74400

## Parallel Type Conduit Clamps



TYPE PAR50



CATALOG NUMBER	TRADE SIZE	DIM A	DIM B	UNIT PACK	STANDARD PACK	WEIGHT (LBS.) PER 100	NAED MFG #78-5994 UPC/DCI #
PAR50	1/2"	2.875	1.438	-	50	54	75550
PAR75	3/4"	3.063	1.688	-	50	61	75551
PAR100	1"	3.250	2.000	-	50	62	75552
PAR125	1-1/4"	3.625	2.125	-	25	82	75553
PAR150	1-1/2"	3.875	2.188	-	25	85	75554
PAR200	2"	4.625	2.875	-	25	103	75556
PAR250	2-1/2"	5.250	3.250	-	10	127	75557
PAR300	3"	5.875	3.875	-	10	154	75558
PAR350	3-1/2"	6.313	4.313	-	10	163	75559
PAR400	4"	6.813	4.813	-	10	180	75560

# Conduit Clamps

For Threaded Rigid Conduit, IMC and EMT Conduit

## Application:

Used to secure conduit or E.M.T. across, parallel, or perpendicular to beam, channel and angle supports.

## Features:


- Easily Installed
- Capable of withstanding heavy loads
- A Mechanically Galvanized finish provides a plating thickness equivalent to Hot-Dip process meeting ASTM A-153 performance criteria

## Standard Materials:

Malleable Iron/Steel U-Bolts and Nuts

## Standard Finish:

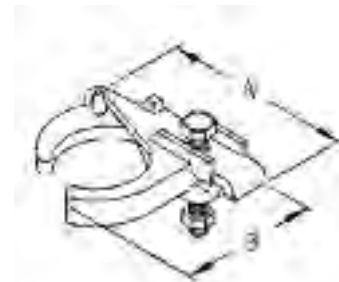
Hot-Dip Galvanized

 **UL Listed:**  
E213669

## Edge Type Conduit Clamps



TYPE EDG75

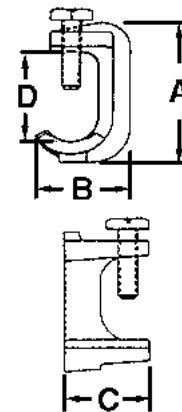


CATALOG NUMBER	TRADE SIZE	DIM A	DIM B	UNIT PACK	STANDARD PACK	WEIGHT (LBS.) PER 100	NAED MFG #78-5994 UPC/DCI #
EDG50	1/2"	2.813	2.125	-	50	10	30750
EDG75	3/4"	2.938	2.375	-	50	11	37075
EDG100	1"	3.063	2.625	-	50	12	37100
EDG125	1-1/4"	3.063	3.063	-	25	12	37125
EDG150	1-1/2"	3.938	3.250	-	25	12	37150
EDG200	2"	4.500	4.063	-	25	21	37200
EDG250	2-1/2"	5.125	4.625	-	10	27	37250
EDG300	3"	5.750	5.250	-	10	30	37300

## J-Clamp



TYPE JC50



## Application:


For use with all types metallic and flex conduit. Design of clamp style can be used for application where conduit is clamped directly to beam. Can be used for parallel to beam and 90° conduit runs.

## Standard Materials:

Malleable Iron/Steel Bolt-Case Hardened

## Standard Finish:

Zinc Plated

 **UL Listed:**  
E213669

CATALOG NUMBER	TRADE SIZE	TAP SIZE	DIM A	DIM B	DIM C	DIM D	UNIT PACK	STANDARD PACK	WEIGHT (LBS.) PER 100	NAED MFG #78-5994 UPC/DCI #
JC50	1/2"	5/16"	2.500	1.563	1.375	1.625	25	100	10	72050
JC75	3/4"	5/16"	2.875	1.875	1.375	2.000	25	100	11	72075
JC100	1"	5/16"	3.500	2.188	1.750	2.188	10	100	12	72100
JC125	1-1/4"	3/8"	3.750	2.500	1.750	2.188	-	25	12	72125
JC150	1-1/2"	3/8"	4.063	2.875	2.000	2.750	-	25	12	72150
JC200	2"	1/2"	4.938	3.250	2.188	3.438	-	25	21	72200

# Conduit Beam Clamps

## For Threaded Rigid Conduit

### Application:

Provides support for conduit hanging systems.

### Features:

- Steel bolt - case hardened
- Standard Sizes 1"-2 1/2"  
Jaw Opening 3/4"-1 1/4"

### Standard Materials:

Malleable Iron/Steel Bolt-Case Hardened

### Standard Finish:

Zinc Plated

### Application:

Clamp on to structure member to provide mounting means for the attachment of conduit hangers either directly or by means of threaded rod.

### Standard Materials:

Steel

### Standard Finish:

Zinc Plated

### Application:

For terminating end of jack chain, used to suspend lighting fixtures, etc.

### Standard Materials:

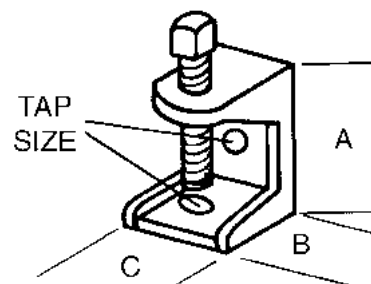
Steel

### Standard Finish:

Zinc Plated



Type 620



CATALOG NUMBER	TRADE SIZE	TAP SIZE	JAW OPENING	DIM A	DIM B	DIM C	UNIT PACK	STANDARD PACK	WEIGHT (LBS.) PER 100	NAED MFG #78-5994 UPC/DCI #
620	1"	1/4" - 20"	0.750	1.125	1.400	1.385	25	250	22	16201
621	1"	3/8" - 16"	0.750	1.125	1.400	1.385	25	250	22	16211
625	2"	3/8" - 16"	0.875	1.990	1.755	1.885	-	50	90	16251
626	2"	1/2" - 13"	0.875	1.990	1.755	1.885	-	25	90	16261
627	2-1/2"	1/2" - 13"	1.250	2.530	2.140	2.500	-	25	160	16271

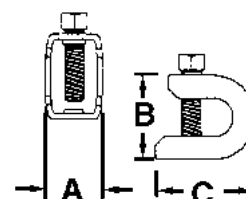
## Loading Capacity

CATALOG NUMBER	TRADE SIZE	WORKING LOAD	TEST LOAD FOR 5 MIN.
620	1"	250 LBS	750 LBS
621	1"	250 LBS	750 LBS
625	2"	500 LBS	1500 LBS
626	2"	500 LBS	1500 LBS
627	2-1/2"	500 LBS	1500 LBS

## Insulator Supports



Type S620



CATALOG NUMBER	TRADE SIZE	DIM A	DIM B	DIM C	UNIT PACK	STANDARD PACK	WEIGHT (LBS.) PER 100 PCS.	NAED MFG #78-5994 UPC/DCI #
S620	1/4" - 20"	0.920	1.400	1.625	25	250	15	16207

## S Hooks



Type 224

CATALOG NUMBER	TRADE SIZE	UNIT PACK	STANDARD PACK	WEIGHT (LBS.) PER 100 PCS.	NAED MFG #78-5994 UPC/DCI #
224	#12	-	1000	5	83247
225	#10	-	1000	9	83257

# Knock-Out Seals

**Application:**


To close unused opening or knockout in sheet metal box, enclosure or cabinet.

**Standard Materials:**

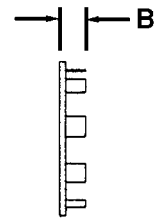
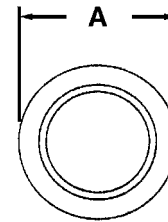

Steel

**Standard Finish:**

Zinc Plated



Type SS50



CATALOG NUMBER	TRADE SIZE	DIM A	DIM B	UNIT PACK	STANDARD PACK	WEIGHT (LBS.) PER 100	NAED MFG #78-5994 UPC/DCI #
SS50	1/2"	1.070	0.365	200	2000	1	22507
SS52	3/4"	1.235	0.310	100	1000	2	22527
SS54	1"	1.480	0.335	100	1000	3	22547
SS56	1-1/4"	1.800	0.310	50	500	4	22567
SS58	1-1/2"	2.215	0.365	50	500	5	22587
SS60	2"	2.675	0.360	25	250	7	22607
SS62	2-1/2"	2.975	0.410	10	100	15	22627



CATALOG NUMBER	TRADE SIZE	DIM A	DIM B	UNIT PACK	STANDARD PACK	WEIGHT (LBS.) PER 100	NAED MFG #78-5994 UPC/DCI #
*SS64	3"	4.500	0.465	10	50	40	90147
*SS66	3-1/2"	5.000	0.487	10	50	50	90148
*SS68	4"	5.500	0.4962	10	50	50	90149

# Duct Sealing Compound

## Asbestos Free

### Application:


Sealer is used primarily by the building and specifically by the electrical trade to seal around junction boxes, flashing, and service mast entries, etc. It can be shaped by hand to any form and reused if necessary. Duct seal has countless other applications in the refrigeration, heating and cooling, plumbing and metal fabrication fields, as well as being an excellent general purpose sealant around the home. Duct seal may be painted immediately after application and will not bleed through the dry paint film.

### Physical & Chemical Characteristics:

- Base: Non-drying synthetic polymers and oils.
- Odor: No unpleasant odor
- Temperature tolerance range: -30°F to +175°F. Will not slump at 350° for 1 hr.
- Fillers: Saturated mineral fillers and other inert ingredients.
- Specified gravity: 1.98 ± 0.06
- Temperature usage range (recommended) 25°F to 120°F.
- Shelf life: 1 year from the manufacturing date.

### Description:

This asbestos-free sealer is a gray, permanently soft, non toxic, non-volatile compound which will adhere to most clean, dry surfaces. It will not adversely affect other plastic materials or corrode metals and has no adverse effect on human skin.



Type SD1

CATALOG NUMBER	TRADE SIZE	UNIT PACK	STANDARD PACK	WEIGHT (LBS.) PER 100	NAED MFG #78-5994 UPC/DCI #
SD1	1 lb. bag	1	50	100	67001
SD5	5 lb. bag	5	50	500	67005



# Anti-Short Bushings and Rod Couplings

## Thermoplastic

**Application:**

These anti-short bushings are used in the terminations of flexible metal conduit and armored cables. Inserted into I.D. of each termination point to protect the conductors from the sharp edges of the raceway where cut.

**Features:**

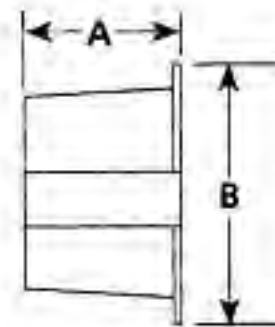
- Features high dielectric strength and assures complete insulation on all sharp edges

**Standard Materials:**

Plastic



Type 0



CAT. NO.	TRADE SIZE	DIM A	DIM B	FOR CABLE SIZES	PC. PER BAG	UNIT PACK	STD. PACK	WEIGHT (LBS.) PER 100	NAED MFG #78-5994 UPC/DCI #
0	5/16"	0.57	0.64	14-2, 14-3, 12-2, Armored Cable; 5/169 Flexible Conduit"	35	1 BAG	500 BAGS	3	55506
1	3/8"	0.67	0.66	14-4, 12-3, 6-1, 4-1, Armored Cable; 3/89 Flexible Conduit"	35	1 BAG	400 BAGS	3	55516
2	7/16"	0.61	0.82	12-4, 10-2, 10-3, 2-1, Armored Cable; 7/169 Flexible Conduit"	35	1 BAG	300 BAGS	7	55526
3	1/2"	0.67	0.94	10-4, 8-2, 8-3, 1-1, Armored Cable; 1/29 Flexible Conduit"	20	1 BAG	200 BAGS	8	55536
4	3/4"	0.79	1.16	8-4, 6-2, 6-3, Armored Cable; 3/49 Flexible Conduit"	16	1 BAG	150 BAGS	6	55546

## Rod Couplings

**Standard Materials:**

Steel

**Standard Finish:**

Zinc Plated



Type 120R

CATALOG NUMBER	TRADE SIZE	UNIT PACK	STANDARD PACK	WEIGHT (LBS.) PER 100	NAED MFG #78-5994 UPC/DCI #
118R	1/4"-20"	100	1000	2	11187
120R	3/8"-16"	100	1000	4	11207
121R	1/2"-13"	100	1000	6	11217

# Sealing Gaskets

## Self Retaining PVC Gasket with Steel Rings

**Application:**

To insure Raintight integrity for Rigid Conduit Fittings

**Features:**

- PVC Gasket
- Steel Retaining Ring

**Standard Materials:**


PVC Gasket/Steel Rings

**Standard Finish:**

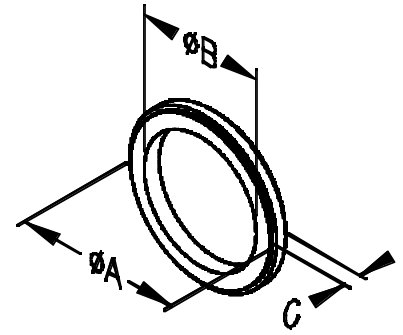
Zinc Plated



UL Listed:  
E207875



Type SR50



CATALOG NUMBER	TRADE SIZE	DIM A	DIM B	DIM C	UNIT PACK	STANDARD PACK	WEIGHT (LBS.) PER 100	NAED MFG #78-5994 UPC/DCI #
SR50	3/8" - 1/2"	1.125	0.813	0.187	100	500	1	70850
SR75	3/4"	1.375	1.125	0.187	100	500	2	70851
SR100	1"	1.625	1.313	0.187	100	500	2	70852
SR125	1-1/4"	2.000	1.625	0.187	50	250	3	70853
SR150	1-1/2"	2.250	1.875	0.187	50	250	3	70854
SR200	2"	2.750	2.313	0.187	50	250	3	70855
SR250	2-1/2"	3.500	2.875	0.187	-	10	6	70856
SR300	3"	4.250	3.500	0.187	-	10	9	70857
SR350	3-1/2"	4.750	4.000	0.187	-	10	10	70858
SR400	4"	5.188	4.500	0.187	-	10	13	70859
SR500	5"	6.563	5.563	0.187	-	5	16	70860
SR600	6"	7.750	6.625	0.187	-	5	19	70861

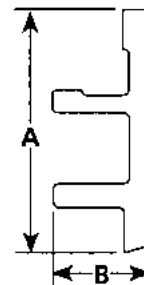

# Switch Box Supports and Jack Chain

## Application:

To support attachment of boxes in drywall, paneling, etc., where there are no means of attaching the box to a structure member or the like. Two are required per box.

## Standard Materials:

Steel



CATALOG NUMBER	DIM. A	DIM. B	UNIT PACK	STANDARD PACK	WEIGHT (LBS.) PER 100	NAED MFG #78-5994 UPC/DCI #
S102	5.11	2.25	50 PAIR	1000 PAIR	6	51027

## Jack Chain

### Application:

Used for hanging fixtures.


### Standard Materials:

Steel

No. 12 also available on 250' & 500' Reels. Additional charge of \$10.00 M Ft.

No. 12 Chain - Load Capacity 29 lbs. per 100'

No. 10 Chain - Load Capacity 47 lbs. per 100'



CATALOG NUMBER	AVAILABLE IN	TYPE	UNIT PACK	STANDARD PACK	WEIGHT (LBS.) PER 100	NAED MFG #78-5994 UPC/DCI #
220	No. 12 (100' & 50' Hanks)	Plain Polished	50 FEET	1000 FEET	10	82207
220R	No. 12 (100' & 50' Reels)	Plain Polished	50 FEET	1000 FEET	10	82208
221	No. 12 (100' & 50' Hanks)	Zinc Plated	50 FEET	1000 FEET	12	82217
222	No. 10 (100' Hanks)	Plain Polished	50 FEET	1000 FEET	14	82227

# Male Loops, Fixture Extensions and No-Bolt Stud

**Applications:**

Used with fixture chain to hang lighting fixtures.


**Standard Materials:**

Zinc Die Cast



Type 215

CATALOG NUMBER	TRADE SIZE	UNIT PACK	STANDARD PACK	WEIGHT (LBS.) PER 100	NAED MFG #78-5994 UPC/DCI #
215	1/2"	100	1000	12	82152



Type SE32

## Fixture Extensions

**Application:**

Used to extend deep mounted boxes.

**Standard Materials:**

Zinc Die Cast

CATALOG NUMBER	TRADE SIZE	UNIT PACK	STANDARD PACK	WEIGHT (LBS.) PER 100	NAED MFG #78-5994 UPC/DCI #
SE32	11/16"	100	1000	3	89327
SE33	1"	100	1000	6	89337
SE34	1-3/8"	100	1000	7	89347



Type 1202

## No-Bolt Stud

**Applications:**

To install lighting fixture to box in horizontal or vertical position.

**Standard Materials:**

Zinc Die Cast

CATALOG NUMBER	TRADE SIZE	UNIT PACK	STANDARD PACK	WEIGHT (LBS.) PER 100	NAED MFG #78-5994 UPC/DCI #
1202	1/8" Female 3/8" Male	-	100	4	12021

# Kenny Clamps®



## Bonding and Grounding Connector

### Application:

Clamp connector is for bonding and grounding of electrode conductors in panel boards, transformers, raceways and enclosures.

### Features:

- The Kenny Clamp is the ONLY UL Listed connector for bonding and grounding of electrode conductors
- Assures good metallic connection and low impedance path for grounding and bonding of electrical equipment
- Tested and listed at 9000 amperes
- Complies with 110.3 (B) 250.8 and 312.5 A NEC, using a listed grounding or bonding connector for the proper application
- Meets UL 467 requirements for bonding and grounding and UL 468A standard for connectors

### Standard Materials:

Brass



Type KC1AST

CATALOG NUMBER	TRADE SIZE	UNIT PACK	STANDARD PACK	WEIGHT (LBS.) PER 100	NAED MFG #78-5994 UPC/DCI #
KC1AST	#1/0 AWG STRANDED	-	10	34	99900
KC2AST	#2/0 AWG STRANDED	-	10	34	99901
KC2ST	#2 AWG STRANDED	-	10	52	99902
KC3AST	#3/0 AWG STRANDED	-	10	52	99903
KC4SO	#4 AWG SOLID	-	10	52	99904
KC4ST	#4 AWG STRANDED	-	10	65	99905
KC6SO	#6 AWG SOLID	-	10	65	99906
KC6ST	#6 AWG STRANDED	-	10	87	99907
KC8SO	#8 AWG SOLID	-	10	87	99908
KC8ST	#8 AWG STRANDED	-	10	87	99909

PATENT PENDING

# Lay-In Grounding Lugs



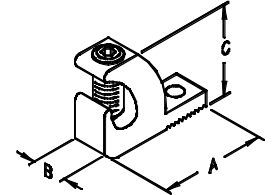

**Standard Materials:**  
Aluminum

**Standard Finish:**  
Zinc Plated

## Aluminum



Type AL4




AL4 and AL1/0 are furnished with slotted screws. AL3/0 and AL250 are furnished with hex-head screws.

CATALOG NUMBER	TRADE SIZE	DIM A	DIM B	DIM C	UNIT PACK	STANDARD PACK	WEIGHT (LBS.) PER 100	NAED MFG #78-5994 UPC/DCI #
AL4	4/14	1.063	0.375	0.750	-	100	2	10001
AL1/0	1/0 - 8	1.500	0.625	1.125	-	100	7	10002
AL3/0	3/0 - 6	2.000	0.813	1.500	-	50	16	10003
AL250	250MCM - 6	2.188	0.813	1.688	-	50	19	10004

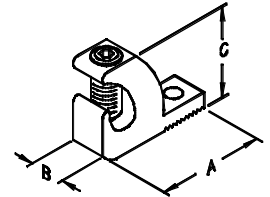
## Copper

**Standard Materials:**  
Copper

**Standard Finish:**  
Natural



Type CL4



CL4 and CL1/0 are furnished with slotted screws. CL3/0 and CL250 are furnished with hex-head screws.

CATALOG NUMBER	TRADE SIZE	DIM A	DIM B	DIM C	UNIT PACK	STANDARD PACK	WEIGHT (LBS.) PER 100	NAED MFG #78-5994 UPC/DCI #
CL4	4/14	1.063	0.375	0.750	-	100	4	10005
CL1/0	1/0 - 8	1.500	0.625	1.125	-	100	16	10006
CL3/0	3/0 - 6	2.000	0.813	1.500	-	50	40	10007
CL250	250MCM - 6	2.188	0.813	1.688	-	50	50	10008

# Index by Catalog Number

CAT. NO.	PAGE	CAT. NO.	PAGE	CAT. NO.	PAGE	CAT. NO.	PAGE
0	124	1021F	64	1115C	62	121R	124
01	12 & 53	1022	29	1115D	62	1250	67
01A	12 & 53	1023	29	1115E	62	1251	67
01M	13	1024	29	1115E1	62	1260	67
02	12 & 53	1025	29	1115F	62	1261	67
02A	12 & 53	1026	29	118R	124	12CS	108
02M	13	1027	29	11CS	108	12E	68
03	12 & 53	1028	29	11E	68	13	13 & 54
03A	12 & 53	1029	29	12	13 & 54	130S	39
03M	13	1030	29	1202	127	1313	37
04	12 & 53	1031	29	1206	17	1314	37
04A	12 & 53	1060	112	1206SS	17	1315	37
04M	13	1060A	112	1206Z	18	1316	37
05	12 & 53	1064	112	1207	17	131S	39
05A	12 & 53	1066	112	1207SS	17	132	39
05M	13	1066A	112	1207Z	18	1320	37
06	12 & 53	1068	112	1208	17	1321	37
06A	12 & 53	1068A	112	1208SS	17	1326	66
06M	13	1069	112	1208Z	18	1327	66
07	12 & 53	1069A	112	1209	17	1328	66
07A	12 & 53	1069B	112	1209SS	17	1329	66
07M	13	1069C	112	1209Z	18	132S	39
1	124	1069D	112	120R	124	1332	66
10	13 & 54	10B	105	1210	17	1333	66
1005	29	10BB	105	1210SS	17	1341	68
1006	29	10BG	105	1210Z	18	1342	68
1010	63	10BR	105	1211	17	133	39
1011	63	10CS	108	1211SS	17	133S	39
1012	63	10E	68	1211Z	18	134	39
1013	63	11	13 & 54	1212	17	134S	39
1014	63	1110	61	1212SS	17	135	39
1015	63	1111	61	1212Z	18	135S	39
1015D	63	1112	61	1213	17	136	39
1015E	63	1112A	61	1213SS	17	136S	39
1015E1	63	1112B	61	1213Z	18	137	39
1015F	63	1112C	61	1214	17	137S	39
1016	64	1112D	61	1214SS	17	138	39
1017	64	1112E	61	1214Z	18	138S	39
1018	64	1112E1	61	1215	17	139	39
1019	64	1112F	61	1215SS	17	139S	39
1020	64	1113	62	1215Z	18	13CSA	108
1021	64	1114	62	1216	17	13CS	108
1021D	64	1115	62	1216SS	17	14	13 & 54
1021E	64	1115A	62	1217	17	141	39
1021E1	64	1115B	62	1217SS	17	141S	39

# Index by Catalog Number

CAT. NO.	PAGE	CAT. NO.	PAGE	CAT. NO.	PAGE	CAT. NO.	PAGE
142S	69	2142S	69	26BI0LSS	15	340	95
143S	69	2143S	69	26BI40L	14	340T	95
144S	69	2144S	69	26BI40LSS	15	341	95
145S	69	2145S	69	26BIZ0L	16	341T	95
146S	69	2146S	69	26BIZ40L	16	342	95
147S	69	2147S	69	26P	121	342T	95
148	39	2148S	40	27BI0L	14	343	95
148S	39	215	127	27BI0LSS	15	343T	95
14CS	108	2150S	40	27BI40L	14	34B	105
15	13 & 54	2152S	40	27BI40LSS	15	35A	105
150	39	2158S	69	27BIZ0L	16	35B	106
152	39	2159S	69	27BIZ40L	16	35C	107
158S	69	2160S	69	28BI0L	14	35D	107
159S	69	2161S	69	28BI0LSS	15	35E	107
15CS	108	21BI4L	14	28BI40L	14	360M	45 & 71
16	13 & 54	21BI4LSS	15	28BI40LSS	15	361M	45 & 71
160S	69	21BIZ4L	16	28BIZ0L	16	362M	45 & 71
161S	69	21CC	46	28BIZ40L	16	36A	105
16CS	108	220	126	29BI0L	14	36B	106
170C	71, 94, 100	220R	126	29BI0LSS	15	36C	107
171	71 & 94	221	126	29BI40L	14	36D	107
171C	71 & 94	222	126	29BI40LSS	15	36E	107
172	71 & 94	224	111	29BIZ0L	16	3F	46
172C	71 & 94	225	111	29BIZ40L	16	4	124
173C	71 & 94	22BI4L	14	2F	46	400	113
17CS	108	22BI4LSS	15	3	124	401	113
18CS	108	22BIZ4L	16	301	107	402	113
19CS	108	22CC	46	302	107	403	113
1F	46	22E	35 & 96	3032	115	404	113
2	124	23BI4L	14	3033	115	405	113
200	107	23BI4LSS	15	3035	115	406	113
201	107	23BIZ4L	16	307	107	4060	63
202	107	23E	35 & 96	308	107	4061	63
20BI4L	14	24BI4L	14	309	107	4062	63
20BI4LSS	15	24BI4LSS	15	30BI40L	14	4063	63
20BIZ4L	16	24BIZ4L	16	30BI40LSS	15	4064	63
2132S	40	24E	35 & 96	310	107	4065	63
2133S	40	25BI0L	14	311	107	4065D	63
2134S	40	25BI4L	14	312	107	4065E	63
2135S	40	25BI4LSS	15	313	107	4065E1	63
2136S	40	25BIZ0L	16	315M	90	4065F	63
2137S	40	25BIZ4L	16	316M	90	4066	61
2138S	40	25E	35 & 96	317M	90	4067	61
2139S	40	260L	121	31BI40L	14	4068	61
2141S	40	26BI0L	14	31BI40LSS	15	4069	61



# Index by Catalog Number

CAT. NO.	PAGE	CAT. NO.	PAGE	CAT. NO.	PAGE	CAT. NO.	PAGE
407	113	6F	46	815	19	90T	25
4070	61	703	28	815Z	19	90Z	24
4071	61	704	28	816	19	90ZT	24
4072	61	705	28	816Z	19	91	25
4073	61	705X	28	817	19	91T	25
4074	61	706	27	818	19	91Z	24
4075	61	706P	27	820Z	20	91ZT	24
408	113	707	27	821Z	20	92	25
409	113	707P	27	822Z	20	92T	25
412	116	708	27	823Z	20	92Z	24
413	116	708P	27	824Z	20	92ZT	24
414	116	709	27	825Z	20	93	25
415	116	709P	27	826	20	93T	25
415XL	116	710	27	827	20	93Z	24
416	116	710P	27	828	20	93ZT	24
417	116	711	27	829	20	94	25
425	114	711P	27	830	20	94T	25
426	114	712	27	831	20	94Z	24
427	114	712P	27	832	20	94ZT	24
428	114	713	27	833	20	95	25
429	114	713P	27	834	20	95T	25
430	114	714	27	835	20	95Z	24
431	114	714P	27	836	20	95ZT	24
432	114	715	27	837	20	96	25
433	114	715P	27	838Z	20	96T	25
434	114	716	27	839Z	20	96Z	24
4F	46	716P	27	840Z	20	96ZT	24
530M	21	717	27	841Z	20	97	25
531M	21	717P	27	850S	121	97T	25
532M	21	806	19	860S	121	97Z	24
533M	21	806Z	19	870S	121	97ZT	24
534M	21	807	19	880S	121	98	25
535M	21	807Z	19	90	25	98T	25
536M	21	808	19	900	29	98Z	24
537M	21	808Z	19	901	29	98ZT	24
538M	21	809	19	902	29	99	25
539M	21	809Z	19	903	29	995	25
559M	21	810	19	904	29	995T	25
569M	21	810Z	19	905	29	996	25
5F	46	811	19	906	29	996T	25
620	111	811Z	19	907	29	99T	25
621	111	812	19	908	29	99Z	24
625	111	812Z	19	909	29	99ZT	24
626	111	814	19	910	29	AL4	129
627	111	814Z	19	911	29	AL1/0	129

# Index by Catalog Number

CAT. NO.	PAGE	CAT. NO.	PAGE	CAT. NO.	PAGE	CAT. NO.	PAGE
AL3/0	129	C30Z	87	C44	23	C65	86
AL250	129	C30ZT	87	C45	23	C65T	86
BS50	35	C31	85	C46	23	C66	86
BS75	35	C31T	85	C465	23	C66T	86
C1	3	C31Z	87	C466	23	C67	86
C10	3	C31ZT	87	C467	23	C67T	86
C10A	6	C32	85	C468	23	C68	86
C10AT	47	C32T	85	C47A	85	C68T	86
C1A	6	C32Z	87	C47AT	85	C6A	6
C1AT	47	C32ZT	87	C47Z	87	C6AT	47
C1CA	9 & 50	C33	85	C47ZT	87	C6CA	9 & 50
C2	3	C33T	85	C48Z	99 & 120	C7	3
C22	92	C34	85	C48ZT	99 & 120	C74	100
C22M	89	C34T	85	C49Z	99 & 120	C7A	6
C23	97	C35	86	C49ZT	99 & 120	C7AT	47
C23C	92	C35T	86	C4A	6	C8	3
C24	100	C35Z	88	C4AT	47	C8A	6
C24G	95	C35ZT	88	C4CA	9 & 50	C8AT	47
C25	86	C36	86	C5	3	C9	3
C25G	95	C36T	86	C50S	98 & 119	C910	93
C25T	86	C36Z	88	C50ST	98 & 119	C920	93
C25Z	88	C36ZT	88	C50Z	99 & 120	C9A	6
C25ZT	88	C37	86	C50ZT	99 & 120	C9AT	47
C27	85	C37T	86	C51S	98 & 119	CL4	129
C270	91	C37Z	88	C51ST	98 & 119	CL1/0	129
C270A	91	C37ZT	88	C51Z	99 & 120	CL3/0	129
C270M	89	C38	86	C51ZT	99 & 120	CL250	129
C271	90	C38T	86	C52S	98 & 119	CG50	104
C27T	85	C38Z	88	C52ST	98 & 119	CG50-250	101
C27Z	87	C38ZT	88	C52Z	99 & 120	CG50-25045	103
C27ZT	87	C39	86	C52ZT	99 & 120	CG50-25090	102
C28	85	C39T	86	C53S	98 & 119	CG50-350	101
C28T	85	C39Z	88	C53ST	98 & 119	CG50-35045	103
C28Z	87	C39ZT	88	C53Z	99 & 120	CG50-35090	102
C28ZT	87	C3A	6	C53ZT	99 & 120	CG50-450	101
C29	85	C3AT	47	C54	100	CG50-45045	103
C29T	85	C3CA	9 & 50	C5A	6	CG50-45090	102
C29Z	87	C4	3	C5AT	47	CG50-560	101
C29ZT	87	C40	86	C5CA	9 & 50	CG50-56045	103
C2A	6	C40T	86	C6	3	CG50-56090	102
C2AT	47	C40Z	88	C60	85	CG50-650	101
C2CA	9 & 50	C40ZT	88	C60T	85	CG50-65045	103
C3	3	C41	23	C61	85	CG50-65090	102
C30	85	C42	23	C61T	85	CG51	104
C30T	85	C43	23	C64	100	CG52	104

# Index by Catalog Number

CAT. NO.	PAGE	CAT. NO.	PAGE	CAT. NO.	PAGE	CAT. NO.	PAGE
CG75-250	101	CG125-1050	101	CR17	41	CW42	43
CG75-25045	103	CG125-105045	103	CR18	41	CW43	43
CG75-25090	102	CG125-105090	102	CR19	41	CW51	43
CG75-350	101	CG125-1150	101	CR2	41	CW52	43
CG75-35045	103	CG125-115045	103	CR20	41	CW53	43
CG75-35090	102	CG125-115090	102	CR21	41	CW54	43
CG75-450	101	CG125-1250	101	CR22	41	CW61	43
CG75-45045	103	CG125-125045	103	CR23	41	CW62	43
CG75-45090	102	CG125-125090	102	CR24	41	CW63	43
CG75-560	101	CG125-1375	101	CR25	41	CW64	43
CG75-56045	103	CG125-137545	103	CR26	41	CW65	43
CG75-56090	102	CG125-137590	102	CR27	41	CW71	43
CG75-650	101	CG150-1050	101	CR28	41	CW72	43
CG75-65045	103	CG150-105045	103	CR29	41	CW73	43
CG75-65090	102	CG150-105090	102	CR3	41	CW74	43
CG75-750	101	CG150-1150	101	CR30	41	CW75	43
CG75-75045	103	CG150-115045	103	CR31	41	CW76	43
CG75-75090	102	CG150-115090	102	CR32	41	CW81	43
CG75-850	101	CG150-1250	101	CR33	41	CW82	43
CG75-85045	103	CG150-125045	103	CR34	41	CW83	43
CG75-85090	102	CG150-125090	102	CR35	41	CW84	43
CG100-560	101	CG150-1375	101	CR36	41	CW85	43
CG100-56045	103	CG150-137545	103	CR37	41	CW86	43
CG100-56090	102	CG150-137590	102	CR38	41	CW87	43
CG100-650	101	CHM50	26	CR39	41	CW91	43
CG100-65045	103	CHM75	26	CR4	41	CW92	43
CG100-65090	102	CHM100	26	CR40	41	CW93	43
CG100-750	101	CHM125	26	CR41	41	CW94	43
CG100-75045	103	CHM150	26	CR42	41	CW95	43
CG100-75090	102	CHM200	26	CR43	41	CW96	43
CG100-850	101	CHM250	26	CR44	41	CW97	43
CG100-85045	103	CHM300	26	CR45	41	CW98	43
CG100-85090	102	CHM350	26	CR46	41	CW101	43
CG100-950	101	CHM400	26	CR47	41	CW102	43
CG100-95045	103	CHM500	26	CR5	41	CW103	43
CG100-95090	102	CHM600	26	CR6	41	CW104	43
CG100-1050	101	CR0	41	CR7	41	CW105	43
CG100-105045	103	CR1	41	CR8	41	CW106	43
CG100-105090	102	CR10	41	CR9	41	CW107	43
CG125-850	101	CR11	41	CW19	43	CW108	43
CG125-85045	103	CR12	41	CW20	43	CW109	43
CG125-85090	102	CR13	41	CW21	43	DB38-IC	80
CG125-950	101	CR14	41	CW31	43	DB3845-IC	82
CG125-95045	103	CR15	41	CW32	43	DB3890-IC	81
CG125-95090	102	CR16	41	CW41	43	DB50-IC	80

# Index by Catalog Number

CAT. NO.	PAGE	CAT. NO.	PAGE	CAT. NO.	PAGE	CAT. NO.	PAGE
DB5045-IC	82	FS-100	1	HCR22	42	LB10	3
DB5090-IC	81	FSC-50	1	HCR23	42	LB10A	6
DB75-IC	80	FSC-75	1	HCR24	42	LB10AT	47
DB7545-IC	82	FSC-100	1	HCR25	42	LB2	3
DB7590-IC	81	FSFDCS1	2	HCR26	42	LB2A	6
DB100-IC	80	FSFDCS2	2	HCR27	42	LB2AT	47
DB10090-IC	81	FSFDCS3	2	HCR28	42	LB2CA	9 & 50
DB125-IC	80	FSFDCS4	2	HCR29	42	LB3	3
DB150-IC	80	FSFDCG	2	HCR30	42	LB3A	6
DB200-IC	80	FSFDCM1	2	HCR31	42	LB3AT	47
DB250-IC	80	FSFDCM2	2	HCR32	42	LB3CA	9 & 50
DB300-IC	80	FSFSCM3	2	HCR33	42	LB4	3
DB350-IC	80	GL70	28	HCR34	42	LB4A	6
DB400-IC	80	GL71	28	HCR35	42	LB4AT	47
DBC-38	83	GL72	28	HCR36	42	LB4CA	9 & 50
DBC-50	83	GL73	28	HCR37	42	LB5	3
DBC-75	83	GL74	28	HCR38	42	LB5A	6
DBS-38	83	GL75	28	HCR39	42	LB5AT	47
DBS-50	83	GL76	28	HCR40	42	LB5CA	9 & 50
DBS-75	83	GL77	28	HCR41	42	LB6	3
DOC-50	70	GL78	28	HCR42	42	LB6A	6
DOC-75	70	GL79	28	HCR43	42	LB6AT	47
E35	46	GL80	28	HCR44	42	LB6CA	9 & 50
E36	46	GL81	28	HCR45	42	LB7	3
E37	46	HCR1	42	HCR46	42	LB7A	6
E38	46	HCR2	42	JC50	110	LB7AT	47
EDG50	110	HCR3	42	JC75	110	LB8	3
EDG75	110	HCR4	42	JC100	110	LB8A	6
EDG100	110	HCR5	42	JC125	110	LB8AT	47
EDG125	110	HCR6	42	JC150	110	LB9	3
EDG150	110	HCR7	42	JC200	110	LB9A	6
EDG200	110	HCR8	42	KC1AST	128	LB9AT	47
EDG250	110	HCR9	42	KC2AST	128	LL1	4
EDG300	110	HCR10	42	KC2ST	128	LL1A	7
ERC-22	34 & 65	HCR11	42	KC3AST	128	LL1AT	48
ERC-23	34 & 65	HCR12	42	KC4SO	128	LL1CA	10 & 51
ERC-24	34 & 65	HCR13	42	KC4ST	128	LL10	4
FD-50	1	HCR14	42	KC6SO	128	LL10A	7
FD-75	1	HCR15	42	KC6ST	128	LL10AT	48
FD-100	1	HCR16	42	KC8SO	128	LL2	4
FDC-50	1	HCR17	42	KC8ST	128	LL2A	7
FDC-75	1	HCR18	42	LB1	3	LL2AT	48
FDC-100	1	HCR19	42	LB1A	6	LL2CA	10 & 51
FS-50	1	HCR20	42	LB1AT	47	LL3	4
FS-75	1	HCR21	42	LB1CA	9 & 50	LL3A	7

# Index by Catalog Number

CAT. NO.	PAGE	CAT. NO.	PAGE	CAT. NO.	PAGE	CAT. NO.	PAGE
LL3AT	48	LR5CA	10 & 51	LT47T	78	NTCC-125	31
LL3CA	10 & 51	LR6	4	LT60	78	NTCC-150	31
LL4	4	LR6A	7	LT60T	78	NTCC-200	31
LL4A	7	LR6AT	48	LT61	78	NTCC-250	31
LL4AT	48	LR6CA	10 & 51	LT61T	78	NTCC-300	31
LL4CA	10 & 51	LR7	4	LT65	79	NTCC-350	31
LL5	4	LR7A	7	LT65T	79	NTCC-400	31
LL5A	7	LR7AT	48	LT66	79	NTCC-500	31
LL5AT	48	LR8	4	LT66T	79	NTCC-600	31
LL5CA	10 & 51	LR8A	7	LT67	79	OCS-50	70
LL6	4	LR8AT	48	LT67T	79	OCS-75	70
LL6A	7	LR9	4	LT68	79	OSN-50	23
LL6AT	48	LR9A	7	LT68T	79	OSN-75	23
LL6CA	10 & 51	LR9AT	48	NS2	117	OSN-100	23
LL7	4	LT25	79	NS7A	117	OSN-125	23
LL7A	7	LT25T	79	NS9	117	P1	44
LL7AT	48	LT27	78	NS10	117	P2	44
LL8	4	LT27T	78	NS11	117	P3	44
LL8A	7	LT28	78	NTC-50	30	P4	44
LL8AT	48	LT28T	78	NTC-50T	30	P5	44
LL9	4	LT29	78	NTC-75	30	P6	44
LL9A	7	LT29T	78	NTC-75T	30	P7	44
LL9AT	48	LT30	78	NTC-100	30	P8	44
LR1	4	LT30T	78	NTC-100T	30	P9	44
LR1A	7	LT31	78	NTC-125	30	P10	45
LR1AT	48	LT31T	78	NTC-125T	30	P11	45
LR1CA	10 & 51	LT32	78	NTC-150	30	P12	45
LR10	4	LT32T	78	NTC-150T	30	P13	45
LR10A	7	LT33	78	NTC-200	30	P14	45
LR10AT	48	LT33T	78	NTC-200T	30	P15	45
LR2	4	LT34	78	NTC-250	30	P16	45
LR2A	7	LT34T	78	NTC-250T	30	P17	45
LR2AT	48	LT35	79	NTC-300	30	P18	45
LR2CA	10 & 51	LT35T	79	NTC-300T	30	P19	45
LR3	4	LT36	79	NTC-350	30	P20	45
LR3A	7	LT36T	79	NTC-350T	30	P21	45
LR3AT	48	LT37	79	NTC-400	30	P25	44
LR3CA	10 & 51	LT37T	79	NTC-400T	30	P30	44
LR4	4	LT38	79	NTC-500	30	P35	44
LR4A	7	LT38T	79	NTC-500T	30	P40	44
LR4AT	48	LT39	79	NTC-600	30	PAR50	109
LR4CA	10 & 51	LT39T	79	NTC-600T	30	PAR75	109
LR5	4	LT40	79	NTCC-50	31	PAR100	109
LR5A	7	LT40T	79	NTCC-75	31	PAR125	109
LR5AT	48	LT47	78	NTCC-100	31	PAR150	109

# Index by Catalog Number

CAT. NO.	PAGE	CAT. NO.	PAGE	CAT. NO.	PAGE	CAT. NO.	PAGE
PAR200	109	S1015E	57	S1115E1	56	SCC-150	38
PAR250	109	S1015ERT	59	S1115F	56	SCC-200	38
PAR300	109	S1015E1	57	S16ES	34 & 65	SCC-250	38
PAR350	109	S1015E1RT	59	S17ES	34 & 65	SCC-300	38
PAR400	109	S1015F	57	S18ES	34 & 65	SCC-350	38
PEF50	36	S1015FRT	59	S4060	57	SCC-400	38
PEF75	36	S1016	58	S4060RT	59	SCC-500	38
PEF100	36	S1016RT	60	S4061	57	SCC-600	38
PEF125	36	S1017	58	S4061RT	59	SD1	123
PEF150	36	S1017RT	60	S4062	57	SD5	123
PEF200	36	S1018	58	S4062RT	59	SE32	127
PEM50	36	S1018RT	60	S4063	57	SE33	127
PEM75	36	S1019	58	S4063RT	59	SE34	127
PEM100	36	S1019RT	60	S4064	57	SLT25-45ALT	77
PEM125	36	S102	126	S4064RT	59	SLT25-45T	74
PEM150	36	S1020	58	S4065	57	SLT25ALT	76
PEM200	36	S1020RT	60	S4065RT	59	SLT25T	73
QL-50	84	S1021	58	S4065D	57	SLT27ALT	75
QL-50D	84	S1021RT	60	S4065DRT	59	SLT27T	72
QL-75	84	S1021D	58	S4065E	57	SLT28ALT	75
RA50	109	S1021DRT	60	S4065ERT	59	SLT28T	72
RA75	109	S1021E	58	S4065E1	57	SLT29ALT	75
RA100	109	S1021ERT	60	S4065E1RT	59	SLT29T	72
RA125	109	S1021E1	58	S4065F	57	SLT30ALT	75
RA150	109	S1021E1RT	60	S4065FRT	59	SLT30T	72
RA200	109	S1021F	58	S4066	55	SLT31ALT	75
RA250	109	S1021FRT	60	S4067	55	SLT31T	72
RA300	109	S1110	55	S4068	55	SLT32ALT	75
RA350	109	S1111	55	S4069	55	SLT32T	72
RA400	109	S1112	55	S4070	55	SLT33ALT	75
RBC-50	106	S1112A	55	S4071	55	SLT33T	72
S1010	57	S1112B	55	S4072	55	SLT34ALT	75
S1010RT	59	S1112C	55	S4073	55	SLT34T	72
S1011	57	S1112D	55	S4074	55	SLT35-45ALT	77
S1011RT	59	S1112E	55	S4075	55	SLT35-45T	74
S1012	57	S1112E1	55	S620	111	SLT35ALT	76
S1012RT	59	S1112F	55	SC1	97 & 118	SLT35T	73
S1013	57	S1113	56	SC2	97 & 118	SLT36-45ALT	77
S1013RT	59	S1114	56	SC3	97 & 118	SLT36-45T	74
S1014	57	S1115	56	SC4	97 & 118	SLT36ALT	76
S1014RT	59	S1115A	56	SC5	97 & 118	SLT36T	73
S1015	57	S1115B	56	SCC-50	38	SLT37-45ALT	77
S1015RT	59	S1115C	56	SCC-75	38	SLT37-45T	74
S1015D	57	S1115D	56	SCC-100	38	SLT37ALT	76
S1015DRT	59	S1115E	56	SCC-125	38	SLT37T	73

# Index by Catalog Number

CAT. NO.	PAGE	CAT. NO.	PAGE	CAT. NO.	PAGE	CAT. NO.	PAGE
SLT38-45ALT	77	SR-100	125	T10AT	49	TRC-200	32
SLT38-45T	74	SR-125	125	T2	5	TRC-200T	32
SLT38ALT	76	SR-150	125	T2A	8	TRC-250	32
SLT38T	73	SR-200	125	T2AT	49	TRC-250T	32
SLT39-45ALT	77	SR-250	125	T2CA	11 & 52	TRC-300	32
SLT39-45T	74	SR-300	125	T3	5	TRC-300T	32
SLT39ALT	76	SR-350	125	T3A	8	TRC-350	32
SLT39T	73	SR-400	125	T3AT	49	TRC-350T	32
SLT40-45ALT	77	SR-500	125	T3CA	11 & 52	TRC-400	32
SLT40-45T	74	SR-600	125	T4	5	TRC-400T	32
SLT40ALT	76	SS50	122	T4A	8	TRC-500	32
SLT40T	73	SS52	122	T4AT	49	TRC-500T	32
SLT47ALT	75	SS54	122	T4CA	11 & 52	TRC-600	32
SLT47T	72	SS56	122	T5	5	TRC-600T	32
SLT60ALT	75	SS58	122	T5A	8	TRCC-50	33
SLT60T	72	SS60	122	T5AT	49	TRCC-75	33
SLT61ALT	75	SS62	122	T5CA	11 & 52	TRCC-100	33
SLT61T	72	SS64	122	T6	5	TRCC-125	33
SLT62T	72	SS66	122	T6A	8	TRCC-150	33
SLT62ALT	75	SS68	122	T6AT	49	TRCC-200	33
SLT63T	72	ST10	22	T6CA	11 & 52	TRCC-250	33
SLT63ALT	75	ST11	22	T7	5	TRCC-300	33
SLT65-45ALT	77	ST12	22	T7A	8	TRCC-350	33
SLT65-45T	74	ST13	22	T7AT	49	TRCC-400	33
SLT65ALT	76	ST14	22	T8	5	TRCC-500	33
SLT65T	73	ST15	22	T8A	8	TRCC-600	33
SLT66-45ALT	77	ST16	22	T8AT	49	TWH10	26
SLT66-45T	74	ST17	22	T9	5	TWH20	26
SLT66ALT	76	ST18	22	T9A	8	TWH30	26
SLT66T	73	ST19	22	T9AT	49	TWH40	26
SLT67-45ALT	77	ST20	22	TRC-50	32	TWH50	26
SLT67-45T	74	ST21	22	TRC-50T	32	TWH60	26
SLT67ALT	76	SWV-4R	108	TRC-75	32	TWH70	26
SLT67T	73	SWV-4S	108	TRC-75T	32	TWH80	26
SLT68-45ALT	77	T1	5	TRC-100	32	TWH90	26
SLT68-45T	74	T1A	8	TRC-100T	32	TWH100	26
SLT68ALT	76	T1AT	49	TRC-125	32	UF10	100
SLT68T	73	T1CA	11 & 52	TRC-125T	32	UF20	100
SR-50	125	T10	5	TRC-150	32		
SR-75	125	T10A	8	TRC-150T	32		

# Alphabetical Index

## A

Anti-Short Bushings- (0 series)- Page 124

## B

### Bendsaver™ Fittings

Steel EMT Bendsaver™ Conduit Straps (OCS-50 series)- Page 70

Zinc EMT Bendsaver™ Couplings (DOC-50 series)- Page 70

### Big Bite-Saddle Type Connectors

45° Big Bite-Saddle Type Connectors w/Insulated Throat- Malleable Iron (DB5045-IC series)- Page 82

90° Big Bite-Saddle Type Connectors w/Insulated Throat- Malleable Iron (DB5090-IC series)- Page 81

Big Bite-Saddle Type Compression Couplings- Steel (DBC-50 series)- Page 83

Big Bite-Saddle Type Connectors w/Insulated Throat - Steel (DB50-IC series)- Page 80

Big Bite-Saddle Type Set-Screw Couplings- Steel (DBS-50 series)- Page 83

## Bushings

Anti-Short Bushings- (0 series)- Page 124

Conduit Hex Reducer Bushings (HCR1 series)- Page 42

Conduit Reducer Bushings (CR1 series)- Page 41

Malleable Iron Paper Capped Bushings (826 series)- Page 20

Malleable Iron Conduit Bushings (806 series)- Page 19

Malleable Iron Insulated Conduit Bushings (1206 series)- Page 17

Malleable Iron Insulated Grounding Bushings (20BI4L series)- Page 14

Malleable Iron Insulated Set- Screw / Threadless Conduit Bushings (1206SS series)- Page 17

Malleable Iron Insulated Set-Screw / Threadless Grounding Bushings (20BI4LSS series)- Page 15

Plastic Bushings (ST10 series)- Page 22

Zinc Conduit Bushings (806Z series)- Page 19

Zinc Insulated Conduit Bushings (1206Z series)- Page 18

Zinc Insulated Grounding Bushings (20BIZ4L series)- Page 16

Zinc Metal Capped Bushings (820Z series)- Page 20

## C

### Cable Connectors

Malleable Iron 90° Cable Connectors (C35 series)- Page 86

Malleable Iron 90° Cable Connectors-Insulated (C35T series)- Page 86

Malleable Iron Cable Connectors (C27 series)- Page 85

Malleable Iron Cable Connectors-Insulated (C27T series)- Page 85

Zinc 90° Cable Connectors (C35Z series)- Page 88

Zinc 90° Cable Connectors-Insulated (C35ZT series)- Page 88

Zinc Cable Connectors (C27Z series)- Page 87

Zinc Cable Connectors-Insulated (C27ZT series)- Page 87

## Clamps

Beam Clamps (620 series)- page 111

C-Clamps- (21CC series)- Page 46

Edge Type Conduit Clamps- (EDG50 series)- Page 110

J-Clamps (JC50 series)- Page 110

Malleable Iron Rigid Clamp Backs (901 series)- Page 29

Parallel Type Conduit Clamps- (PAR50 series)- Page 109

Right Angle Type Conduit Clamps (RA50 series)- Page 109

## Conduit Bodies

Aluminum EMT Set-Screw "C" Conduit Bodies (C1AT series)- Page 47

Aluminum EMT Set-Screw "LB" Conduit Bodies (LB1AT series)- Page 47

Aluminum EMT Set-Screw "LL" Conduit Bodies (LL1AT series)- Page 48

Aluminum EMT Set-Screw "LR" Conduit Bodies (LR1AT series)- Page 48

Aluminum EMT Set-Screw "T" Conduit Bodies (T1AT series)- Page 49

Aluminum Rigid "C" Conduit Bodies (C1A series)- Page 6

Aluminum Rigid "LB" Conduit Bodies (LB1A series)- Page 6

Aluminum Rigid "LL" Conduit Bodies (LL1A series)- Page 7

Aluminum Rigid "LR" Conduit Bodies (LR1A series)- Page 7

Aluminum Rigid "T" Conduit Bodies (T1A series)- Page 8

Aluminum Rigid & EMT "C" Combination Conduit Bodies (C1CA series)- Page 9 & 50

Aluminum Rigid & EMT "LB" Combination Conduit Bodies (LB1CA series)- Page 9 & 50

Aluminum Rigid & EMT "LL" Combination Conduit Bodies (LL1CA series)- Page 10 & 51

Aluminum Rigid & EMT "LR" Combination Conduit Bodies (LR1CA series)- Page 10 & 51

Aluminum Rigid & EMT "T" Combination Conduit Bodies (T1CA series)- Page 11 & 52

Malleable Iron Rigid "C" Conduit Bodies (C1 series)- Page 3

Malleable Iron Rigid "LB" Conduit Bodies (LB1 series)- Page 3

Malleable Iron Rigid "LL" Conduit Bodies (LL1 series)- Page 4

Malleable Iron Rigid "LR" Conduit Bodies (LR1 series)- Page 4

Malleable Iron Rigid "T" Conduit Bodies (T1 series)- Page 5



# Alphabetical Index

## Connectors- Malleable Iron

Malleable Iron 45° Cable Connectors (315M series)- Page 90  
Malleable Iron 90° Duplex Cable Connectors (C271)- Page 90  
Malleable Iron Duplex Cable Connectors- (C270M)- Page 89  
Malleable Iron Rigid Compression Connectors  
(NTC-50 series)- Page 30  
Malleable Iron Rigid Compression Connectors-Insulated  
(NTC-50T series)- Page 30  
Malleable Iron Rigid Set-Screw Connectors (TRC-50 series)-  
Page 32  
Malleable Iron Rigid Set-Screw Connectors- Insulated  
(TRC-50T series)- Page 32  
Malleable Iron Set-Screw Cable Connectors- (C22M)- Page 89

## Connectors- Steel

Steel EMT Compression Connectors (S1011 series)- Page 57  
Steel EMT Compression Connectors- Insulated  
(S4061 series)- Page 57  
Steel EMT Raintight Compression Connectors  
(S1011RT series)- Page 59  
Steel EMT Raintight Compression Connectors- Insulated  
(S4061RT series)- Page 59  
Steel EMT Set-Screw Connectors (S1111 series)- Page 55  
Steel EMT Set-Screw Connectors- Insulated (S4067 series)- Page 55  
Steel Quicklock Type Connectors w/Insulated Throat  
(QL-50 series)- Page 84

## Connectors- Zinc Die Cast

Zinc 3/8" Duplex Single-Screw, Clamp Type Connectors  
(C270A)- Page 91  
Zinc 3/8" Duplex Two-Screw, Clamp Type Connectors  
(C270)- Page 91  
Zinc 3/8" Romex Connectors (C23)- Page 97  
Zinc 3/8" Saddle Type Connectors (C920)- Page 93  
Zinc 3/8" Set-Screw Cable Connectors (C22)- Page 92  
Zinc 3/8" Strap Type Connectors (C910)- Page 93  
Zinc 3/8" Two-Screw Cable Connectors (C23C)- Page 92  
Zinc Clamp Type Romex Connectors (C24 series)- Page 100  
Zinc EMT 90° Compression Connectors (10E series)- Page 68  
Zinc EMT Compression Connectors (1011 series)- Page 63  
Zinc EMT Compression Connectors- Insulated (4061 series)-  
Page 63  
Zinc EMT Compression Offset Connectors (1260 series)- Page 67  
Zinc EMT Set-Screw Connectors (1111 series)- Page 61  
Zinc EMT Set-Screw Connectors- Insulated (4067 series)- Page 61  
Zinc EMT Set-Screw Offset Connectors (1250 series)- Page 67  
Zinc Non-Watertight Long Body Connectors -  
(C50Z series)- Page 99 & 120  
Zinc Non-Watertight Long Body Connectors - Insulated  
(C50ZT series)- Page 99 & 120

Zinc Non-Watertight Short Body Connectors (C50S series)-  
Page 98 & 119  
Zinc Non-Watertight Short Body Connectors-Insulated  
(C50ST series)- Page 98 & 119  
Zinc Screw-In Connectors (340 series)- Page 95  
Zinc Screw-In Connectors-Insulated (340T series)- Page 95  
Zinc Service Entrance Connectors (SC1 series)- Page 97 & 118  
Zinc Set-Screw Flex Connectors (C24G series)- Page 95  
Zinc Underground Feeder Connectors (UF10 series)- Page 100  
Zinc Watertight Connectors (1060 series)- Page 112

## Cord Grip Connectors

Malleable Iron 45° Cord Grip Connectors  
(CG50-25045 series)- Page 103  
Malleable Iron 90° Cord Grip Connectors  
(CG50-25090 series)- Page 102  
Steel Straight Cord Grip Connectors (CG50-250 series)- Page 101  
Zinc Cord Grip Connectors (CG51 series)- Page 104

## Couplings- Malleable Iron

Malleable Iron 3-Piece Couplings (1023 series)- Page 29  
Malleable Iron Combination Couplings-Flexible Metal Conduit  
to Rigid or IMC (23E series)- Page 35 & 96  
Malleable Iron Rigid Compression Couplings  
(NTCC-50 series)- Page 31  
Malleable Iron Rigid Set-Screw Couplings (TRCC-50 series)-  
Page 33  
Malleable Iron Split Couplings (SCC-75 series)- Page 38

## Couplings- Steel

Steel Combination Couplings-EMT Compression to  
Threaded Rigid (ERC-23 series)- Page 34 & 65  
Steel Combination Couplings-EMT Set-Screw to Threaded Rigid  
Set-Screw (S17ES series)- Page 34 & 65  
Steel EMT Compression Couplings (S1017 series)- Page 58  
Steel EMT Raintight Compression Couplings (S1017RT series)-  
Page 60  
Steel EMT Set-Screw Couplings (S1114 series)- Page 56  
Steel Rod Couplings- (120R series)- Page 124

## Couplings- Zinc Die Cast

Zinc Combination Couplings / Clamp Type for EMT and  
Flex (170C series)- Page 71, 94 & 100  
Zinc Combination Couplings / Set-Screw for EMT and  
Flex (172 series)- Page 71 & 94  
Zinc Combination Couplings-Flexible Metal Conduit to  
Rigid or IMC (BS50 series)- Page 35  
Zinc EMT Bendsaver™ Couplings (DOC-50 series)- Page 70  
Zinc EMT Compression Couplings (1017 series)- Page 64  
Zinc EMT Set-Screw Couplings (1114 series)- Page 62

# Alphabetical Index

## Covers

Aluminum Conduit Body Covers (02A series)- Page 12 & 53  
Device Box Covers - FS & FD- Malleable Iron - Page 2  
Device Box Covers - FS & FD- Steel - Page 2  
Malleable Iron Conduit Body Covers (02M series)- Page 13  
Steel Conduit Body Covers (02 series)- Page 12 & 53

## D

### Device Boxes

Device Box Covers- FS & FD- Malleable Iron- Page 2  
Device Box Covers- FS & FD- Steel- Page 2  
Device Box Gasket- FS & FD- Neoprene Gasket- Page 2  
Device Boxes- FS & FD- Malleable Iron- Page 1

Duct Sealing Compound (SD1 series)- Page 123

## E

Malleable Iron Enlargers- Male-Female (E35 series)- Page 46

## F

Fixture Extensions (SE32 series)- Page 127  
Floor Flanges-Malleable Iron (2F series)- Page 46

## G

### Gaskets

Device Box Gasket- FS & FD- Neoprene Gasket- Page 2  
Neoprene Gasket (11 series)- Page 13 & 54  
Sealing Gaskets (SR50 series)- Page 125

### Ground Clamps

Ground Clamp with Bronze Screws for Direct Burial (10BR)-  
Page 105  
Ground Clamps for Direct Burial and Rebar (RBC-50)-  
Page 106  
Ground Clamps with Hubs (301series)- Page 107  
Ground Clamps with Steel Screws for Armored Cable  
(35B series)- Page 106  
Ground Clamps with Steel Screws for Bare Wire (10B series)-  
Page 105  
Ground Clamps-Zinc Die Cast (10BG)- Page 105  
Ground Rod Clamps (201 series)- Page 107

### Grounding Bushings

Malleable Iron Insulated Grounding Bushings (20BI4L series)-  
Page 14  
Malleable Iron Insulated Set-Screw / Threadless Grounding  
Bushings (20BI4LSS series)- Page 15  
Zinc Insulated Grounding Bushings (20BIZ4L series)- Page 16

## H

### Hangers

Conduit Hangers with Bolts and Nuts (10CS series)- Page 108  
Swivel Fixture Hangers (SWV-4R series)- Page 108

## Hubs

Copper Conduit Hubs (311 series)- Page 107  
Malleable Iron Watertight Conduit Hubs (CHM50 series)-  
Page 26  
Zinc Watertight Conduit Hubs (TWH20 series)- Page 26

## I

Insulator Supports (S620)- Page 111

## J

Jack Chain (220 series)- Page 126

## K

Kenny Clamps® (KC1AST series)- Page 128  
Knock-Out Seals (SS50 series)- Page 122

## L

### Liquidtight Connectors

Malleable Iron 90° Liquidtight Connectors w/Insulated Throat  
(SLT35T series)- Page 73  
Malleable Iron 90° Liquidtight Connectors w/Insulated Throat  
and Aluminum Lug (SLT35ALT series)- Page 76  
Malleable Iron 45° Liquidtight Connectors w/Insulated Throat  
(SLT35-45T series)- Page 74  
Malleable Iron 45° Liquidtight Connectors w/Insulated Throat  
and Aluminum Lug (SLT35-45ALT series)- Page 77  
Malleable Iron Straight Liquidtight Connectors w/Insulated  
Throat (SLT27T series)- Page 72  
Malleable Iron Straight Liquidtight Connectors w/Insulated  
Throat and Aluminum Lug (SLT27ALT series)- Page 75  
Zinc 90° Liquidtight Connectors (LT35 series)- Page 79  
Zinc 90° Liquidtight Connectors w/Insulated Throat  
(LT35T series)- Page 79  
Zinc Straight Liquidtight Connectors (LT27 series)- Page 78  
Zinc Straight Liquidtight Connectors w/Insulated Throat  
(LT27T series)- Page 78

### Locknuts

Conduit Fixture Nuts-Steel (703 series)- Page 28  
Conduit Oversize Locknuts-Steel (705X series)- Page 28  
Grounding Locknuts-Steel (GL70 series)- Page 28  
Sealing Locknuts-Steel (706P series)- Page 27  
Standard Conduit Locknuts-Steel (706 series)- Page 27

# Alphabetical Index

## Lugs

Aluminum Lay-In Lugs (AL4 series)- Page 129

Copper Lay-In Lugs (CL4 series)- Page 129

## M

Male Loops (215)- Page 127

## N

Nail Straps- Cast Steel (360M series)- Page 45 & 71

## Nipples

Malleable Iron Conduit Nipples (90 series)- Page 25

Malleable Iron Conduit Nipples-Insulated (90T series)-  
Page 25

Malleable Iron Offset Conduit Nipples (OSN-50 series)-  
Page 23

Zinc Conduit Nipples (90Z series)- Page 24

Zinc Conduit Nipples-Insulated (90ZT series)- Page 24

Zinc Offset Conduit Nipples (C41 series)- Page 23

No-Bolt Studs (1202)- Page 127

## P

Metal Pennies- Page 21

## Plugs

Slotted Plugs-Zinc Die Cast (P1 series)- Page 44

Square Head Plugs- Malleable Iron (P4 series)- Page 44

Threaded Insert Plugs- Malleable Iron (P10 series)- Page 45

## Pull Elbows

Malleable Iron Rigid 90° Pull Elbows- Female to Female  
(PEF50 series)- Page 36

Malleable Iron Rigid 90° Pull Elbows- Male to Female  
(PEM50 series)- Page 36

Zinc EMT 90° Pull Elbows- Female to Female (1326 series)-  
Page 66

Zinc EMT 90° Pull Elbows- Male to Female (1332 series)-  
Page 66

Zinc EMT Inside Corner Pulling Elbows (1341 series)- Page 68

Zinc Rigid 90° Pull Elbows- Female to Female (1313 series)-  
Page 37

Zinc Rigid 90° Pull Elbows- Male to Female (1320 series)-  
Page 37

## R

Steel Rod Couplings- (120R series)- Page 124

## S

S Hooks (224 series)- Page 111

## Service Entrance

Aluminum Threaded Service Entrance Heads (400 series)-  
Page 113

Aluminum Clamp-On Service Type Entrance Heads (427 series)-  
Page 114

Aluminum Mast Type Service Entrance Heads (3032 series)-  
Page 115

Aluminum Service Entrance Ells (412 series)- Page 116

Aluminum Service Entrance Heads (NS7A series)- Page 117

Aluminum Sill Plates for Service Entrance (260L)- Page 121

PVC Entrance Caps (NS11 series)- Page 117

PVC Sill Plates with Steel Screws and Sealing Compound for  
Service Entrance (26P)- Page 121

Zinc Watertight Connectors (1060 series)- Page 112

## Straps

Cast Steel Nail Straps (360M series)- Page 45 & 71

Malleable Iron Rigid One-Hole Straps (132 series)- Page 39

Service Entrance Straps (880S series)- Page 121

Steel EMT Bendsaver™ Conduit Straps (OCS-50 series)-  
Page 70

Steel EMT One-Hole Straps (142S series)- Page 69

Steel EMT Two-Hole Straps (2142S series)- Page 69

Steel Rigid One-Hole Straps (132S series)- Page 39

Steel Rigid Two-Hole Straps (2132S series)- Page 40

Switch Box Supports (S102)- Page 126

## W

Conduit Reducing Washers (CW21 series)- Page 43



***Steel Electric***  
**P R O D U C T S**

CO  
U  
R  
E  
E  
S

