

Milwaukee®



V18™

LITHIUM-ION

18 NEVER FELT LIKE THIS BEFORE.

With up to 50% longer run time than Ni-Cad systems, Milwaukee V18™ Li-Ion tools keep working – at full power – long after other 18V tools whimper and quit. Even other Li-Ion systems can't match V18 performance in your real world of high loads, extreme temps, and unending pressure to produce. And you can get the V18 performance edge two ways: in 10 all-new Milwaukee V18 tools – and by sliding new V18 batteries into any existing Milwaukee 18V tools. Then, while other 18-volt tools are running home to their chargers, your V18-powered tools can help run up record profits for you.



CUSTOM BUILD™

Choose your fuel,
choose your tool.

Purchase individual tools without the expense of batteries and chargers. Milwaukee 18 Volt NiCad and V18™ Li-Ion batteries, tools and chargers are compatible.



Milwaukee



All Milwaukee Lithium-Ion batteries
come with the industry's only
2000 Charge/5 Year Warranty

2000	5
CHARGE	YEAR
WARRANTY	



HEAVY-DUTY TOOL AND ACCESSORY INDEX

www.milwaukeetool.com

CONTRACTOR ACCESSORIES

Job Site Armor™/Personal Protective Equipment:

Safety Eyewear	39
Hearing and Respiratory Protection	39
Work Gloves	39
Misc. Accessories, Holsters, Gloves, Tool Belts, Organizers.....	34, 39-40
Tape Measures.....	114
Trade Titan™ Work Carts & Accessories	38

CORDLESS & ACCESSORIES

28 Volt Tools - V28™ Li-Ion	8-16
18 Volt Tools - V18™ Li-Ion	17-18
18 Volt Tools	19-25
18 Volt Combo Kits	19-20, 21
14.4 Volt Tools	27-29, 32
12 Volt Tools	31
2.4 Volt Tools	33
2.4 Volt Accessories	33
Batteries	33-34
Chargers.....	16, 34-35
Chucks for Cordless Tools	37
Contractor Bags and Carrying Cases	20, 36
Job Site Radio	27
Work Lights	30

DIAMOND CORING EQUIPMENT

DRILLS, ACCESSORIES & BITS

1/4" Drills	45
3/8" Drills	41, 44
1/2" Drills	41-43, 47, 50-52
1/2" Drills with R.A.D.	48
3/4" Drills	50
1-1/4" Drills.....	50
Angle Drive (R.A.D.) Conversion Units.....	49
Auger Bits	56
Bellhanger Bits.....	57
Cable Bits.....	57
Carbide-Tip Cutters	61
Carbide-Tip Masonry Bits.....	67
Chucks and Keys	54
Drain Cleaner & Accessories	46
Drill Bit Sets	65-66
Electricians' Bits	56
Flat Boring Bits	57
Forstner Bits.....	62
Hole Saws	58-61
Quik-Lok® Cords	51
R.A.D. Drill Attachments	53
Selffeed Bits	55
Step Drill Bits.....	62
Twist Drill Bits.....	63-66
Wire Brushes – 1/4" Shank	67

ELECTROMAGNETIC DRILLS & ACCESS.140-145

FASTENING

Adjustable Clutch Screwdrivers	78
Drywall Screwdriver	77
General Purpose Screwdrivers	76
Impact Wrenches	80-81
Pneumatic Construction Nailers and Accessories	71-75
Screwdriver Accessories.....	78-79
Sharp-Fire® Systems and Accessories	68-70

HAMMERS

1/2" Hammer-Drills	82-83
3/4" SDS Rotary Hammer	85
1" SDS Rotary Hammers	85-86
1-1/8" SDS Rotary Hammers	87
1-1/2" Rotary Hammers	91-92
1-3/4" Rotary Hammers.....	90
Combination and Demolition Hammers	95-96
44 Magnum™ SDS Bits.....	88

HAMMER ACCESSORIES & BITS

Demolition Accessories.....	96-97
Hammer Accessories (Chucks, Cases, Cords etc.)	83
3-Flat Secure-Grip™ Hammer-Drill Bits.....	84
L.H.S. Components.....	94
SDS Bits	87-89
SDS-Max Bits	89, 93-94
Spline Bits	89, 93-94

HEAT GUNS & ACCESSORIES

LIFTING TOOLS

Hoists, Trolleys & Slings	176-178
---------------------------------	---------

METALWORKING & ACCESSORIES

4-1/2" and 5" Sander/Grinder	150-152
6" Right Angle Grinder	153
7" and 9" Sanders and Grinders.....	154-157
8" Metal Cutting Circular Saw	146
8" Metal Cutting Circular Saw Blades	126
Bandfile and Belts	149
Cut-Off Machines & Wheels	147-148
Diamond Blades.....	126, 163
Die Grinders, Accessories and Points	166
Grinder Accessories, Guards and Discs.....	162-163
Sander Accessories and Discs	158

Sanding/Grinding Accessories:

Flap Discs	160
Type 1 and Type 27 Abrasive Grinding / Cut-off Wheels	161
Wire Brushes and Wheels.....	159
Straight Grinder and Accessories	165

NIBBLERS & ACCESSORIES

POLISHERS & ACCESSORIES

PREMIUMS-HEAVY DUTY GEAR

RADIO

ROUTERS, BITS & ACCESSORIES

SANDERS & ACCESSORIES

SAWS & ACCESSORIES

7-1/4" Circular Saws	117-118
8" Metal Cutting Circular Saw	146
8-1/4" Circular Saw	119
10-1/4" Circular Saw.....	119
Abrasive Cutting Wheels.....	126
Band Saws.....	115
Band Saws Blades	116
Chain Saw & Accessories.....	113
Circular Saw Blades.....	125
Diamond Blades.....	126
Hack Saw Frames & Blades	112
Jig Saws	127
Jig Saw Blades.....	128-129
Job Saw, Blades and Accessories	114
Miter Saws	121-123
Miter Saw Accessories	122-123
Miter Saw Blades.....	125
Panel Saw and Accessories	124
Sawzall® – Reciprocating Saws	103-108
Sawzall® Reciprocating Saw Accessories	103-105, 112
Sawzall® Reciprocating Saw Blades	109-111
Worm Drive Circular Saws	120

SHEARS & ACCESSORIES

VACUUM CLEANERS & ACCESSORIES

WOODWORKING

Sanders & Accessories	130-132
-----------------------------	---------

WARRANTY

SERVICE

Branches/Sales Support.....	179
Service Stations	180-192



QUALITY FOR YOU
Environmentally Friendly for your Future

OUR PRODUCTS ARE DESIGNED, MANUFACTURED AND SERVICED TO MINIMIZE IMPACT ON THE ENVIRONMENT



HEAVY-DUTY TOOL INDEX BY CATALOG NUMBER

CAT. NO.	PAGE NO.	CAT. NO.	PAGE NO.	CAT. NO.	PAGE NO.	CAT. NO.	PAGE NO.	CAT. NO.	PAGE NO.	CAT. NO.	PAGE NO.
49-24-0280	26	1107-6	47	5327-21	96	6145	152	6538-1	33	9075-20	81
0100-20	45	1250-1	47	5336-22	96	6148-6	151	6539-6	33	9078-20	25
0101-20	45	1610-1	50	5337-21	95	6149-6	151	6540-1	33	9078-22	25
0200-20	44	1630-1	50	5338	96	6149-20	151	6545-6	33	9079-20	25
0201-20	44	1660-6	50	5339-21	95	6151	151	6546-6	33	9079-22	25
0202-20	44	1663-20	50	5340-21	95	6153-20	150	6547-1	33	9079-23	25
0233-20	44	1670-1	51	5342-21	95	6154-20	150	6547-22	33	9081-20	27
0234-6	42	1675-6	51	5345-21	90	6155-20	150	6562-21	32	9081-22	27
0235-21	42	1676-6	51	5346-21	90	6156-20	150	6562-23	32	9082-20	27
0244-1	42	1680-20	52	5346-28	90	6160-20	153	6562-24	32	9082-22	27
0299-20	43	1680-21	52	5359-21	87	6176-20	147	6580-20	78	9083-20	27
0300-20	43	1854-1	50	5360-21	87	6180-20	147	6581-20	78	9083-22	27
0302-20	43	2404-1	50	5363-21	86	6190-20	148	6702-20	68	9092-20	81
0375-6	41	3002-1	48	5369-21	85	6215	113	6703-20	68	9096-20	81
0379-1	41	3102-6	48	5378-20	82	6225	115	6706-20	68	9099-20	25
0566-1	46	3107-6	48	5378-21	82	6226	115	6707-20	68	9099-23	25
0567-1	46	4004	98	5380-21	83	6230	115	6708-21	68	9560	177
0602-22	31	4005	98	5381-20	82	6232-6	115	6740-20	76	9561	177
0612-22	29	4079	98	5381-22	82	6236	115	6742-20	77	9562	177
0612-26	29	4090	98	5383-21	85	6238	115	6790-20	76	9565	177
0615-24	28	4094	98	5387-20	82	6268-22	127	6791-21	76	9566	177
0617-24	28	4096	98	5387-22	82	6276-21	127	6805	167	9567	177
0625-20	21	4097-20	98	5455	164	6310-20	20, 24	6815	167	9568	177
0625-24	21	4115	101	5460-6	164	6310-22	24	6852-20	167	9570	177
0627-20	20, 21	4115-22	101	5540	164	6320-20	20, 24	6880	168	9571	177
0627-24	21	4120	101	5615-20	134	6320-22	24	6890	168	9572	177
0719-20	10	4120-22	101	5615-21	134	6370-20	146	7100-20	71	9573	177
0719-22	10	4125	100	5615-29	134	6370-21	146	7110-20	71	9621	177
0721-20	14	4130	100	5616-20	134	6375-20	118	7120-21	72	9641	177
0721-21	14	4136	100	5616-21	134	6375-21	118	7140-21	72	9661	177
0724-20	9	4202	142	5616-29	134	6376-20	118	7145-21	72	9667-20	176
0724-24	9	4203	142	5619-20	133	6377-6	120	7150-21	73	9668-20	176
0729-20	13	4204-1	140	5619-29	133	6378	120	7155-21	73	9669-20	176
0729-21	13	4206-1	140	5625-20	133	6390-20	117	8911	169	9670-20	176
0730-20	12	4208-1	141	5625-29	133	6390-21	117	8912	169	9671-20	176
0730-22	12	4209-1	141	5936	131	6391-21	117	8925	169	9672-20	176
0740-20	12	4210-1	141	6010-6	131	6394-21	117	8926	170	9673-20	176
0740-22	12	4253-1	142	6016-6	130	6405-6	119	8927	170	9674-20	176
0756-20	15	4262-1	142	6017-6	130	6460	119	8934-6	170	9675-20	176
0756-22	15	4270-20	143	6018-6	130	6480-20	124	8936-20	170	9676-20	176
0779-20	11	4270-21	143	6019-6	130	6490-6	123	8938-20	170	9677-20	176
0779-22	11	4292-1	142	6065-6	155	6494-6	122	8945	171	9678-20	176
0799-20	11	4297-1	142	6066-6	155	6497-6	121	8950	169	9679-20	176
0824-20	18	5192	166	6072	154	6509-20	108	8955	169	9680-20	176
0824-24	18	5194	166	6078	154	6509-22	108	8965	169	9681-20	176
0920-29	18	5196	166	6080-20	156	6514-20	20, 22	8975-6	174	9682-20	176
0922-23	19	5211	165	6081-20	156	6514-21	22	8977-20	174	9683-20	176
0924-24	19	5223	165	6082-20	156	6515-20	20, 23	8978-20	175	9684-20	176
0925-24	19	5243	165	6086-20	157	6515-27	23	8980	174	9685-20	176
0926-24	19	5314-21	92	6088-20	157	6515-99	23	8985	174	9686-20	176
0928-23	16	5315-21	91	6089-20	157	6519-22	106	8988-20	175	9687-20	176
0928-29	16	5315-22	91	6101-6	149	6520-21	105	9070-20	80	9688-20	176
1001-1	47	5318-21	92	6125	132	6523-21	103	9071-20	80	9689-20	176
1007-1	47	5321-21	91	6140-6	152	6524-21	107	9072-20	80	9690-20	176
1101-1	47	5321-22	91	6141	152	6536-21	104	9072-22	80	9691-20	176

MILWAUKEE SYMBOLS AND ICONS USED IN CATALOG:

Double Insulated	1 Battery Included	2 Batteries Included	Battery Charger	Steel Carrying Case	Impact Resist. Case	Contractor Bag	1 Sawzall Blade	2 Sawzall Blades	25 Sawzall Blades	Vibration Isolation
3-Wire Grounded	Twist-Lok Plug Type	Quik-Lok Cord	Reversing	Use Spline Drive Bits	Use SDS Drive Bits	Use Hex Drive Bits	Round Hex Bits	Collared Hex Bits	Circle Saw Blade Included	Side Handle Included



Tools with this designation have built-in hi-tech electronic switching and speed control components.



Tools featuring the "Available Cordless" symbol are also available as a cordless product. The page number will appear with the symbol.



THE ONLY WARRANTY AS POWERFUL AS V™ TECHNOLOGY.

Every Milwaukee V™ Technology Li-Ion Battery Pack will be replaced free of charge if it proves defective within the first 1,000 charges or two years, whichever comes first, from date of purchase/first charge. Thereafter, the customer will receive an additional, pro-rated warranty through a total of 2,000 charges or five years, whichever comes first, from date of purchase/first charge. During this additional 1,000-charge, three-year warranty period, if a Milwaukee V™ Technology Li-Ion Battery Pack proves defective, it will be replaced at a pro-rated cost based on the useable service received over and above the first 1,000 charges/two years.

Throughout the entire, 2,000-Charge/Five-Year Limited Warranty period, battery pack replacement terms will be based on date of first charge and number of charges found on each battery pack via Milwaukee's Service Reader.



HEAVY-DUTY WARRANTY FACTORY SERVICE/SALES SUPPORT: 1-800-SAWDUST

Monday – Friday • 6:00 AM – 6:30 PM • CST



FIVE-YEAR TOOL LIMITED WARRANTY

Every MILWAUKEE **product** is warranted to the **original purchaser only** to be free from defects in material and workmanship. Subject to certain exceptions, MILWAUKEE will repair or replace any part on a **product** which, after examination, is determined by MILWAUKEE to be defective in material or workmanship for a period of five (5) years* after the date of purchase. Return the **product** and a copy of proof of purchase to a MILWAUKEE **factory** Service/Sales Support Branch location or MILWAUKEE **Authorized Service Station**, freight prepaid and insured. This warranty does not apply to damage that MILWAUKEE determines to be from repairs made or attempted by anyone other than MILWAUKEE authorized personnel, misuse, alterations, abuse, normal wear and tear, lack of maintenance, or accidents.

*The warranty period for Hoists (lever, hand chain, & electric chain hoists), Ni-Cd battery packs, Work Lights (cordless flashlights), Job Site Radios, and Trade Titan™ Industrial Work Carts is one (1) year from the date of purchase.

***There is a separate warranty for V™-technology Li-Ion Battery Packs 18 volts or above that accompany the power tools:**

***Every MILWAUKEE V™-technology Li-Ion Battery Pack 18 volts or above is covered by an initial 1000 Charges/2 Years free replacement warranty. This means that for the earlier of the first 1000 charges or two (2) years from the date of purchase/first charge, a replacement battery will be provided to the customer for any defective battery free of charge. Thereafter, customers will also receive an additional warranty on a pro rata basis up to the earlier of the first 2000 charges or five (5) Years from the date of purchase/first charge. This means that every customer gets an additional 1000 charges or three (3) years of pro rata warranty on the V™-technology Li-Ion Battery Pack 18 volts or above depending upon the amount of use. During this additional warranty period, the customer pays for only the useable service received over and above the first 1000 Charges/2 years, based on the date of first charge and number of charges found on the battery pack via Milwaukee's V™-technology Service Reader.**

Normal Wear: air nailers – staplers. Like all power tools, these products need periodic parts replacement and service to achieve best performance. This warranty does not cover repair when normal use has exhausted the life of a part including, but not limited to, o-rings, seals, bumpers and driver blades.

Normal Wear: pressure washers. This warranty does not cover repair when normal use has exhausted the useful life of a part such as the hose, wand, nozzle, quick couplers, gaskets, gauges, pistons, pump valve assemblies, o-rings, detergent bucket or tank, water and oil seals. Additionally, the warranty on **pressure washers** does not cover damage due to freezing, chemical deterioration, rust, corrosion, scale build up, thermal expansion or lack of water supply.

MILWAUKEE does not cover freight or labor charges associated with the inspection and testing of **pressure washers or hoists (lever, hand chain & electric chain hoists)** that are found by MILWAUKEE not to be a valid warranty claim. A valid warranty claim **must be substantiated** by the discovery of defective material or workmanship by MILWAUKEE.

Gasoline Engine - Warranty: The gasoline engine on a **pressure washer** is separately warranted by the engine manufacturer and is serviced through the engine manufacturer's authorized service center network. MILWAUKEE is not authorized and has no responsibility for warranty service of any nature whatsoever for a gasoline engine. If requested, MILWAUKEE will help you locate your nearest service facility for a gasoline engine.

Warranty Registration is not necessary to obtain the applicable warranty on a MILWAUKEE product. However, proof of purchase in the form of a sales receipt or other information deemed sufficient by MILWAUKEE is requested.

ACCEPTANCE OF THE EXCLUSIVE REPAIR AND REPLACEMENT REMEDIES DESCRIBED HEREIN IS A CONDITION OF THE CONTRACT FOR THE PURCHASE OF EVERY MILWAUKEE PRODUCT. IF YOU DO NOT AGREE TO THIS CONDITION, YOU SHOULD NOT PURCHASE THE PRODUCT. IN NO EVENT SHALL MILWAUKEE BE LIABLE FOR ANY INCIDENTAL, SPECIAL, CONSEQUENTIAL OR PUNITIVE DAMAGES, OR FOR ANY COSTS, ATTORNEY FEES, EXPENSES, LOSSES OR DELAYS ALLEGED TO BE AS A CONSEQUENCE OF ANY DAMAGE TO, FAILURE OF, OR DEFECT IN ANY PRODUCT INCLUDING, BUT NOT LIMITED TO, ANY CLAIMS FOR LOSS OF PROFITS. THIS WARRANTY IS EXCLUSIVE AND IN LIEU OF ALL OTHER WARRANTIES OR CONDITIONS, WRITTEN OR ORAL, EXPRESSED OR IMPLIED. WITHOUT LIMITING THE GENERALITY OF THE FOREGOING, MILWAUKEE DISCLAIMS ANY IMPLIED WARRANTY OF MERCHANTABILITY OR FITNESS FOR A PARTICULAR USE OR PURPOSE, AND ALL OTHER WARRANTIES.

This warranty applies to **product** sold in the U.S.A., Canada and Mexico only.

Please consult MILWAUKEE's website www.milwaukeetool.com or call 1.800.SAWDUST (1.800.729.3878) to locate your nearest service facility for warranty and non-warranty service on a MILWAUKEE product.

MILWAUKEE DISTRIBUTORS

MILWAUKEE Electric Tools are sold only through Authorized Distributors with experienced personnel to assist you in selecting the proper tools for your specific requirements and that maintain well-balanced inventories of tools for fast delivery.



Look for your nearest **MILWAUKEE** distributor in the Yellow Pages—under "Tools - Electric."

Or visit our website www.milwaukeetool.com and click on **Where to Buy**

LISTED

MILWAUKEE Heavy-Duty Tools bearing the monograms of Underwriters Laboratories, Inc., or Canadian Standards Association are listed by their testing laboratories as having complied with their standards for safety. Milwaukee Electric Tool Corporation certifies that all tools comply with O.S.H.A. and U.L. requirements.



MILWAUKEE MOTORS

All MILWAUKEE corded tool motors are universal type and will run equally well on DC or AC (20 to 60 Hz) except those used on Bench Grinders, Water Pumps, Vacuum Pumps and Hoists. Tools with switches or controls requiring AC operation are indicated as "AC" or "AC Only" under the tool's specifications.

GENERAL INFORMATION

The Milwaukee Electric Tool Corporation reserves the right to make any change or improvements to its products without incurring any liability or obligation whatever and without being required to make any corresponding changes or improvements in products previously manufactured or sold.

OPERATING INSTRUCTIONS

An operator's manual is furnished with each MILWAUKEE Electric Tool. Please read it carefully and understand it thoroughly for best care and performance. **IMPORTANT—Pay particular attention to all safety warnings before operating any power tool.**

HORSEPOWER

Horsepower ratings in this catalog refer to the **maximum horsepower** output developed by the tool and not the power developed at rated current.

EXTENSION CORDS

Grounded tools require a three wire extension cord. Double Insulated tools can use either a two or three wire extension cord. As the distance from the supply outlet increases, heavier gauge extensions are required. The use of extension cords of inadequate size wire causes a serious drop in voltage, resulting in loss of power and possible tool damage.

Recommended Minimum Wire Gauge For Extension Cords*

Nameplate Amperes	25'	50'	75'	100'	150'	200'
0-5.0	16	16	16	14	12	12
5.1-8.0	16	16	14	12	10	-
8.1-12.0	14	14	12	10	-	-
12.1-15.0	12	12	10	10	-	-
15.1-20.0	10	10	10	-	-	-

*Based on limiting the line voltage drop to five volts at 150% of the rated amperes.

CORPORATE NAMES & TRADEMARKS

All trademarks and registered trademarks are the property of the Milwaukee Electric Tool Corporation.

© 2006 Milwaukee Electric Tool Corporation

44 MAGNUM™	LOK-TOR®	SMART START™	U.S.1®
BODYGRIP®	MAGNUM®	STEEL HAWG®	V18™
CLIP-LOK®	MILWAUKEE®	SUPER HAWG®	V28™
EAGLE™	NOTHING BUT HEAVY DUTY®	SUPER SAWZALL®	V™
ENDURANCE®	POWER-TIGHT™	SUPER SHARP®	VAC-U-RIG®
FAT PACK™	QUIK-LOK™ (blade clamp)	SUPER-TOUGH®	
GRIP-LOK™	QUIK-LOK® (cord)	THE AX™	
HAWG WASH®	ROTO-LOK®	THE TORCH®	
HAWK®	ROUTERSTATION™	THE RED ZONE™	
HEX GRIP™	SAWZALL PLUS®	THUNDERBOLT®	
HOLE HAWG®	SAWZALL®	THUNDERMAX™	
JOB SAW™	SAWZALL - THE HATCHET®	TILT-LOK™	
JOB SITE ARMOR™	SHARP-FIRE®	TRADE TITAN™	



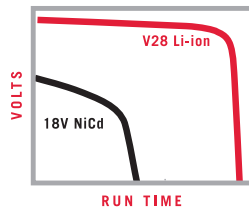
TRADE ASSOCIATIONS



V28™ Cordless Tool System With Lithium-Ion Battery Technology

CONSISTENT POWER

■ Unlike NiCd batteries, V28 Li-ion batteries maintain their power level throughout their entire discharge cycle. The last cut (hole drilled, etc.) feels as powerful as the first. This means more productivity per battery.



UP TO 2X THE RUNTIME OF 18V

■ Milwaukee's 28 volt, 3.0 Amp-Hr. battery has up to 2x the run time of comparable 18V, 2.4 Amp-Hr. NiCd packs.

LONGER PACK LIFE


■ The combination of Milwaukee's specialized high power Lithium-ion battery cells and our performance optimizing circuit, provides up to 2-1/2 times more lifetime work output when compared to today's 18V NiCd.

COMPACT Li-ion POWER

■ Lighter weight than 18V NiCd and NiMH Packs.

NO MEMORY EFFECT

■ V28 Li-ion Batteries can be recharged at any time without creating a memory effect, regardless of the pack's current charge level.



FEWER CELLS, LESS THAN HALF THE WEIGHT

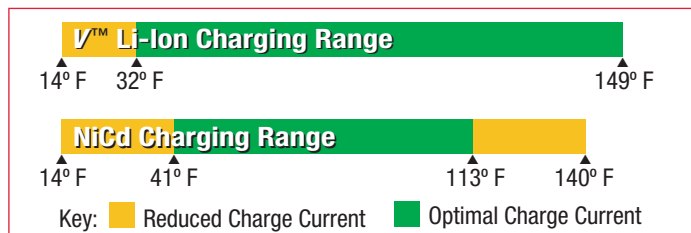
One V28 Lithium-ion cell can do the same work as four and one-half standard NiCd cells.

Only Seven 4 Volt Li-ion Battery Cells Are Required To Power The V28 Battery. (Most 18V NiCd Batteries Require 15 Separate Cells – A Much More Complex Design.)



4-Point Battery Strap Welds Per Cell Ensures Job Site Durability

LI-ION CHARGING CONVENIENCE



- 1 Milwaukee Li-ion chargers vs NiCd chargers: V™ Technology Li-ion batteries and chargers have a wider optimal charging temperature range than NiCd. The benefit is less time waiting for a used, "hot" pack to cool before charging can begin.
- 2 Charge "Hot" packs up to 30 minutes faster than NiCd/NiMH packs which require longer cool down times before charging can begin.

Performance Optimizing Circuit Maintains Cell Balance And Prolongs Battery Life

Heavy Duty Construction Withstands Up To 10' Drop

Battery Fuel Gauge Shows How Much Charge Is Left – No More Guessing Which Battery Is Fully Charged



Latches Quickly And Easily Release The Battery

Rubber Foot Provides Impact Protection And Prevents Sliding On Slick Surfaces

NO. 48-11-2830



LONGER PACK LIFE/5 YEAR BATTERY WARRANTY

■ The combination of Milwaukee's specialized high power Lithium-ion battery cells and our performance optimizing circuit, provides up to 2-1/2 times more lifetime work output when compared to today's 18V NiCd.



HEAVY-DUTY V28™ LITHIUM-ION 1/2" HAMMER DRIVER/DRILL

1/2" Metal Ratcheting Chuck
With carbide jaws for superior gripping strength

Heavy-Duty 2-Speed Gear Box,
With all metal gears, delivers
0-600/0-1,800 RPM; 0-9,000/
0-27,000 BPM

28 Volt Milwaukee High Power Motor Delivers
600 in.-lbs of torque

Metal Hammer Selector For added durability

Clip-Lok® System
Secures Tool to Belt
with One Hand

Comfortable Non-Slip Soft-Grip Reduces vibration and fatigue


Reversible Battery pack
Allows user to change drill
balance for overhead work
or to fit in tight areas



28V POWER AT 18V NiCd BATTERY WEIGHT!

28 VOLT LITHIUM-ION BATTERIES

- Up To 2x Run-Time Of 18V NiCd Tools
- Lightweight
- No-Memory Effect
- Consistent "Fade Free" Power – The Last Cut Feels As Powerful As The First!
- Battery Fuel Gauge Shows How Much Charge Is Left – No More Guessing Which Battery Is Fully Charged



V28™ CLIP-LOK® 42-70-5005 (service part only)

- Back Of Clamp Is Large And Contoured To Distribute Load More Evenly – Eliminates Pressure Points
- Screw Holes Allow For Easy Attachment To Wall, Work Bench, Etc.
- Textured Clamping Areas Provide Better Grip Into Belt/Clothing



* TOOL AVAILABLE WITHOUT BATTERY, CHARGER OR CASE. SEE "20" MODEL IN SPECIFICATIONS CHART BELOW

SPECIFICATIONS

CATALOG NUMBER	VOLTS DC	CHUCK SIZE	BATTERY AMP-HRS	NO. OF BATTERIES INCLUDED	NO LOAD DRILL SPEED RPM		NO LOAD DRILL SPEED BPM		MAX. TQ. IN.-LBS.	LENGTH (INCHES)	NET WGT. LBS.	SHIP. WGT. LBS.
					HIGH	LOW	HIGH	LOW				
• 0724-20	28	1/2"	3.0	0	0-1800	0-600	0-27,000	0-9000	600	10-1/2	4.4 W/O BATTERY	5.0
0724-24 KIT	28	1/2"	3.0	2	0-1800	0-600	0-27,000	0-9000	600	10-1/2	6.7 W/ BATTERY	16.9

STANDARD EQUIPMENT: FOR 0724-20—Tool w/Clip-Lok® System 42-70-5005, Side Handle 49-15-0400 and Phillips Bit 48-30-1520. FOR 0724-24—Tool w/Clip-Lok® System 42-70-5005, Side Handle 49-15-0400, Phillips Bit 48-30-1520, (2) 28V Lithium-Ion Battery Packs 48-11-2830, One-Hour Lithium-Ion Charger 48-59-2801 and Impact Resistant Carrying Case 48-55-0935.

• Tool only, less battery, charger and case.

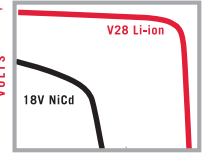


HEAVY-DUTY V28™ LITHIUM-ION SAWZALL® RECIP SAW

28V POWER AT 18V NiCd BATTERY WEIGHT!

28 VOLT LITHIUM-ION BATTERIES

- Up To 2x Run-Time Of 18V Tools
- Lightweight
- No-Memory Effect
- Consistent "Fade Free" Power – The Last Cut Feels As Powerful As The First!
- Battery Fuel Gauge Shows How Much Charge Is Left – No More Guessing Which Battery Is Fully Charged



1-1/8" Stroke, 0/2,000 - 0/3,000 SPM for extremely fast cutting

ACCEPTS STANDARD 1/2" SHANK SAWZALL® BLADES

Rugged Metal Quik-Lok™ Blade Clamp for fast tool-free blade changes

Feels And Cuts Like A Corded Saw

28 Volt Milwaukee High Power Motor

High/Low Speed Selector Switch With Lock

Tool-Free Adjustable Shoe quickly adjusts blade depth

Exclusive Gear Protecting Clutch for long life

Comfortable Two-Finger Variable Speed Trigger, 0-2000/0-3000 SPM

Comfortable Non-Slip Soft-Grip reduces vibration and fatigue




NEW

0719-22* (KIT)

- ACCEPTS STANDARD 1/2" SHANK SAWZALL® BLADES



* TOOL AVAILABLE WITHOUT BATTERY, CHARGER OR CASE. SEE "20" MODEL IN SPECIFICATIONS CHART BELOW



Milwaukee Internal Testing

SPECIFICATIONS

CATALOG NUMBER	VOLTS DC	STROKE LENGTH	BATTERY AMP-HRS	NO. OF BATTERIES INCLUDED	SPEED RPM		LENGTH (INCHES)	NET WGT. LBS.	SHIP. WGT. LBS.
					HIGH	LOW			
• 0719-20	28	1-1/8"	3.0	0	0-3000	0-2000	18	6.8 W/O BATTERY	9.1
• 0719-22 KIT	28	1-1/8"	3.0	2	0-3000	0-2000	18	9.1 W/ BATTERY	17.4

STANDARD EQUIPMENT: FOR 0719-20 • – Tool w/(2) Super Sawzall® Blades. FOR 0719-22 – Tool w/(2) Super Sawzall® Blades, (2) 28V Lithium-Ion Battery Packs 48-11-2830, One-Hour Lithium-Ion Charger 48-59-2801 and Impact Resistant Carrying Case 48-55-0719.

• Tool only, less battery, charger and case.



HEAVY-DUTY V28™ LITHIUM-ION IMPACT WRENCHES

28V POWER AT 18V NiCd BATTERY WEIGHT!

28 VOLT LITHIUM-ION BATTERIES

- Up To 2x Run-Time Of 18V NiCd Tools
- Lightweight
- No-Memory Effect
- Consistent "Fade Free" Power – The Last Cut Feels As Powerful As The First!
- Battery Fuel Gauge Shows How Much Charge Is Left – No More Guessing Which Battery Is Fully Charged



Hanger Bracket w/ solid steel ring

Flat Head Detent Pin for secure socket retention (round head pin also included)

28 Volt Milwaukee High Power Motor delivers 325 ft. lbs. of torque, 0-1,450 RPM and 0-2,450 IPM

Magnesium Gearcase for added durability and lighter weight

Comfortable Non-Slip Soft-Grip reduces vibration and fatigue

Reversible Battery Pack allows user to change tool's balance for overhead work or to fit in tight areas



0779-22* (KIT)
• 1/2" SQUARE DRIVE



Magnesium Gearcase for added durability and lighter weight

28 Volt Milwaukee High Power Motor delivers 325 ft. lbs. of torque

Comfortable Non-Slip Soft-Grip reduces vibration and fatigue

Variable speed control delivers 0-1,450 RPM and 0-2,450 IPM

0799-20
• 7/16" QUICK CHANGE



* TOOL AVAILABLE WITHOUT BATTERY, CHARGER OR CASE. SEE "-20" MODEL IN SPECIFICATIONS CHART BELOW

SPECIFICATIONS

CATALOG NUMBER	VOLTS DC	BATTERY AMP-HRS	BATTERIES INCLUDED	MAX. TORQUE (FT.-LBS.)	MAX. TORQUE (IN.-LBS.)	RPM (NO LOAD)	IMPACTS PER MINUTE	LENGTH (INCHES)	NET WEIGHT (LBS.)	SHIP WEIGHT (LBS.)
• 0779-20	28	3.0	0	325	3900	0-1450	0-2450	11-3/4	6.6	7.3
• 0779-22 KIT	28	3.0	2	325	3900	0-1450	0-2450	11-3/4	8.9	19.1
• 0799-20	28	3.0	0	325	3900	0-1450	0-2450	11-3/4	7.6	8.0

STANDARD EQUIPMENT: FOR 0779-20 – Tool, Hanger Bracket w/Steel Ring and Round Head Detent Pin Accessory. **FOR 0779-22** – Tool, (2) 28 Volt Lithium-Ion Battery Packs 48-11-2830, Hanger Bracket w/Steel Ring, Round Head Detent Pin Accessory, 1-Hour Charger 48-59-2801 and Impact Resistant Carrying Case 48-55-0779. **FOR 0799-20** – Tool and Hanger Bracket w/Steel Ring.

• Tool only, less battery, charger and case.



28 VOLT Li-ion

HEAVY-DUTY V28™ LITHIUM-ION CIRCULAR SAWS

FOR WOOD CUTTING APPLICATIONS

28 Volt Milwaukee High Power Motor
Delivers 4200 RPM for fastest cutting performance

Comfortable Non-Slip Soft-Grip Reduces vibration and fatigue

50° Bevel Capacity
Easily adjusts for a wide range of cuts



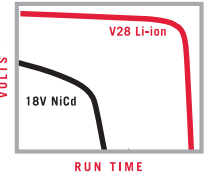
FEELS AND CUTS MORE LIKE A CORDED SAW



28V POWER AT 18V NiCd BATTERY WEIGHT!

28 VOLT LITHIUM-ION BATTERIES

- Up To 2x Run-Time Of 18V NiCd Tools
- Lightweight
- No-Memory Effect
- Consistent "Fade Free" Power – The Last Cut Feels As Powerful As The First!



- Battery Fuel Gauge Shows How Much Charge Is Left – No More Guessing Which Battery Is Fully Charged



0730-22* (KIT)
• FOR WOOD CUTTING APPLICATIONS



Electric Brake
Stops blade in less than 2 seconds for fast repetitive cuts

Lightweight Magnesium Upper And Lower Guards
For impact resistance

FOR METAL CUTTING APPLICATIONS

28 Volt Milwaukee High Power Motor
Delivers 3200 RPM for fast cuts

Large Impact-Resistant Window For clear line of site

LED Light
For greater cutting visibility



Heavy-Duty Lightweight All-Steel Shoe

NEW

0740-22* (KIT)
• FOR METAL CUTTING APPLICATIONS



Electric Brake
For quick blade stops

Lightweight Magnesium Upper And Lower Guards
For impact resistance



V TECHNOLOGY 2000 CHARGE YEAR 5 WARRANTY

* TOOLS AVAILABLE WITHOUT BATTERY, CHARGER OR CASE. SEE "20" MODELS IN SPECIFICATIONS CHART BELOW

SPECIFICATIONS

CATALOG NUMBER	VOLTS DC	BLADE SIZE	BATTERY AMP-HRS	NO. OF BATTERIES INCLUDED	NO LOAD RPM	LENGTH (INCHES)	NET WGT. LBS.	SHIP. WGT. LBS.
• 0730-20	28	6-1/2"	3.0	0	4200	12-3/4 W/O BATTERY	7.1 W/O BATTERY	9.0
0730-22 KIT	28	6-1/2"	3.0	2	4200	15-7/8 W/ BATTERY	8.9 W/ BATTERY	16.9
• 0740-20	28	6-7/8"	3.0	0	3200	12-3/4 W/O BATTERY	7.2 W/O BATTERY	8.7
0740-22 KIT	28	6-7/8"	3.0	2	3200	15-7/8 W/ BATTERY	9.4 W/ BATTERY	20.0

STANDARD EQUIPMENT: FOR 0730-20 – Tool w/24T Carbide Blade 48-40-4108, Wrench 49-96-0080 and Rip Fence 49-22-1001. **FOR 0730-22** – Tool w/24T Carbide Blade 48-40-4108, Wrench 49-96-0080, Rip Fence 49-22-1001, (2) 28V Lithium-Ion Battery Packs 48-11-2830, One-Hour Lithium-Ion Charger 48-59-2801 and Impact Resistant Carrying Case 48-55-0719. **FOR 0740-20** – Tool w/36T Carbide Blade 48-40-4016, Wrench 49-96-0080 and Safety Glasses 45-12-3000. **FOR 0740-22** – Tool w/36T Carbide Blade 48-40-4016, Wrench 49-96-0080, Safety Glasses 45-12-3000, (2) 28V Lithium-Ion Battery Packs 48-11-2830, One-Hour Lithium-Ion Charger 48-59-2801 and Impact Resistant Carrying Case 48-55-1490.

• Tool only, less battery, charger and case.




HEAVY-DUTY V28™ LITHIUM-ION BAND SAW

28V POWER AT 18V NiCd BATTERY WEIGHT!

28 VOLT LITHIUM-ION BATTERIES

- Up To 2x Run-Time Of 18V Tools
- Lightweight
- No-Memory Effect
- Consistent "Fade Free" Power – The Last Cut Feels As Powerful As The First!
- Battery Fuel Gauge Shows How Much Charge Is Left – No More Guessing Which Battery Is Fully Charged



**EXCELLENT
BALANCE**

Over 200 cuts of 1" Conduit Per Battery Charge

High/Low Speed Selector Switch with lock

Two-Finger Trigger Speed Control

28 Volt Milwaukee High Power Motor cuts as fast as corded version!

Blade Tightening Lever - Long life cam provides quick and easy blade changes

Comfortable Non-Slip Soft-Grip reduces vibration and fatigue

LED Light aids cutting visibility

Deep Cut 4-3/4" x 4-3/4" cutting capacity

NEW

0729-21* (KIT)



* TOOL AVAILABLE WITHOUT BATTERY, CHARGER OR CASE. SEE "-20" MODEL IN SPECIFICATIONS CHART BELOW

SPECIFICATIONS

CATALOG NUMBER	VOLTS DC	CAPACITY	BATTERY AMP-HRS	NO. OF BATTERIES INCLUDED	SFPM		LENGTH (INCHES)	NET WGT. (LBS.)	SHIP. WGT. (LBS.)
					HIGH	LOW			
• 0729-20	28	4-3/4"x4-3/4"	3.0	0	0-350	0-225	22	17.3 W/O BATTERY	21.5
0729-21 KIT	28	4-3/4"x4-3/4"	3.0	1	0-350	0-225	22	19.6 W/ BATTERY	33.5

STANDARD EQUIPMENT: FOR 0729-20 – Tool and 14 TPI Milwaukee Band Saw Blade 48-39-0510. FOR 0729-21 – Tool, 14 TPI Milwaukee Band Saw Blade 48-39-0510, (1) 28V Lithium-Ion Battery Pack 48-11-2830, One-Hour Lithium-Ion Charger 48-59-2801 and Impact Resistant Carrying Case 48-55-0729.

• Tool only, less battery, charger and case.



HEAVY-DUTY V28™ LITHIUM-ION 1/2" RIGHT ANGLE DRILL



Head swivels 360° – can be locked tight in any position

**DRILL UP TO
A 2-9/16" HOLE IN
2 X 4 WITH SELF-FEED
BIT IN LOW GEAR**

Comfortable Two-Finger Variable Speed Trigger With easy to reach reversing lever

Convenient, forward/reverse lever

Heavy-duty gear box 0-400/0-1000 RPM

28 Volt Milwaukee High Power Motor Delivers 1081 in-lbs of max torque in low gear

NEW

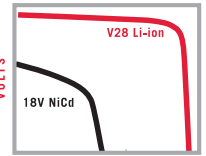
0721-21* (KIT)



28V POWER AT 18V NiCd BATTERY WEIGHT!

28 VOLT LITHIUM-ION BATTERIES

- Up To 2x Run-Time Of 18V NiCd Tools
- Lightweight
- No-Memory Effect
- Consistent "Fade Free" Power – The Last Hole Feels As Powerful As The First!
- Battery Fuel Gauge Shows How Much Charge Is Left – No More Guessing Which Battery Is Fully Charged



* TOOL AVAILABLE WITHOUT BATTERY, CHARGER OR CASE. SEE *-20" MODEL IN SPECIFICATIONS CHART BELOW



SPECIFICATIONS

CATALOG NUMBER	VOLTS DC	CHUCK SIZE	BATTERY AMP-HRS	NO. OF BATTERIES INCLUDED	NO LOAD DRILL SPEED RPM		MAX. TQ. LOW GEAR (IN.-LBS.)	LENGTH (INCHES)	NET WGT. LBS.	SHIP. WGT. LBS.
					HIGH	LOW				
• 0721-20	28	1/2"	3.0	0	0-1000	0-400	1081	18-1/4	8.6 W/O BATTERY	10.4
0721-21 KIT	28	1/2"	3.0	1	0-1000	0-400	1081	18-1/4	10.9 W/ BATTERY	19.3

STANDARD EQUIPMENT: FOR 0721-20 – Tool, Side Handle 49-15-0200 and Chuck Key 48-66-3280. FOR 0721-21 – Tool, Side Handle 49-15-0200, Chuck Key 48-66-3280, (2) 28V Lithium-Ion Battery Packs 48-11-2830, One-Hour Lithium-Ion Charger 48-59-2801 and Impact Resistant Carrying Case 48-55-0722.

• Tool only, less battery, charger and case.



28 VOLT **Li-ion**

HEAVY-DUTY V28™ LITHIUM-ION 1" COMPACT SDS ROTARY HAMMER

3 MODES OF OPERATION For Maximum Versatility

- Hammer Drill
- Drill
- Chipping
- Adjustment for Chisel Bit

Three Modes of Operation - Hammer Drill / Drill / Chipping for Maximum Versatility

Heavy Duty Metal Gear Box and Block Construction for precise bearing and gear seating

Variable Speed Trigger and reverse switch allow for accurate drill bit starting and easy bit / fastener removal

Compact and Lightweight, L-Shape Design Weighs 9.6 lbs and measures only 11-1/8" grip to chuck providing easy access to tight spaces and extended use comfort

2.1 Ft.-lbs of impact energy and 4700 BPM for fast drilling and powerful chipping

CORDED ROTARY HAMMER POWER AND VERSATILITY IN A COMPACT, LIGHTWEIGHT PACKAGE

28 VOLT LITHIUM-ION BATTERIES


- Up To 2x Run-Time Of 18V NiCd Tools
- Lightweight
- No-Memory Effect
- Consistent "Fade Free" Power - The Last Hole Feels As Powerful As The First!
- Battery Fuel Gauge Shows How Much Charge Is Left - No More Guessing Which Battery Is Fully Charged



Keyless SDS Chuck for Fast, Tool Free Bit Changes

NEW

0756-22* (KIT)



Heavy Duty, Magnesium Gear Box and Block Construction for Optimal Bearing / Gear Seating for longer life.



Compact L-Shape Design weighs only 9.6 lbs for excellent balance, comfort and control.



Drill Mode (Rotation Only) for drilling into metal and wood with accessory SDS to 3-Jaw Chuck Adapter 48-66-1370.



2.1 Ft.-Lbs. of impact energy and 4700 BPM deliver corded performance in Chipping (Hammer Only) Mode.

SPECIFICATIONS

* TOOL AVAILABLE WITHOUT BATTERY, CHARGER OR CASE. SEE "20" MODEL IN SPECIFICATIONS CHART BELOW

V TECHNOLOGY **2000 CHARGE** **5 YEAR WARRANTY**

CATALOG NUMBER	VOLTS DC	BATTERY AMP-HRS	NO. OF BATTERIES INCLUDED	NO LOAD RPM	NO LOAD BPM	IMPACT ENERGY (FT.-LBS.)	LENGTH (INCHES)	NET WGT. LBS.	SHIP. WGT. LBS.
• 0756-20	28	3.0	0	0-1400	4700	2.1	13	7.3 W/O BATTERY	9.0
0756-22 KIT	28	3.0	2	0-1400	4700	2.1	13	9.6 W/ BATTERY	17.4

STANDARD EQUIPMENT: FOR 0756-20—Tool, Side Handle, and Depth Gauge. FOR 0756-22—Tool, Side Handle, Depth Gauge, (2) 28V Lithium-Ion Battery Packs 48-11-2830, One-Hour Lithium-Ion Charger 48-59-2818 and Impact Resistant Carrying Case 48-55-0756.

• Tool only, less battery, charger and case.



V28™ HEAVY-DUTY LITHIUM-ION COMBO KITS

FOUR V28™ TOOLS IN ONE CONVENIENT PACK!



0928-29 (COMBO KIT)

THREE V28™ TOOLS IN ONE CONVENIENT PACK!



0928-23 (COMBO KIT)

28V POWER AT 18V NiCd BATTERY WEIGHT!

V28™ 1/2" HAMMER DRIVER/DRILL (0724-20)

- 28 Volt Milwaukee High Power Motor Delivers 600 In.-Lbs. Of Torque
- Heavy-Duty 2-Speed Gear Box: 0-600/0-1800 RPM; 0-9000/0-27,000 BPM
- 1/2" Metal Ratcheting Chuck With Carbide Jaws For Superior Gripping Strength
- Clip-Lok® System Secures Tool To Belt With One Hand

V28™ SAWZALL® RECIP SAW (0719-20)

- 28 Volt Milwaukee High Power Motor
- Variable Speed, 0-2000/0-3000 SPM
- Keyless Quik-Lok™ Blade Clamp
- 1-1/8" Stroke For Extremely Fast Cutting

V28™ 6-1/2" CIRCULAR SAW (0730-20)

- 28 Volt Milwaukee High Power Motor Delivers 4200 RPM
- Electric Brake For Quick Blade Stops
- Cuts Faster, Longer And With More Power Than Any 24 Volt Unit On The Market
- All-Metal Upper And Lower Blade Guards

V28™ WORK LIGHT (49-24-0185)

- Faceted Reflector Offers Bright Uniform Beam
- Compatible With Clip-Lok® Belt Attachment

V28™ 28 VOLT LITHIUM-ION BATTERIES (48-11-2830)

- Up To 2x Run-Time Of 18V NiCd Tools
- Lightweight – 28V Power With 18V NiCd Battery Weight
- Battery Fuel Gauge – Displays Remaining Run-Time
- No-Memory Effect

4 TOOL COMBO

0928-29

CATALOG NO.

DESCRIPTION

0928-29 Combo Kit Includes:

- 0719-20 V28™ Sawzall® Recip Saw
- 0724-20 V28™ 1/2" Hammer Driver/Drill
- 0730-20 V28™ 6-1/2" Circular Saw
- 49-24-0185 V28™ Work Light

CONTRACTOR BAG

48-55-3530

SHIP. WEIGHT

35.4 lbs.

3 TOOL COMBO

0928-23

0928-23 Combo Kit Includes:

- 0719-20 V28™ Sawzall® Recip Saw
- 0724-20 V28™ 1/2" Hammer Driver/Drill
- 49-24-0185 V28™ Work Light

48-55-3510

26.5 lbs.

STANDARD EQUIPMENT: 0928-29 ALSO INCLUDES- (2) 28 Volt Lithium-Ion Battery Packs 48-11-2830, Clip-Lok® System 42-70-5005, Side Handle 49-15-0400, #2 Phillips Bit 48-30-1520, 6-1/2" 24T Carbide-Tipped Blade 48-40-4108, Rip Fence 49-22-1001, 2-Pack Sawzall® Blades, One-Hour Lithium-Ion Charger 48-59-2801. **0928-23 ALSO INCLUDES-** (2) 28 Volt Lithium-Ion Battery Packs 48-11-2830, Clip-Lok® System 42-70-5005, Side Handle 49-15-0400, #2 Phillips Bit 48-30-1520, 2-Pack Sawzall® Blades, and One-Hour Lithium-Ion Charger 48-59-2801.



V18™ LITHIUM-ION SYSTEM





18
VOLT Li-ion

HEAVY-DUTY V18™ LITHIUM-ION 1/2" HAMMER DRIVER/DRILL AND COMBO KIT

1/2" Metal Ratcheting Chuck
With carbide jaws for superior gripping strength

Heavy-Duty 2-Speed Gear Box,
With all metal gears, delivers
0-450/0-1700 RPM; 0-7200/
0-27,200 BPM

High Power Motor
Delivers 550 in.-lbs of torque



Hammer Selector Ring
Provides quick shifts
between drill, drive
and hammer modes

**Comfortable Non-Slip
Soft-Grip** Reduces
vibration and fatigue

Reversible Battery pack
Provides optimum balance
and allows tool to fit in
tight areas

0824-24* (KIT)
• **HAMMER
DRIVER/DRILL**



V18™ 1/2" HAMMER DRIVER/DRILL (0824-20)

- High Power Motor Delivers 550 In.-Lbs. Of Torque
- Heavy-Duty 2-Speed Gear Box: 0-450/0-1700 RPM; 0-7200/0-27,200 BPM
- 1/2" Metal Ratcheting Chuck With Carbide Jaws For Superior Gripping Strength

V18™ SAWZALL® RECIP SAW (6515-20)

- Gear Protecting Clutch For Durability
- Variable Speed, 0-2700 SPM
- Keyless Quik-Lok™ Blade Clamp
- 1-1/8" Stroke For Extremely Fast Cutting

V18™ 6-1/2" CIRCULAR SAW (6310-20)

- 3200 RPM For Fast, Clean Cuts
- Electric Brake For Quick Blade Stops
- Easily Cuts All 2x Material At 45° Angle
- All-Metal Upper And Lower Blade Guards

V18™ WORK LIGHT (49-24-0165)

- Faceted Reflector Offers Bright Uniform Beam

V18™ 18 VOLT LITHIUM-ION BATTERIES (48-11-1830)

- Up to 50% more runtime!
- Lightweight – 25% Lighter than NiCd 18V batteries
- Battery Fuel Gauge – Displays Remaining Run-Time
- No-Memory Effect



0920-29 (KIT)
• **4-TOOL COMBO KIT**



CATALOG NO.

0920-29

DESCRIPTION

0920-29 Combo Kit Includes:

- 6515-20 V18™ Sawzall® Recip Saw
- 0824-20 V18™ 1/2" Hammer Driver/Drill
- 6310-20 V18™ 6-1/2" Circular Saw
- 49-24-0165 V18™ Work Light

CARRYING CASE

48-55-0950

SHIP. WEIGHT

35.5 lbs.

STANDARD EQUIPMENT: 0920-29 ALSO INCLUDES- (2) 18 Volt Lithium-Ion Battery Packs 48-11-1830, Side Handle 51-15-0405, #2 Phillips Bit 48-30-1520, 6-1/2" 24T Carbide-Tipped Blade 48-40-4108, Rip Fence 49-22-1001, 2-Pack Sawzall® Blades, One-Hour Lithium-Ion Charger 48-59-2818.

* **TOOL AVAILABLE WITHOUT BATTERY, CHARGER OR CASE. SEE "20" MODEL IN SPECIFICATIONS CHART BELOW**



SPECIFICATIONS

CATALOG NUMBER	VOLTS DC	CHUCK SIZE	BATTERY AMP-HRS	NO. OF BATTERIES INCLUDED	NO LOAD DRILL SPEED RPM		NO LOAD DRILL SPEED BPM		MAX. TQ. IN.-LBS.	LENGTH (INCHES)	NET WGT. LBS.	SHIP. WGT. LBS.
					HIGH	LOW	HIGH	LOW				
• 0824-20	18	1/2"	-	0	0-1700	0-450	0-27,200	0-7200	550	10-5/8	4.4 W/O BATTERY	6.6
0824-24 KIT	18	1/2"	3.0	2	0-1700	0-450	0-27,200	0-7200	550	10-5/8	6.2 W/ BATTERY	15.6

STANDARD EQUIPMENT: FOR 0824-20—Tool, Side Handle 51-15-0405 and Phillips Bit 48-30-1520. **FOR 0824-24**—Tool, Side Handle 51-15-0405, Phillips Bit 48-30-1520, (2) 18V Lithium-Ion Battery Packs 48-11-1830, One-Hour Lithium-Ion Charger 48-59-2818 and Impact Resistant Carrying Case 48-55-0935.

• Tool only, less battery, charger and case.



HEAVY-DUTY Lok-Tor® SERIES COMBO KITS



0922-23



0924-24

CATALOG NO.

DESCRIPTION

1/2" Hammer Driver/Drill,
Sawzall® Recip Saw,
& Work Light Combo Kit

1/2" Hammer Driver/Drill,
Sawzall–The Hatchet® Recip Saw,
Metal Cutting Circular Saw
& Work Light Combo Kit

HAMMER DRIVER/DRILL

0627-20

0627-20

SAWZALL® RECIP SAW

6515-20

6514-20

CIRCULAR SAW

N/A

6320-20

WORK LIGHT

49-24-0165

49-24-0165

18V NiCd BATTERY

(2) 48-11-2230

(2) 48-11-2230

1-HR NiCd CHARGER

48-59-0255

48-59-0255

CONTRACTOR BAG

48-55-3500

N/A

IMPACT RESISTANT CASE

N/A

48-55-0950

SHIP. WEIGHT

25.5 Lbs.

32.3 Lbs.

Also Includes: (2) Recip. Blades,
Side Handle, Clip-Lok® Belt Clip
and Screwdriver Bit.

Also Includes: (2) Recip. Blades,
6-1/2" Blade, Side Handle, Safety
Glasses, Hex Key, Clip-Lok® Belt Clip
and Screwdriver Bit.



0925-24



0926-24

CATALOG NO.

DESCRIPTION

1/2" Hammer Driver/Drill,
Sawzall Recip Saw,
Wood Cutting Circular Saw
& Work Light Combo Kit

1/2" Hammer Driver/Drill,
Sawzall–The Hatchet® Recip Saw,
Wood Cutting Circular Saw
& Work Light Combo Kit

HAMMER DRIVER/DRILL

0627-20

0627-20

SAWZALL® RECIP SAW

6515-20

6514-20

CIRCULAR SAW

6310-20

6310-20

WORK LIGHT

49-24-0165

49-24-0165

18V NiCd BATTERY

(2) 48-11-2230

(2) 48-11-2230

1-HR NiCd CHARGER

48-59-0255

48-59-0255

CONTRACTOR BAG

48-55-3530

N/A

IMPACT RESISTANT CASE

N/A

48-55-0950

SHIP. WEIGHT

32.3 Lbs.

33.7 Lbs.

Also Includes: (2) Recip. Blades,
6-1/2" x 24T Blade, Side Handle, Rip Fence
Guide, Hex Key, Clip-Lok® Belt Clip and
Screwdriver Bit.

Also Includes: (2) Recip. Blades,
6-1/2" x 24T Blade, Side Handle, Rip Fence
Guide, Hex Key, Clip-Lok® Belt Clip and
Screwdriver Bit.



18 VOLT **NiCd**

HEAVY-DUTY COMBO KIT ELEMENTS

See page numbers next to product descriptions for more details on individual tools.



CATALOG NO.	6515-20*	6514-20*	0627-20*
DESCRIPTION	SAWZALL® RECIP SAW (P. 23)	SAWZALL- THE HATCHET® RECIP SAW (P. 22)	HAMMER DRIVER/DRILL (P. 21)
VOLTS DC	18	18	18
LENGTH OF STROKE	1-1/8"	3/4"	—
STROKES PER MINUTE	0-2700	0-2700	—
NO LOAD BPM	—	—	0-25,500
SPEED RPM	—	—	0-1700 High / 0-500 Low
MAX TORQUE (IN.-LBS.)	—	—	495
OVERALL LENGTH	18-1/4"	20-1/4" (Straight) – 13" (Pivoted)	10-5/8"
NET WEIGHT (W/O BATTERY)	6.5 lbs.	5.6 lbs.	4.3 lbs.
SHIP WEIGHT	7.1 lbs.	6.0 lbs.	5.0 lbs.



CATALOG NO.	6310-20*	6320-20*
DESCRIPTION	6-1/2" CIRCULAR SAW (P. 24)	6-1/2" METAL CUTTING SAW (P. 24)
VOLTS DC	18	18
NO LOAD RPM	3200	3200
ARBOR SIZE	5/8"	5/8"
DEPTH OF CUT AT 90°	2-1/8"	2-1/8"
DEPTH OF CUT AT 45°	1-9/16"	—
DEPTH OF CUT AT 50°	1-13/32"	—
OVERALL LENGTH	12-3/4"	11.2"
NET WEIGHT (W/O BATTERY)	6.6 lbs.	6.43 lbs.
SHIP WEIGHT	8.1 lbs.	8.46 lbs.

* Tool only, less battery, charger and case.



CATALOG NO.	48-11-2230	48-59-0255	49-24-0165
DESCRIPTION	2.4 AMP-HR NiCd BATTERY (P. 34)	ONE-HOUR NiCd CHARGER (P. 35)	WORK LIGHT (P. 30) Spare bulb included



CATALOG NO.	48-55-0950	48-55-3500	48-55-3500
DESCRIPTION	IMPACT RESISTANT CARRYING CASE (P. 36)	HEAVY-DUTY CONTRACTOR BAG (P. 36)	HEAVY-DUTY CONTRACTOR BAG (P. 36)
INCLUDED WITH COMBO KIT NO.	0924-24 0926-24 0920-29	0922-23	0925-24



18 VOLT NiCd

HEAVY-DUTY
Lok-Tor® SERIES

1/2" HAMMER DRIVER/DRILLS AND DRIVER/DRILLS

NEW

0627-24* (KIT)

• 1/2" HAMMER DRIVER/DRILL KIT



495 IN.-LBS. MAX TORQUE

0-25,500 BPM

- **Powerful 18 Volt Motor**
Develops 495 In.-lbs. maximum torque.
- **18 Volt, 2.4 Amp-Hr Battery**
Delivers long run time and is compatible with all other MILWAUKEE slide-on style battery 18 volt products.
- **1/2" Metal Ratcheting Chuck With Carbide Jaws For Superior Grip Strength**
- **One-Hour NiCd Charger**
Charger is compatible with all Milwaukee 12V-18V NiCd batteries
- **Reversible Battery Pack**
Fits into tight work spaces and adjusts balance.
- **Two Speed Ranges:**
0-500 And 0-1700 RPM
- **Ergonomic Soft Finger Grip**
For Enhanced Comfort



0627-24 FEATURE

- 0-25,500 No Load BPM

CLIP-LOK® 42-70-5005 (service part only)

- **Back Of Clamp Is Large And Contoured To Distribute Load More Evenly – Eliminates Pressure Points**
- **Screw Holes Allow For Easy Attachment To Wall, Work Bench, Etc.**
- **Textured Clamping Areas Provide Better Grip Into Belt/Clothing**



NEW

0625-24* (KIT)

• 1/2" DRIVER/DRILL



495 IN.-LBS. MAX TORQUE

SPECIFICATIONS

CATALOG NUMBER	VOLTS DC	DRILL SPEED RPM		NO LOAD BPM	DRILL MAX. TQ. IN.-LBS.	BATTERY AMP-HRS	LENGTH (INCHES)	NET WGT. LBS.	SHIP. WGT. LBS.
		HIGH	LOW						
• 0627-20	18	0-1700	0-500	25,500	495	—	10-5/8	4.3 W/O BATTERY	5.0
0627-24 KIT	18	0-1700	0-500	25,500	495	2.4	10-5/8	6.7 W/ BATTERY	15.5
• 0625-20	18	0-1700	0-500	—	495	—	10-1/16	4.1 W/O BATTERY	4.8
0625-24 KIT	18	0-1700	0-500	—	495	2.4	10-1/16	6.5 W/ BATTERY	15.3

STANDARD EQUIPMENT: FOR 0627-24 AND 0625-24 – Tool, Two 18V NiCd Batteries 48-11-2230, 1-Hour NiCd Charger 48-59-0255, Clip-Lok® Belt Clip 42-70-5005, Screwdriver Bit 48-30-1520, Side Handle and Impact Resistant Carrying Case 48-55-0940.

* "Tool only" models include Clip-Lok® Belt Clip 42-70-5005, Side Handle and Screwdriver Bit 48-30-1520.

* TOOL AVAILABLE WITHOUT BATTERY, CHARGER OR CASE. SEE "-20" MODELS IN SPECIFICATIONS CHART BELOW



18 VOLT NiCd

HEAVY-DUTY SAWZALL-THE HATCHET® KITS




6514-21*



SAWZALL THE HATCHET® KIT

6-POSITION ROTATABLE HANDLE



EASILY FITS BETWEEN 16" CENTER STUDS

- **6-Position Pivoting Handle**** Allows User To Get Between Joists, Studs And Other Confined Spaces
- **Orbital Action Selector***** For Aggressive Wood Cutting
- **0-2,700 SPM**
- **3/4" Blade Stroke**
- **18 Volt, 2.4 Amp-Hr Battery**
Delivers long run time and is compatible with all other MILWAUKEE slide-on style battery 18 volt products.
- **One-Hour NiCd Charger**
Charger is compatible with 12V, 14.4V and 18V slide-on style batteries.
- **Reversible Battery**
Allows easier plunge cutting.
- **Counter Balanced Mechanism ①**
Reduces vibration.
- **Durable Slider-Crank Reciprocating Mechanism ②**
Withstands abrupt stalls and abusive job-site applications. Designed for compact size and efficiency for cordless applications to maximize run-time.
- **Heavy-Duty Milwaukee Motor ③**
- **Double-Walled Rotating-Handle Detents ④**
Provide extremely strong pivoting mechanism.
- **Metal Cam Lock ⑤**
Provides a firm hold in each pivoting position, particularly in high vibration.
- **25 Amp Marquardt Variable Speed Switch ⑥**
For greater user control and long life.
- **Heavy-Duty, Steel, Keyless Quik-Lok™ Blade Clamp** ⑦**
For fast easy blade changes. No hex key to lose or screws to strip. Accepts standard 1/2" shank Sawzall® blades.
- **Soft-Grip Handle Pad For Comfort And Secure Gripping ⑧**
- **All-Metal Gearcase ⑨**
- **Rugged, Keyless Adjustable Shoe** ⑩**
- **Orbit Adjustment Lever ⑪**
- **Replaceable Brushes ⑫**



**Patented
***Patent Pending

* **TOOL AVAILABLE WITHOUT BATTERY, CHARGER OR CASE. SEE "-20" MODELS IN SPECIFICATIONS CHART BELOW**

SPECIFICATIONS

CATALOG NUMBER	VOLTS DC	STROKES PER MINUTE	STROKE LENGTH	BATTERY CAPACITY AMP-HRS	LENGTH-STRAIGHT (IN.)	LENGTH-PIVOTED (IN.)	NET WGT. LBS.	SHIP. WGT. LBS.	
					(W/BATTERY PACK)				
• 6514-20	18	0-2700	3/4"	-	20-1/4	13	5.6	W/O BATTERY	6.0
6514-21	18	0-2700	3/4"	2.4	20-1/4	13	8.3	W/ BATTERY	17.3

STANDARD EQUIPMENT: For 6514-20 • -Tool Only. For 6514-21 - One 2.4 Amp-Hour Battery 48-11-2230, One-Hour NiCd Charger 48-59-0255, Super Sawzall® Blade 2-Pack 48-00-5031 & 48-00-5184 and Impact Resistant Carrying Case 48-55-3020.

• Tool only, less battery, charger and case.



18 VOLT **NiCd**

HEAVY-DUTY SAWZALL® KITS



6515-27* (KIT)



- Gear Protecting Clutch ⑧
- 1-1/8" Stroke For Fast Cutting ②
- Cuts Up To 90 2x4's On A Single Charge
- 18 Volt, 2.4 Amp-Hr Battery
Delivers long run time and is compatible with all other MILWAUKEE slide-on style battery 18 volt products. ⑤
- One-Hour NiCd Charger
Charger is compatible with 12V, 14.4V and 18V slide-on style batteries.
- Keyless Quik-Lok™ Blade Clamp **
For fast, easy blade change. ①
- Fully Serviceable Replaceable Brushes
- Accepts Standard 1/2" Shank Sawzall Blades
- Variable Speed Trigger, Lock-Off Switch ④
- Reverse The Blade For Cutting Upside Down In Confined Areas
- Pivot Shoe For Maximum Support Against Work Surface ⑦
- Rubber Boot For Soft Gripping Area
- Lock-off Switch ③
- Steel Wobble Plate Mechanism ** ⑥

**Patented



6515-99 (KIT)



- FIRE AND RESCUE KIT
- INCLUDES 10 AX™ DEMOLITION BLADES AND 10 TORCH® DEMOLITION BLADES



* TOOL AVAILABLE WITHOUT BATTERY, CHARGER OR CASE. SEE "-20" MODELS IN SPECIFICATIONS CHART BELOW

SPECIFICATIONS

CATALOG NUMBER	VOLTS DC	NO. OF BATTERIES INCLUDED	BATTERY CAPACITY AMP-HRS	LENGTH OF STROKE	STROKES PER MINUTE	OVERALL LENGTH (INCHES)	NET WGT. LBS.	SHIP. WGT LBS.
• 6515-20	18	0	—	1-1/8"	0-2700	18-1/4	6.5 W/O BATTERY	7.1
6515-27	18	1	2.4	1-1/8"	0-2700	18-1/4	8.3 W/ BATTERY	17.0
6515-99	18	2	2.4	1-1/8"	0-2700	18-1/4	8.3 W/ BATTERY	22.2

STANDARD EQUIPMENT: FOR 6515-20 • – Tool Only. **FOR 6515-27** – One-Hour NiCd Charger 48-59-0255, One 18 Volt 2.4 Amp-Hr NiCd Battery 48-11-2230, Super Sawzall® Two-Blade Pack 48-00-5031 & 48-00-5184 and Impact Resistant Carrying Case 48-55-3050. **FOR 6515-99** – One-Hour NiCd Charger 48-59-0255, Two 2.4 Amp-Hr 18 Volt NiCd Batteries 48-11-2230, Ax Blade Demolition Pack 48-00-5021 & 48-00-5026, Torch Blade Demolition Pack 48-00-5782 & 48-00-5787 and Impact Resistant Carrying Case 48-55-3050.

• Tool only, less battery, charger and case.



18 VOLT **Milwaukee**

HEAVY-DUTY CIRCULAR SAWS

6310-22*

• **FOR WOOD CUTTING APPLICATIONS**



EASY-TO-ADJUST BEVEL AND RIP FENCE KNOBS

RIGID AIRCRAFT ALUMINUM SHOE



6320-22*

• **FOR METAL CUTTING APPLICATIONS**



DURABLE NICKEL PLATED STEEL SHOE To protect against scratching

CLEAR GUARD WINDOW FOR EXCELLENT LINE OF SIGHT

PREMIUM BLADE FOR SMOOTH, BURR-FREE CUTTING.



ALL 18 VOLT CIRCULAR SAWS FEATURE

- **18 Volt, 2.4 Amp-Hr Battery**
Delivers long run time and is compatible with all other MILWAUKEE slide-on style battery 18 volt products.
- **One-Hour NiCd Charger**
Charger is compatible with 12V, 14.4V and 18V slide-on style batteries.
- **Electric Brake For Quick Blade Stops**
- **Powerful Milwaukee Motor With Replaceable brushes**
- **3200 RPM For Fast Cutting**
- **Ergonomic Cushion Grip D-Handle**
Keeps hands in comfortable position at all cutting depths.
- **All-Metal Upper And Lower Guards**
- **Superior Balance**
- **Large, Easy Access, Lower Blade Guard Lever**
- **Left Blade Provides The Best Line Of Sight**

6310-22 6-1/2" WOOD CUTTING CIRCULAR SAW FEATURES

- **Easily Cuts All 2X Material at 45° Bevel Angle**
- **Large 50° Bevel Capacity**

6320-22 6-1/2" METAL CUTTING CIRCULAR SAW FEATURES

- **Rugged Construction For Long, Trouble-Free Operation**
- **Spindle Lock And On-Board Hex Wrench For Easy Blade Change**
- **Common Materials Cut:**
Conduit, Copper Pipe, Metal Studs, Unistrut And 'C' Channel, Plunge Cut And Fabricating Metal Duct Work, Angle Iron, Angle Steel, Black Pipe, Galvanized Pipe, Aluminum



* **TOOL AVAILABLE WITHOUT BATTERY, CHARGER OR CASE. SEE "-20" MODELS IN SPECIFICATIONS CHART BELOW**

SPECIFICATIONS

CATALOG NUMBER	VOLTS DC	NO. OF BATTERIES INCLUDED	BATTERY CAPACITY AMP-HRS	NO LOAD RPM	ARBOR SIZE	DEPTH OF CUT AT 90°	DEPTH OF CUT AT 45°	DEPTH OF CUT AT 50°	LENGTH W/O BATTERY	LENGTH W/ BATTERY	NET WGT. LBS.	SHIP. WGT. LBS.
• 6310-20	18	0	—	3200	5/8"	2-1/8"	1-9/16"	1-13/32"	12-3/4"	15-1/2"	7.0 W/O BATTERY	8.1
6310-22	18	2	2.4	3200	5/8"	2-1/8"	1-9/16"	1-13/32"	12-3/4"	15-1/2"	9.1 W/ BATTERY	20.0
• 6320-20	18	0	—	3200	5/8"	2-1/8"	—	—	11-1/4"	14"	6.9 W/O BATTERY	8.5
6320-22	18	2	2.4	3200	5/8"	2-1/8"	—	—	11-1/4"	14"	8.9 W/ BATTERY	20.5

STANDARD EQUIPMENT: FOR 6310-20 — Includes Circular Saw and 6-1/2" 24-Tooth Blade 48-40-4108 and Allen Wrench 49-96-0080. **FOR 6310-22** — One-Hour NiCd Charger 48-59-0255, (2) 18 Volt 2.4 Amp-Hr. Batteries 48-11-2230, 6-1/2" 24-Tooth Blade 48-40-4108, Rip Fence Guide 49-22-1001, Allen Wrench 49-96-0080 and Impact Resistant Carrying Case 48-55-1490. **FOR 6320-20** — Blade 48-40-4015 and Safety Glasses. **FOR 6320-22**— Metal Saw 6320-20, Blade 48-40-4015, (2) 18 Volt 2.4 Amp-Hr. Batteries 48-11-2230, One-Hour NiCd Charger 48-59-0255, Safety Glasses and Impact Resistant Carrying Case 48-55-1490.

• Tool only, less battery, charger and case.



HEAVY-DUTY IMPACT WRENCHES

9078-22* (KIT)

- 3/4" SQUARE DRIVE WITH FRICTION RING AND THROUGH HOLE SOCKET RETENTION



**325
FT.-LBS.
MAX TORQUE**

(3900 IN.-LBS.)

9079-22* (KIT)

- 1/2" SQUARE DRIVE

9079-23 (KIT)

- 9079-22 VEHICLE CHARGER KIT



**240
FT.-LBS.
MAX TORQUE**

(2880 IN.-LBS.)

9099-23* (KIT)

- 7/16" HEX QUICK-CHANGE
- VEHICLE CHARGER KIT
- CONTRACTOR BAG INCLUDED



**270
FT.-LBS.
MAX TORQUE**

(3240 IN.-LBS.)

*TOOL AVAILABLE WITHOUT BATTERY, CHARGER OR CASE. SEE "-20" MODEL IN SPECIFICATIONS CHART BELOW

- Easily Removes And Tightens Lug Nuts On Vehicle Tires
- Handles Tough Equipment Applications
- 2.4 Amp-Hr NiCad Batteries Deliver Long Run Time

- Reversible Battery Pack Fits Into Cramped Work Spaces And Adjusts Balance



- One-Hour NiCd Charger (Models 9079-23 and 9099-23 includes vehicle charger)
- Variable Speed Switch For Maximum User Control, 0-1400 RPM
- Reversing Lever With Trigger Lock-Off Prevents accidental activation when moving tool with a bit installed.

- Soft-Grip Handle Pad For operator comfort and secure grip.
- Mid-Handle Design For Comfort And Balance

EXCLUSIVE 9078-22 FEATURES:

- 325 Ft.-Lbs. Maximum Torque
- 3/4" Square Drive With Friction Ring And Through Hole Socket Retention

9079-22 AND 9079-23 FEATURES

- 240 Ft.-Lbs Maximum Torque
- 1/2" Square Drive Flat End Pin Detent Socket Retainer Holds Sockets And Adapters More Securely
- Quick Change Round Head Detent Pin Conversion Kit 49-17-0410 Is Included

9099-23 FEATURES

- 270 Ft.-Lbs. Maximum Torque
- 7/16" Hex Quick-Change Dual Ball Bit Ball Holder
- Hanger Bracket With Solid Steel Ring For hanging on belts, climbing pegs and/or for lifting with rope and clasp.

ACCESSORIES

5" LENGTH 1/2" SQUARE DRIVE EXTENSION

- 48-95-5000 Adapts to 1/2" Square Drive. Provides 5" additional length where required for use with sockets.

ROUND END DETENT PIN RETAINER KIT

- 49-17-0410 Can be substituted for the flat end pin detent style retainer for easier socket changes.

1/2" SQUARE DRIVE HEX SOCKETS



- | | | | |
|------------|-------|------------|--------|
| 49-66-3080 | 1/2" | 49-66-3110 | 11/16" |
| 49-66-3090 | 9/16" | 49-66-3120 | 3/4" |
| 49-66-3100 | 5/8" | 49-66-3130 | 13/16" |

1/2" SQUARE DRIVE UNIVERSAL JOINT

- 48-03-0500 Fits 1/2" Square Drive and used with Hex Sockets to reach difficult places at various angles. Also allows clearance around obstructions.

1/2" SQUARE DRIVE TO 7/16" HEX ADAPTER

- 48-66-0061 Use with 7/16" hex shank auger bits, selffeed bits or other 7/16" hex shank accessories which have ball-retainer grooves.

SPECIFICATIONS

CATALOG NUMBER	VOLTS	MAX. TORQUE (FT.-LBS.)	MAX. TORQUE (IN.-LBS.)	RPM	IMPACTS PER MINUTE	LENGTH (INCHES)	NET WEIGHT (LBS.)	SHIP WEIGHT (LBS.)
• 9078-20	18	325	3900	0-1400	0-2150	11-3/4	6.8	7.5
9078-22	18	325	3900	0-1400	0-2150	11-3/4	9.2	18.0
• 9079-20	18	240	2880	0-1400	0-2150	11-3/4	6.6	7.3
9079-22	18	240	2880	0-1400	0-2150	11-3/4	9.0	17.8
9079-23	18	240	2880	0-1400	0-2150	11-3/4	9.0	17.8
• 9099-20	18	270	3240	0-1400	0-2200	12-1/4	7.1	8.0
9099-23	18	270	3240	0-1400	0-2200	12-1/4	7.1	18.5

STANDARD EQUIPMENT: FOR 9078-20* – Tool Only. FOR 9078-22 – Includes Tool, Two 18V NiCd Batteries 48-11-2230, 1-Hour NiCd Charger 48-59-0255, Two Socket Retaining Rings and Impact Resistant Carrying Case 48-55-9075. FOR 9079-20* – Tool Only. FOR 9079-22 – Includes Tool, Two 18V NiCd Batteries 48-11-2230, 1-Hour NiCd Charger 48-59-0255 and Impact Resistant Carrying Case 48-55-9075. FOR 9079-23 – Includes Tool, Two 18V NiCd Batteries 48-11-2230, Vehicle Charger 48-59-0186, Round End Detent Pin, and Impact Resistant Carrying Case 48-55-9075. FOR 9099-20* – Tool Only. FOR 9099-23 – Includes Tool, Two 18V NiCd Batteries 48-11-2230, Vehicle Charger 48-59-0186 and Heavy Duty Contractor Bag 48-55-3510.

- Tool only, less battery, charger and case.



18-28 VOLT Li-ion
12-18 VOLT NiCd
AC 120 VOLT

HEAVY-DUTY JOB SITE RADIO

CLEAR, POWERFUL SOUND SYSTEM



WITH 3-LEVEL PUNCH EQ™ BASS BOOST



NEW
49-24-0280



WORLD'S TOUGHEST RADIO!

- Rugged Construction – Withstands 8' Foot Drop to Concrete
- Up to 44 watt total system power for clear sound at all volume levels (22W x 2RMS @ 28V)
- 7 Channel Weather Band Receives N.O.A.A. Weather Broadcast (Where Available)
- Digital Tuner w/ 20 AM/FM Presets
- Steel Grill Protected 5-1/4" Weather Resistant Speakers With Separate Tweeters



- Operates On Standard AC Or Milwaukee 12, 14.4, 18 Or 28 Volt Slide-On Style Battery Packs
- 12 Volt Power Port Will Charge Cell Phone/Other Audio Devices
- Auxiliary Stereo Input Jack For CD, MP3 or Cassette Player
- Detachable Storage Bag on Back for Cell Phone, CD, MP3 Player Etc. Convenient hook & loop flap openings for routing of cell phone/CD/MP3 player cords.
- Directional, Flexible Antenna
- LCD Digital Clock Powered By 2-AA Batteries (Included)
- 10' Cord With Pass-Through Plug And Built In Cord Wrap
- Bumpers Absorb Impact Shock Caused From Accidental Drops Or Misuse
- Blow Molded Impact Resistant Base
- Steel Handle w/ Comfortable Soft Grip
- Easy To Adjust Knobs and Buttons



- Detachable Storage Bag on Back for Cell Phone, CD, MP3 Player Etc. Convenient hook & loop flap openings for routing of cell phone/CD/MP3 player cords.

SPECIFICATIONS

CATALOG NUMBER	VOLTS AC	VOLTS DC	NO. OF BATTERIES INCLUDED	HEIGHT	WIDTH	DEPTH	NET WGT. LBS.	SHIP WGT. LBS.
49-24-0280	120	12, 14.4, 18 or 28	0	15-3/4"	19-1/2"	10"	17.5	21.4



14.4 VOLT NiCd

HEAVY-DUTY IMPACT WRENCHES

9081-22* (KIT)

• 1/4" HEX DRIVE



GREAT FOR FASTENING

9082-22* (KIT)

• 3/8" SQUARE DRIVE HOG RING STYLE SOCKET RETENTION
• USE WITH 3/8" SOCKETS OR DRIVE SCREWS WITH 1/4" HEX ADAPTER (INCLUDED)



MOST VERSATILE TOOL!

9083-22* (KIT)

• 1/2" SQUARE DRIVE HOG RING STYLE



1404 IN.-LBS. MAX TORQUE

POWER, PERFORMANCE AND DURABILITY IN A COMPACT SIZE!

- Powerful Motor Up To 1404 In-Lbs Maximum Torque (Model No. 9083-20 and 9083-22).
- Produces Up To 3500 Impacts Per Minute
- 2.4 Amp-Hr Ni-Cad Batteries Deliver Maximum Run Time
- Reversible Battery Pack Fits Into Cramped Work Spaces And Adjusts Balance
- Variable Speed Switch For Maximum User Control, 0-2600 RPM
- Large, Easy To Operate Forward And Reverse Shuttle
- Heavy-Duty Die-Cast, Aluminum Gear Housing For Extra Durability
- Comfortable Soft-Grip Handle Pad
- One-Hour Universal Charger



ACCESSORIES



1/2" SQUARE DRIVE HEX IMPACT SOCKETS

49-66-3080	1/2"	49-66-3110	11/16"
49-66-3090	9/16"	49-66-3120	3/4"
49-66-3100	5/8"	49-66-3130	13/16"



3/8" SQUARE DRIVE HEX IMPACT SOCKETS

49-66-3201	5/16"	49-66-3250	10 MM
49-66-3205	3/8"	49-66-3255	12 MM
49-66-3210	7/16"	49-66-3260	13 MM
49-66-3215	1/2"	49-66-3265	14 MM
49-66-3220	9/16"	49-66-3270	15 MM

49-66-3225	3/8" 5-PC inch set
49-66-3275	3/8" 5-PC MM set

3/8" SQUARE DRIVE TO 1/4" HEX QUICK CHANGE ADAPTER



* TOOL AVAILABLE WITHOUT BATTERY, CHARGER OR CASE. SEE "-20" MODEL IN SPECIFICATIONS CHART BELOW

SPECIFICATIONS

CATALOG NUMBER	VOLTS	DRIVE SIZE	NO. OF BATTERIES INCLUDED	TORQUE (IN.-LBS.)	RPM	IMPACTS PER MINUTE	LENGTH (INCHES)	NET WEIGHT (LBS.)	SHIP WEIGHT (LBS.)
• 9081-20	14.4	1/4" HEX	0	740	0- 2600	0- 3300	7-1/2	2.5 W/O BATTERY	3.3
9081-22	14.4	1/4" HEX	2	740	0- 2600	0- 3300	7-1/2	4.4 W/ BATTERY	12.5
• 9082-20	14.4	3/8" SQUARE	0	1056	0- 2600	0- 3500	7-5/8	2.4 W/O BATTERY	3.3
9082-22	14.4	3/8" SQUARE	2	1056	0- 2600	0- 3500	7-5/8	4.3 W/ BATTERY	12.4
• 9083-20	14.4	1/2" SQUARE	0	1404	0- 2600	0- 3500	7-11/16	2.5 W/O BATTERY	3.3
9083-22	14.4	1/2" SQUARE	2	1404	0- 2600	0- 3500	7-11/16	4.4 W/ BATTERY	12.5

STANDARD EQUIPMENT: FOR 9081-20: Tool only. FOR 9081-22: Tool, Two 48-11-1024 14.4 Volt Battery Packs, 48-59-0255 Universal Charger and 48-55-3070 Impact Resistant Case. FOR 9082-20: Tool only. FOR 9082-22: Tool, 1/4" Hex Adapter 48-03-3630, Two 48-11-1024 14.4 Volt Battery Packs, 48-59-0255 Universal Charger and 48-55-3070 Impact Resistant Case. FOR 9083-20: Tool only. FOR 9083-22: Tool, Two 48-11-1024 14.4 Volt Battery Packs, 48-59-0255 Universal Charger and 48-55-3070 Impact Resistant Case.

• Tool only, less battery, charger and case.



14.4 VOLT **NiCd**

HEAVY-DUTY
Lok-Tor® SERIES
1/2" HAMMER DRIVER/DRILL
AND DRIVER/DRILL

NEW

0617-24 (KIT)

• **1/2" HAMMER DRIVER/DRILL KIT**



460 IN.-LBS. MAX TORQUE

0-25,500 BPM

- **Reversible Battery Pack**
Fits into tight work spaces and adjusts balance.
- **One-Hour NiCd Charger 48-59-0255**
- **Two Speed Ranges: 0-500 And 0-1700 RPM**
- **Powerful 14.4 Volt Motor**
Develops 460 In.-lbs. maximum torque.
- **1/2" Metal Ratcheting Chuck With Carbide Jaws For Superior Gripping Strength**
- **14.4 Volt, 2.4 Amp-Hr Battery**
Delivers more run time and is compatible with all other MILWAUKEE 14.4 volt products.
- **Side Handle Rotates 360° And Provides Ultimate User Control During High Torque Applications**
- **Ergonomic Soft Finger Grip For Enhanced Comfort**
- **20-Position Torque Adjustment**



NEW

0615-24 (KIT)

• **1/2" DRIVER/DRILL KIT**



460 IN.-LBS. MAX TORQUE

- 0617-24 FEATURE**
- **0-25,500 No Load BPM**

CLIP-LOK® 42-70-5005 (service part only)

- **Back Of Clamp Is Large And Contoured To Distribute Load More Evenly – Eliminates Pressure Points**
- **Screw Holes Allow For Easy Attachment To Wall, Work Bench, Etc.**
- **Textured Clamping Areas Provide Better Grip Into Belt/Clothing**



SPECIFICATIONS

CATALOG NUMBER	VOLTS DC	SPEED RPM HIGH	SPEED RPM LOW	NO LOAD BPM	DRILL MAX. TQ. IN.-LBS.	BATTERY CAPACITY A-HRS.	LENGTH INCHES	NET WGT. LBS.	SHIP. WGT. LBS.
0617-24	14.4	0-1700	0-500	0-25,500	460	2.4	10-5/8	6.1 W/ BATTERY	13.9
0615-24	14.4	0-1700	0-500	-	460	2.4	10-1/16	5.9 W/ BATTERY	13.7

STANDARD EQUIPMENT FOR 0617-24 – Tool w/Clip-Lok® System, Side Handle, Phillips Bit, (2) 14.4 Volt NiCd Battery Packs 48-11-1024, NiCd Charger 48-59-0255, and Impact Resistant Case 48-55-0930. **FOR 0615-24** – Tool w/Clip-Lok® System, Side Handle, Phillips Bit, (2) 14.4 Volt NiCd Battery Packs 48-11-1024, NiCd Charger 48-59-0255 and Impact Resistant Carrying Case 48-55-0930.



14.4 VOLT NiCd

HEAVY-DUTY 1/2" DRIVER/DRILLS

0612-22 (KIT) • 1/2" DRIVER/DRILL KIT



- **Reversible Battery Pack**
Fits into tight work spaces and adjusts balance.
- **One-Hour NiCd Charger**
- **Compact Tool Design And Weight Allows For Greater Control And Reduced Fatigue**
- **Exclusive Clip-Lok® System**
- **400/1400 RPM For Efficient Hole Drilling And Fastening**
- **390 In.-lbs. Torque For Drilling Larger Holes And Using Larger Bits**
- **Single-Sleeve, Ratcheting Chuck Provides Better Bit-Grip Strength**
- **Comfortable Soft-Grip Surfaces Maximize Comfort**



0612-26 KIT: WORK LIGHT FEATURES

- **Faceted Reflector Provides Bright Uniform Beam**
- **Long Life Xenon Bulb**
- **Patented Battery Protection Circuit Prolongs Battery Life**
- **Compatible With The Milwaukee Clip-Lok® System**

CLIP-LOK® 42-70-5005 (service part only)

- **Back Of Clamp Is Large And Contoured To Distribute Load More Evenly – Eliminates Pressure Points**
- **Screw Holes Allow For Easy Attachment To Wall, Work Bench, Etc.**
- **Textured Clamping Areas Provide Better Grip Into Belt/Clothing**



0612-26 (KIT) • 1/2" DRIVER/DRILL AND WORK LIGHT KIT • 1/2" SINGLE SLEEVE RATCHETING CHUCK • WORK LIGHT 49-24-0155



SPECIFICATIONS

CATALOG NUMBER	VOLTS DC	SPEED RPM HIGH	SPEED RPM LOW	DRILL MAX. TQ. IN.-LBS.	BATTERY CAPACITY A-HRS.	LENGTH INCHES	DRILL NET WGT. W/ BATTERY (LBS.)	SHIP. WGT. LBS.
0612-22	14.4	0-1400	0-400	390	1.7	9-1/8	4.7	12.0
0612-26	14.4	0-1400	0-400	390	1.7	9-1/8	4.7	12.8

STANDARD EQUIPMENT: FOR 0612-22: Tool w/Clip-Lok® System, (2) 14.4 Volt NiCd Battery Packs 48-11-1014, #2 Phillips Bit, NiCd Charger 48-59-0255, and Impact Resistant Carrying Case 48-55-0670.
FOR 0612-26: Tool w/Clip-Lok® System, (2) 14.4 Volt NiCd Battery Packs 48-11-1014, Work Light 49-24-0155, #2 Phillips Bit, NiCd Charger 48-59-0255, and Impact Resistant Carrying Case 48-55-0675.



HEAVY-DUTY WORK LIGHTS

28
VOLT
Li-ion

18
VOLT
Li-ion

18
VOLT
NiCd

14.4
VOLT
NiCd

12
VOLT
NiCd

49-24-0185

- ACCEPTS 28 VOLT "SLIDE-ON STYLE" MILWAUKEE BATTERIES

28
VOLT
Li-ion



- 140° Pivoting Head
- Faceted Reflector Provides Bright Uniform Beam
- Long Life Xenon Bulb
- Patented Battery Protection Circuit Prolongs Battery Life
- Compatible With The Milwaukee Clip-Lok® System (Not Included)
- 49-24-0185 For Use With Milwaukee 28 Volt Slide-On Style Battery and Chargers
- 49-24-0165 For Use With Milwaukee 18 Volt Slide-On Style Battery and Chargers
- 49-24-0155 For Use With Milwaukee 12 Volt and 14.4 Volt Slide-On Style Batteries and Chargers
- Spare Bulb Stored Under Lens Cap
- Battery Not Included

49-24-0165

- ACCEPTS 18 VOLT "SLIDE-ON STYLE" MILWAUKEE BATTERIES

18
VOLT
Li-ion

18
VOLT
NiCd



ACCESSORIES

LIGHT BULB REPLACEMENT

49-81-0040 For Work Light 49-24-0185.

49-81-0030 For Work Light 49-24-0165.

49-81-0020 For Work Light 49-24-0155.

49-24-0155

- ACCEPTS 12 OR 14.4 VOLT "SLIDE-ON STYLE" MILWAUKEE BATTERIES

14.4
VOLT
NiCd

12
VOLT
NiCd



HEAVY-DUTY CLIP-LOK® SYSTEM

- Belt Clip Allows For Convenient, Hands-Free Transportation
- One-Handed Load And Release Of Tool
- The Tool Securely "Locks" Onto The Belt
- Bit-Holder And Clip-Lok® Can Be Used On Either Side Of The Tool
- Ribs Grip Firmly To Secure Belt Clip To The Users' Belt

Belt clip ratchets closed to securely lock on to most belts or tool pouches.



CLIP-LOK® BELT CLIP

42-70-5005 Belt clip only.

CLIP-LOK® RECEIVER

43-72-0300 2-pack replacement clips. Mount to either side of Compact Series driver/drills.



SPECIFICATIONS

CATALOG NUMBER	VOLTS DC	BATTERY STYLE	BRIGHTNESS (LUX)	MAX. RUN TIME (MIN./CHARGE)	LENGTH (IN.)		NET WEIGHT (LBS.) W/O BATTERY	SHIP WEIGHT (LBS.)
					HEAD UP	HEAD DOWN		
49-24-0185	28	SLIDE-ON	365	300	11-1/8	9	1.03	1.35
49-24-0165	18	SLIDE-ON	365	180	11-1/8	9	1.03	1.35
49-24-0155	12/14.4	SLIDE-ON	284/360	150	11-1/8	9	1.03	1.35

STANDARD EQUIPMENT: FOR 49-24-0185, 49-24-0165 AND 49-24-0155: Work Light, 2-Clip-Lok® Receivers 43-72-0300, and 2 Work Light Bulbs



12 VOLT NiCd

HEAVY-DUTY 3/8" COMPACT SERIES DRIVER/DRILL



0602-22 (KIT)
 • DRIVER/DRILL KIT
 • 3/8" SINGLE-SLEEVE RATCHETING CHUCK




CLIP-LOK® SYSTEM-
 Belt clip, tool holder and bit holder, attaches to either side of the tool.

FEATURES CLIP-LOK® SYSTEM

Conveniently releases with a simple thumb release

- **Reversible Battery Pack**
Fits into tight work spaces and adjusts balance.
- **One-Hour NiCd Charger**
- **Compact And Lightweight Design** For Greater Control And Reduced Fatigue
- **0-400/0-1400 RPM** For Efficient Hole Drilling And Fastening
- **Single-Sleeve, Ratcheting Chuck** Provides Better Bit-Grip Strength
- **Comfortable Soft-Grip Surfaces** Maximize Comfort





HEAVY-DUTY CLIP-LOK® SYSTEM


- **Belt Clip Allows For Convenient, Hands-Free, Transportation Of The Drill And Provides A Convenient Place To Position The Tool**
- **One-Handed Load And Release Of Tool**
- **The Tool Securely "Locks" Onto The Belt**
- **Bit-Holder And Clip-Lok® Can Be Used On Either Side Of The Tool**
- **Ribs Grip Firmly To Secure Belt Clip To The Users' Belt**

Belt clip ratchets closed to securely lock on to most belts or tool pouches.



CLIP-LOK® BELT CLIP
 42-70-5005 Belt clip only.

CLIP-LOK® RECEIVER
 43-72-0300 2-pack replacement clips. Mount to either side of Compact Series driver/drills.



SPECIFICATIONS

CATALOG NUMBER	VOLTS DC	SPEED RPM HIGH	SPEED RPM LOW	DRILL MAX. TQ. IN.-LBS.	BATTERY CAPACITY A-HRS.	LENGTH INCHES	NET WGT. LBS. W/ BATTERY	SHIP. WGT. LBS.
0602-22	12	0-1400	0-400	280	1.3	8-11/16	4.3	11.3

STANDARD EQUIPMENT: FOR 0602-22: 3/8" Driver/Drill, (2) 12 Volt NiCd Battery Packs 48-11-1967, Clip-Lok® System, #2 Phillips Bit, NiCd Battery Charger, and Impact Resistant Carrying Case 48-55-0670.



14.4 VOLT
MiCco

HEAVY-DUTY CAULK & ADHESIVE GUNS

FOR AUTO GLASS INSTALLERS, ROOFERS, BUILDING CONTRACTORS, CABINET MAKERS, CARPET LAYERS AND OTHER CAULKING

6562-21

- 10 OZ. SIZE
- HIGH FORCE



6562-23

- QUART SIZE
- MANUAL CLUTCH RELEASE FOR RAPID LOADING OF MATERIAL



6562-24

- 20 OZ. SIZE- "SAUSAGE FORMAT"



DRAMATICALLY REDUCES USER FATIGUE WHEN COMPARED TO MANUAL APPLICATION

6562-21, 6562-23 AND 6562-24 FEATURES:

- **Long Run Time** – Expels over 185 (10 oz.) Tubes of Latex Per Battery Charge
- **Bead control**
Two tiers of speed control for optimal bead application: speed dial to set the speed range and variable speed trigger for fine tuning the pushing speed.
- **Powerful** – 620 lbs. of pushing force easily handles high viscosity materials such as windshield urethanes
- **Interchangeable front-ends**
Works with: Standard caulk tubes, quart size sub-flooring adhesive, or sausage-packaged materials.
- **All metal gear transmission**
Easily handles high pushing force and provides long life.
- **Carriage Swivels 360°**
For easy caulking around corners and hard to reach areas (models 6562-21/23 only).
- **Reversible Battery Pack**– Exclusive to Milwaukee shifts weight and allows the operator to get into confined spaces
- **Auto Reverse**
Stops material from expelling when trigger is released, keeping work area clean.

SPECIFICATIONS

CATALOG NUMBER	VOLTS DC	MAX. NO LOAD PUSH SPEED (IN. PER MIN.)	CARRIAGE	LENGTH	NET WGT. (LBS.)	SHIP. WGT. (LBS.)	STANDARD EQUIPMENT FOR 6560-20
6562-21	14.4	23	10 OZ.	18-1/2"	5.7	7.9	FOR 6562-21: 14.4V Caulk Gun, 10oz. Carriage 48-08-1075, Plunger Rod 49-52-0600, Battery Pack 48-11-1014 and NiCd Charger 48-59-0255.
6562-23	14.4	23	QUART SIZE/30 OZ.	22-3/8"	6.8	8.7	FOR 6562-23: 14.4V Caulk Gun, Quart Size Carriage 48-08-1080, Plunger Rod 49-52-0650, Battery Pack 48-11-1014 and NiCd Charger 48-59-0255.
6562-24	14.4	23	SAUSAGE PACK TYPE/20 OZ.	23-7/8"	6.2	8.4	FOR 6562-24: 14.4V Caulk Gun, 20oz. Sausage Style Carriage 48-08-1090, Plunger Rod 49-52-0660, Battery Pack 48-11-1014 and NiCd Charger 48-59-0255.

ACCESSORIES

CAULK GUN ACCESSORIES FOR INTERNAL THREAD ROD MODELS

48-08-1075 10 Oz. Cartridge Carriage (w/ Plunger)



48-08-1085 10 Oz. Sausage Barrel (w/ Plunger & 2 Nozzles)



49-52-0600 10 Oz. Plunger Rod



48-08-1080 Quart Cartridge Carriage (w/ Plunger)



49-52-0650 Plunger Rod (Fits Quart Models)



48-08-1090 20 Oz. Sausage Barrel (w/ Plunger & 2 Nozzles)



49-52-0660 Plunger Rod (Fits Quart & 20 Oz. Models)





HEAVY-DUTY SCREWDRIVERS

SINGLE SPEED MODELS: 190 RPM

6539-6

- 3-PIECE BIT SET



6540-1 (KIT)

- INCLUDES 8-PIECE 1/4" HEX DRIVE BIT SET NO. 48-30-0101



ADJUSTABLE TWO POSITION HANDLE

- For Comfort And Convenience In Tight Locations
- Lightweight Screwdriver Is Ideal For Installers, Assembly Line Workers, Electricians, Auto Mechanics And General Home Maintenance.
- Two Position Handle Bends For A Better Grip In Higher Torque Applications And To Fit In Tighter Spaces
- Forward/ Reverse Button With Switch Lock Feature
- 12 Volt Automotive Charger Optional

2-SPEED MODELS: 400/200 RPM

6546-6

- 3-PIECE BIT SET



6547-1 (KIT)

- INCLUDES 8-PIECE 1/4" HEX DRIVE BIT SET NO. 48-30-0101



6538-1, 6539-6 AND 6540-1 FEATURES:

- Compact, Light Weight And Durable Unit Has A Six Position Clutch To Tighten From 5 To 22 In-lbs
- Single No Load Speed 190 RPM

6545-6, 6546-6, 6547-1 AND 6547-22 FEATURES:

- Compact, Light Weight And Durable Unit Has A Six Position Clutch To Tighten From 3.5 To 26 In-lbs
- Two Speed 400/200 RPM

SPECIFICATIONS

MAXIMUM TORQUE (IN.-LBS.)

CATALOG NUMBER	VOLTS DC	SPEED RPM	DIAMETER	POSITION 1-2	POSITION 3-4	POSITION 4-5	POSITION 6	LENGTH (IN.)	NET WGT. (LBS.)	SHIP. WGT. (LBS.)
6538-1	2.4	190	1.4"	5 IN.-LBS.	12 IN.-LBS.	16 IN.-LBS.	22 IN.-LBS.	9	.60 W/O BATTERY	1.0
6539-6	2.4	190	1.4"	5 IN.-LBS.	12 IN.-LBS.	16 IN.-LBS.	22 IN.-LBS.	9	.88 W/ BATTERY	2.8
6540-1	2.4	190	1.4"	5 IN.-LBS.	12 IN.-LBS.	16 IN.-LBS.	22 IN.-LBS.	9	.88 W/ BATTERY	4.9
6545-6	2.4	400/200	1.4"	3.5 IN.-LBS.	10.5 IN.-LBS.	17.5 IN.-LBS.	26 IN.-LBS.	9-3/8	.61 W/O BATTERY	2.8
6546-6	2.4	400/200	1.4"	3.5 IN.-LBS.	10.5 IN.-LBS.	17.5 IN.-LBS.	26 IN.-LBS.	9-3/8	.89 W/ BATTERY	2.8
6547-1	2.4	400/200	1.4"	3.5 IN.-LBS.	10.5 IN.-LBS.	17.5 IN.-LBS.	26 IN.-LBS.	9-3/8	.89 W/ BATTERY	4.9
6547-22	2.4	400/200	1.4"	3.5 IN.-LBS.	10.5 IN.-LBS.	17.5 IN.-LBS.	26 IN.-LBS.	9-3/8	.89 W/ BATTERY	5.2

STANDARD EQUIPMENT: FOR 6538-1 • – Single Speed Screwdriver. FOR 6539-6 – 6538-1 Screwdriver, 48-30-1510 #1 Phillips Bit, 48-30-1520 #2 Phillips Bit, 48-30-0500 6-7 Slotted Bit, 2.4 Volt Battery Pack and 120 Volt AC One-Hour Battery Charger. FOR 6540-1 – Same as 6539-6 Plus 1/4" Chuck Attachment with Key 49-22-1560, 8-Piece Driver/Drill Bit Set and Impact Resistant Carrying Case. FOR 6545-6 • – Two Speed Screwdriver. FOR 6546-6 – Two Speed Screwdriver, 48-30-1510 #1 Phillips Bit, 48-30-1520 #2 Phillips Bit, 48-30-0500 6-7 Slotted Bit, 2.4 Volt Battery Pack, and 120 Volt AC One-Hour Battery Charger. FOR 6547-1 – Same as 6546-6 Plus 1/4" Chuck Attachment with Key 49-22-1560, 8-Piece Driver/Drill Bit Set and Impact Resistant Carrying Case. FOR 6547-22 – Two Speed Screwdriver, Two 48-11-0100 2.4 Volt Battery Packs, 48-59-0300 One-Hour Battery Charger, 1/4" Chuck Attachment with Key, 6F-7R Slotted Bit, #1 Phillips Bit, #2 Phillips Bit, 1/4" Sq. Socket Driver, Drill Bits (1/8", 3/16", 1/4") and Impact Resistant Carrying Case.

• Unit Sold Less Battery Pack. Specifications Shown With Battery.

ACCESSORIES



2.4 VOLT CORDLESS TOOLS

	CAT. NO.
NI-CAD BATTERY	48-11-0100
1-HOUR CHARGER	48-59-0300
VEHICLE CHARGER	48-59-0181
IMPACT RESISTANT CARRYING CASE	48-55-0798
CHUCK & KEY	49-22-1560
KEY ONLY	48-66-3350

HEAVY-DUTY "SLIDE-ON STYLE" BATTERIES

NEW					
CATALOG NO.	48-11-1830	V18 LITHIUM-ION	48-11-2830	48-11-2230	48-11-2232
DESCRIPTION	18V Li-Ion 3.0 Ahr BATTERY Up to 50% longer run time than NiCd 18V		28V Li-Ion 3.0 Ahr BATTERY 28V Power at 18V Battery Weight! Up to 2X the run time of 18V!	18V NiCd 2.4 Ahr BATTERY Compatible with 18V products listed below.	18V NiCd 2.4 Ahr BATTERY VALUE TWO-PACK Two 48-11-2230 batteries in a single pack.
TOOLS COMPATIBLE WITH:	All 18V Milwaukee Interface Tools and Work Lights except: 6516-20 • 6516-21 • 6516-22 • 6516-23 • 1108-20 • 1108-21 • 3108-21 • 5364-20 • 5364-21		ALL 28V Tools and Work Lights	All 18V Milwaukee Interface Tools and Work Lights except: 6516-20 • 6516-21 • 6516-22 • 6516-23 • 1108-20 • 1108-21 • 3108-21 • 5364-20 • 5364-21	
CATALOG NO.	48-11-1024		48-11-1014	48-11-1970	48-11-1967
DESCRIPTION	14.4V NiCd 2.4 Ahr BATTERY Compatible with 14.4V products listed below.		14.4V NiCd 1.7 Ahr BATTERY Compatible with 14.4V products listed below.	12V NiCd 2.4 Ahr BATTERY Compatible with 12V products listed below.	12V NiCd 1.3 Ahr BATTERY Compatible with 12V products listed below.
TOOLS COMPATIBLE WITH:	All 14.4V Milwaukee Slide-On Interface Tools and Work Light		All 14.4V Milwaukee Slide-On Interface Tools and Work Light	All 12V Milwaukee Slide-On Interface Tools and Work Light	All 12V Milwaukee Slide-On Interface Tools and Work Light
CATALOG NO.	49-17-0130				
DESCRIPTION	BATTERY HOLSTER * Provides contractor the ability to carry an extra battery. Fits all Milwaukee 12-18V "slide-on" style batteries. Metal belt clip and a belt loop that fits belts up to 3" wide. Velcro strap keeps holster securely closed..				

HEAVY-DUTY 12, 9.6, & 7.2 VOLT TOOL ACCESSORIES

12 VOLT CORDLESS TOOLS	CAT. NO.	TOOL MODELS	12 VOLT CORDLESS TOOLS CONT.	CAT. NO.	TOOL MODELS
1.7 A-H SUPER-TOUGH NI-CAD BATTERY	48-11-0200	0407-6, 0407-22, 0415-20, 0415-21,	12V WORK LIGHT	49-24-0100	
3.0 A-H FAT PACK NI-CAD BATTERY	48-11-0300	0415-23, 9057-6, 9058-6	WORK LIGHT BULB REPLACEMENT	49-81-0010	On Work Light 49-24-0100.
12 volts, 3 amp-hr delivers maximum run time. Get 18 volt run time from your Milwaukee 12 volt tool. Compatible with all 12 volt Milwaukee cordless tools, except Power-Plus models.					
SUPER CHARGER II	48-59-0192		9.6 VOLT CORDLESS TOOLS		
AUTO CHARGER	48-59-0172		NI-CAD BATTERY	48-11-0080	
IMPACT RESISTANT CARRYING CASE	48-55-0240	0407-6, 0407-22, 0415-20, 0415-21	SUPER CHARGER II	48-59-0192	
IMPACT RESISTANT CARRYING CASE	48-55-1910	0478-6	AUTO CHARGER	48-59-0172	
IMPACT RESISTANT CARRYING CASE	48-55-9055	9057-6, 9058-6	IMPACT RESISTANT CARRYING CASE	48-55-0220	All MILWAUKEE
STEEL CARRYING CASE	48-55-9060	0422-6	STEEL CARRYING CASE	48-55-1575	9.6 volt drills
STEEL CARRYING CASE	48-55-9090	0431-6, 0436-6, 0446-6	KEYLESS CHUCK	48-66-0360	
STEEL CARRYING CASE	48-55-1575	0407-6, 0415-20, 0415-21	BATTERY HOLSTER	49-17-0243	
KEYLESS CHUCK	48-66-0400	0422-6	7.2 VOLT CORDLESS TOOLS		
KEYLESS CHUCK	48-66-0390	All 3/8" applications.	NI-CAD BATTERY	48-11-0130	
KEYLESS CHUCK	48-66-0360		IMPACT RESISTANT CARRYING CASE	48-55-0520	
BATTERY HOLSTER	49-17-0244	0401-6, 0407-6, 0415-20, 0415-21, 0415-23, 0422-6, 0430-1, 0431-6, 0436-6, 0446-6, 0478-6, 9057-6, 9058-6	KEYLESS CHUCK	48-66-0360	All MILWAUKEE
			AUTO CHARGER	48-59-0172	7.2 volt drills
			SUPER CHARGER II	48-59-0192	
			BATTERY ADAPTER*	48-03-2600	
			Adapts the Milwaukee "Tower" battery style tools to be compatible with the Milwaukee 12 or 14.4 volt slide-on style batteries. Works with slide-on style battery models: 48-11-1900, 48-11-1950, 48-11-1000, 48-11-1024 *Patented		

HEAVY-DUTY BATTERY CHARGERS

UNIVERSAL Li-ion/NiCd CHARGER



CATALOG NO. 48-59-2818
DESCRIPTION ONE-HOUR Li-ion/NiCd CHARGER
 Charges ALL Milwaukee 18-28 Volt battery packs.
COMPATIBLE WITH: All 18-28 Volt Milwaukee Batteries

ONE-HOUR UNIVERSAL CHARGER 48-59-2818

- **Compatible with all Milwaukee 18-28 Volt Li-ion/NiCd batteries**
- **Progressive Charge Indication** – Battery LED’s light-up incrementally as the battery is charged. Provides quick feedback on current charge level of battery pack.
- **Temperature Protection Circuitry** – Optimizes the charge rate in extreme temperatures to extend battery life.
- **High Visibility 360° LED** – Indicates charging status from across the room.
- **Rubberized Feet** – Keeps charger in place on slick surfaces.
- **Pass-Through Plug** – Conserves valuable outlet space on the job site.
- **Encapsulated Circuit Board for Extreme Durability** – Protects electronics from debris, moisture, and impact.
- **Generator, inverter and long extension cord ready** – due to wide input voltage range of AC charger

NiCd CHARGERS



CATALOG NO. 48-59-0255
DESCRIPTION ONE-HOUR NiCd CHARGER
 Charges ALL Milwaukee “Slide-On Style” batteries.
COMPATIBLE WITH: All 18, 14.4 and 12 Volt Milwaukee “Slide-On Style” batteries.



CATALOG NO. 48-59-0186
DESCRIPTION ONE-HOUR NiCd VEHICLE CHARGER
 Plugs into vehicle’s cigarette lighter.
 Charges ALL Milwaukee “Slide-On Style” batteries.
COMPATIBLE WITH: All 18, 14.4 and 12 Volt Milwaukee “Slide-On Style” batteries.

ONE HOUR NiCd CHARGERS

48-59-0255 AND 48-59-0186


- **Temperature Protection Circuitry** – Optimizes the charge rate in extreme temperatures to extend battery life.
- **Maximizing Battery Pack Life**
 - Do Not Deeply Discharge Battery
 - Store Batteries In Cool Places

48-59-0255

- **Generator, Inverter And Long Extension Cord Ready - Due To Wide Input Voltage Range Of AC Charger**
- **2-Step Charging Performance**
 - 1) 1 Hour Fast-Charge Mode
 - 2) Maintenance Mode - Keeps The Battery Pack Fully Charged While On Charger



CATALOG NO. 48-59-0260
DESCRIPTION NiCd MULTI-BAY CHARGER
 Charges ALL Milwaukee “Slide-On Style” batteries.
See copy at right for more details!
COMPATIBLE WITH: All 18, 14.4 and 12 Volt Milwaukee “Slide-On Style” batteries.



NiCd MULTI-BAY CHARGER 48-59-0260

- 1 **Compatible with all Milwaukee 18, 14.4 and 12 volt NiCd “slide-on style” batteries**
- **Charge up to three battery packs in 45 minutes or less**
- **Micro-Controlled Top-Off Conditioning Mode Maximizes Run Time Automatically During Each Charge Cycle**
- **Generator, Inverter And Long Extension Cord Ready - Due To Wide Input Voltage Range Of AC Charger**
- 2 **9' Cord With Pass Through Plug**
- 3 **High Visibility 360° LED** – Indicates charging status from across the room.
- 4 **Convenient Cord Wrap Also Acts As A Shock Absorber If The Unit Is Tipped Or Dropped**
- **Durable Construction Protects The Charger In Harsh Job Site Environment** – Impact resistant base provides ultimate protection in job site conditions.
- **Withstands 8' Drop To Concrete** – (With battery packs attached.)



HEAVY-DUTY 28, 18, 14.4 AND 12 VOLT CONTRACTOR BAGS AND CARRYING CASES

HEAVY-DUTY CONTRACTOR BAGS

Made of tough, water resistant, 600 denier material. Provides extra storage for job-site tools and accessories, shoulder strap with all-metal hooks for durability. 5 different sizes.




CATALOG NO.	48-55-3490	48-55-3500	48-55-3510	48-55-3530	48-55-3525
DESCRIPTION	HEAVY-DUTY CONTRACTOR BAG	HEAVY-DUTY CONTRACTOR BAG	HEAVY-DUTY CONTRACTOR BAG	HEAVY-DUTY CONTRACTOR BAG	HEAVY-DUTY SPORTSMEN'S CAMO BAG
SIZE	17"l x 9"w x 10"h	20.5"l x 9"w x 8"h	18"l x 11"w x 10"h	24.5"l x 13"w x 14"h	21"l x 11"w x 10"h Mossy Oak® camo pattern.

HEAVY-DUTY IMPACT RESISTANT CARRYING CASES



CATALOG NO.	48-55-0935	48-55-1490	48-55-0719	48-55-0729	48-55-0779
DESCRIPTION	V28™ HAMMER-DRILL IMPACT RESISTANT CARRYING CASE	V28™ CIRCULAR SAW IMPACT RESISTANT CARRYING CASE	V28™ SAWZALL® RECIP SAW IMPACT RESISTANT CARRYING CASE	V28™ BAND SAW IMPACT RESISTANT CARRYING CASE	V28™ IMPACT WRENCH IMPACT RESISTANT CARRYING CASE
USE WITH TOOL NO.:	0724-24	0730-22 • 6310-22 • 6320-22	0719-22	0729-21	0779-22



CATALOG NO.	48-55-3000	48-55-9075	48-55-0675	48-55-0940
DESCRIPTION	IMPACT RESISTANT CARRYING CASE (LARGE)	IMPACT RESISTANT CARRYING CASE (SMALL)	IMPACT RESISTANT CARRYING CASE (SMALL)	IMPACT RESISTANT CARRYING CASE
USE WITH TOOL NO.:	6515-23 • 6515-24 6515-26 • 0901-24	All 18 Volt Impact Wrenches	Driver/Drill 0612-26 and WorkLight Combo Kit	All 18 and 14.4 Volt Lok-Tor™ Driver/Drills and Hammer-Driver/Drills




CATALOG NO.	48-55-0950	48-55-0670	48-55-3070	48-55-3050
DESCRIPTION	IMPACT RESISTANT 4PK COMBO KIT CARRYING CASE	IMPACT RESISTANT CARRYING CASE	IMPACT RESISTANT CARRYING CASE	IMPACT RESISTANT D-HANDLE CARRYING CASE
USE WITH TOOL NO.:	0627 • 0625 • 6514 6515 • 6310 • 6320 • 49-24-0165	Driver/Drills 0602-22 and 0612-22.	All 14.4 Volt Impact Wrenches.	All 18 Volt D-Handle Tools 5361-24 • 1109-24 • 3109-24

HEAVY-DUTY CORDLESS DRILL CHUCKS

FITS ALL COMPETITIVE MODELS WITH SAME THREAD SIZE

	CHUCK CATALOG NUMBER	CAPACITY	THREAD SIZE	DESCRIPTION	MILWAUKEE CORDLESS TOOLS COMPATIBLE WITH
12 VOLT NiCd	 48-66-0360	3/8"	3/8"-24	Plastic 2-Sleeve	0502-02
	 48-66-1250	3/8"	3/8"-24	Plastic 1-Sleeve	0602-22
	 48-66-1530	3/8"	3/8"-24	Metal 2-Sleeve	0502-02
	 48-66-1400	1/2"	1/2"-20	Plastic 2-Sleeve	0501-02
14.4 VOLT NiCd	 48-66-1400	1/2"	1/2"-20	Plastic 2-Sleeve	0511-21
	 48-66-0420	1/2"	3/8"-24	Plastic 2-Sleeve	0512-21
	 48-66-1270	1/2"	3/8"-24	Plastic 1-Sleeve	0612-22
	 48-66-1375	1/2"	1/2"-20	Metal 2-Sleeve	0513-21, 0514-20, 0516-20
	 48-66-1575	1/2"	1/2"-20	Metal 1-Sleeve	0614-20, 0615-20, 0616-20, 0617-20
	 48-66-1400	1/2"	1/2"-20	Plastic 2-Sleeve	0521-20, 0523-20
18 VOLT NiCd	 48-66-1375	1/2"	1/2"-20	Metal 2-Sleeve	0522-20, 0524-20, 1109-20, 3109-20
	 48-66-1575	1/2"	1/2"-20	Metal 1-Sleeve	0622-20, 0624-20, 0625-20, 0627-20
	 48-66-1575	1/2"	1/2"-20	Metal 1-Sleeve	0724-20

- **1/2" Metal Ratcheting Chuck with Carbide Jaws**
For superior gripping strength.
- **Ratcheting Action Prevents The Bit From Slipping**



Carbide Tipped Jaws Provide Unmatched Gripping Strength



48-66-1575 Lok-Tor® Chuck
Knurled Sleeve Provides A Comfortable, Durable Gripping Area

HEAVY-DUTY INDUSTRIAL WORK CARTS



48-60-5010
Trade Titan Open Cart



Loaded Cart
(Accessories Sold Separately)



48-60-5015
Trade Titan Cabinet Cart



Loaded Cart
(Accessories Sold Separately)

See Interactive Demo



at www.milwaukeseetool.com

CATALOG NUMBER	DESCRIPTION	WEIGHT (LBS.)	DIMENSIONS (LxWxH (IN.))	LOAD RATING (LBS.)	FEATURES
48-60-5010	Trade Titan™ Industrial Work Cart	100	13.5 x 52 x 27.5	600	Heavy Duty Mobility <ul style="list-style-type: none"> • Heavy duty structural foam, through bolted construction • Steel reinforced base deck • Industrial grade 6" x 2" rubber casters with total lock brakes • Non-marking, round rubber tread for smooth, quiet performance • 4" x 4-1/2" steel top caster plate and heavy duty 1/2" axles • 26" cart width easily fits through standard doorways
48-60-5015	Trade Titan™ Industrial Work Cart with Locking Cabinet	120	16.5 x 52 x 27.5	750	

Organized Storage/Security

- Dedicated storage areas for frequently used tools like a cordless drill and pipe benders.
- Large open storage area with a 4-1/2" sidewall keeps fasteners, fittings and small parts boxes secure and organized.
- Large cabinet and drawer for secure storage.
- Hooks to store extension cords, hoses and a Job Site radio.
- Heavy-duty cabinet latch and drawer can each be secured with a standard padlock.

Versatility / Productivity

- Extended front deck accepts trade accessories to customize cart for specific work applications
- With a large 16" x 16" worksurface and a material cutting groove at a 38" work height, fabrication and cutting operations are comfortable and secure.
- A 6' ladder can be vertically stored on the extended front deck while still allowing the cart to pass through a standard 80" doorway.
- Nine stake holes in the top deck accept 3/4" conduit so that the user can create a pipe cart or a bar to mount plans from standard building material.

48-60-5010 AND 48-60-5015 Include: Two (2) Industrial Grade 6" x 2" Swivel Casters with Total Lock Brake and two (2) Industrial Grade 6" x 2" Rigid Casters. Cord/Radio hooks.

HEAVY-DUTY INDUSTRIAL WORK CART ACCESSORIES



CATALOG NUMBER	DESCRIPTION	WEIGHT (LBS.)	DIMENSIONS (LxWxH (IN.))	FEATURES
48-60-5100	Trade Titan™ Removable Wire Spool Rack	9.5	17 x 8 x 25	<ul style="list-style-type: none"> • The Removable Wire Spool Rack has three (3) heavy duty wire caddies that each hold up to one (1) network or four (4) 500' spools of 12 AWG wire. These caddies allow wire to be pulled when they are mounted to the cart or with the wire caddy on the floor. • Construction: Steel caddies and mounting rack



48-60-5105	Trade Titan™ Tank and Extinguisher Kit	4.5	17 x 8 x 3	<ul style="list-style-type: none"> • The Heavy Duty Tank and Fire Extinguisher Mounting Kit allows up to two (2) 'B' size Acetylene tanks and (1) 20 lb fire extinguisher to be securely mounted to the front of the cart. • Construction: Steel extinguisher bracket, rubber straps, plastic tank bracket with heavy-duty strap
------------	--	-----	------------	--



48-60-5110	Trade Titan™ 2-1/2" Chain Vise	9.5	7 x 9 x 9	<ul style="list-style-type: none"> • The Heavy Duty 2-1/2" Chain Vise mounts in line to the molded in material cutting groove for applications that require material to be secured. • Construction: Cast iron vise, heavy-duty steel mounting plate
------------	--------------------------------	-----	-----------	---



48-60-5115	Trade Titan™ Industrial Grade 6" x 2" Caster Set	19.5	15.5 x 13.5 x 5	<ul style="list-style-type: none"> • Includes (2) swivel casters and (2) rigid casters • Total lock brakes on swivel casters lock swivel and rotation • Non-marking, debris rejecting round rubber tread • 450 lbs. load rating per caster • Construction: 1/4" steel top plate and fork, 1/2" axle, rubber caster
------------	--	------	-----------------	---

HEAVY-DUTY SAFETY EYEWEAR

CATALOG NUMBER	DESCRIPTION	LENS TINTS/ COATINGS	ANSI	CSA	QTY. PER PACK	FEATURES
			Z87+	Z94.3		
49-17-2000	MK2000 - Safety Eyewear	Clear/Anti-Fog	✓	✓	10	<ul style="list-style-type: none"> Contoured wrap-around sport design Soft nose bridge for better comfort and fit Durable polycarbonate lens
49-17-2050	MK2050 - Safety Eyewear	Gray/Anti-Fog	✓	✓	10	
49-17-2100	MK2100 - Safety Eyewear	Clear/Anti-Fog	✓	✓	10	<ul style="list-style-type: none"> Weightless comfort and superior coverage Wrap-around lens with integral side shields for clear and unobstructed field of vision
49-17-2150	MK2150 - Safety Eyewear	Gray/Anti-Fog	✓	✓	10	<ul style="list-style-type: none"> Patented lens inclination and adjustable temples to ensure a proper fit
49-17-2200	MK2200 - Safety Eyewear	Clear/Anti-Fog	✓		10	<ul style="list-style-type: none"> Contemporary, wrap-around sport styling Adjustable temple length allows user to create a custom fit
49-17-2275	MK2275 - Safety Eyewear	Red Mirror/Hard Coat	✓		10	<ul style="list-style-type: none"> Molded in side shields and browguards
49-17-2300	MK2300 - Safety Eyewear	Clear/Anti-Fog	✓	✓	10	<ul style="list-style-type: none"> Soft nose bridge, ratcheting lens system, and adjustable temple length allows user to create a custom fit Wrap around lens provides uninterrupted peripheral coverage
49-17-2350	MK2350 - Safety Eyewear	Gray/Anti-Fog	✓	✓	10	<ul style="list-style-type: none"> Unique ventilation channel between the frame and lens for improved moisture fog control Lenses can withstand impact energies 7x greater the ANSI or CSA high velocity tests and meets the military test regimen
49-17-2400	MK2400 - Safety Eyewear	Clear/Hard Coat	✓		10	<ul style="list-style-type: none"> Sleek wrap-around metal frame design Lightweight and durable
49-17-2475	MK2475 - Safety Eyewear	Silver Mirror/Hard Coat	✓		10	<ul style="list-style-type: none"> Adjustable saddle nose pads for improved fit and comfort Hard Coat lens for scratch resistance and longer life
49-17-3000	MK3000 - Safety Goggle	Clear/Anti-Fog	✓	✓	10	<ul style="list-style-type: none"> Wrap-around styling for excellent panoramic vision OTG (over the glasses) compatible – fits over most prescription eyewear Adjustable red elastic headband Direct vent impact goggle

HEAVY-DUTY HEARING AND RESPIRATORY PROTECTION

CATALOG NUMBER	DESCRIPTION	QTY. PER BOX	FEATURES
49-17-3100	Foam Disposable Earplugs	200 Pair	Soft, smooth foam delivers superior comfort and protection Tapered design with rounded tip aids insertion NRR 29dB
49-17-3200	Corded Reusable Earplugs	50 Pair	Patented internal air cushion offers superior protection and comfort during long-term wear Highest attenuating reusable earplug available NRR 27dB
49-17-3300	Heavy Duty Folding Earmuffs	1 Pair	High attenuation dielectric earmuff, folds for convient storage Includes belt clip NRR 28 dB
49-17-3500	N95 Particulate Respirator	20 Pieces	NIOSH N95 Class Respirator with adjustable nosepiece

HEAVY-DUTY WORK GLOVES

CATALOG NUMBER	DESCRIPTION	SIZE	QTY. PER PACK	FEATURES
49-17-0115	Milwaukee Work Gloves	Small	12	<ul style="list-style-type: none"> Reinforced wrist cuff with hook and loop closure for secure fit
49-17-0125	Milwaukee Work Gloves	Medium	12	<ul style="list-style-type: none"> 2-way spandex optimizes breathability, comfort, fit, flexibility and overall glove integrity
49-17-0135	Milwaukee Work Gloves	Large	12	<ul style="list-style-type: none"> Embroidered Milwaukee logo ensures heavy-duty, quality product Reinforced fingertips enhance durability without compromising dexterity
49-17-0140	Milwaukee Work Gloves	Extra Large	12	<ul style="list-style-type: none"> Synthetic leather palm enhances breathability, durability and wear resistance Padded palm with memory foam offers increased comfort Silicone finger pads for superior gripping

HEAVY-DUTY ORGANIZERS



CATALOG NO.	49-17-0110	49-17-0170	49-17-0180
DESCRIPTION	CONTRACTOR PARTS ORGANIZER *	55-POCKET BUCKET TOOL ORGANIZER *	50-POCKET BUCKET-LESS TOOL ORGANIZER *
	<ul style="list-style-type: none"> • 6 oversized pockets inside bag perimeter • 14 pockets of assorted shapes and sizes positioned around outside bag perimeter. • Draw cord with cord lock for easy and secure cinching of the bag • Convenient carrying strap. 	<ul style="list-style-type: none"> • Internal drill holster with 7/8" I.D. grommet securely holds up to an 18V Milwaukee drill with bit or impact wrench. • Speed square sleeve attached to drill holster for easy access. • 55 total pockets of assorted shapes/sizes for limitless storage options. • Fits standard 3-1/2 and 5 gallon buckets. 	<ul style="list-style-type: none"> • 50 total pockets of assorted shapes/sizes for limitless storage options. • Padded handles for comfort. • Internal hammer loop. • Zippered external pocket and two pockets with velcro® flaps for covered storage. • Tape measure holder.

* Organizer Accessories made from same rugged water resistant material that our Contractor bags are made from and carry an embroidered Milwaukee logo.

HEAVY-DUTY TOOL BELTS



CATALOG NO.	49-17-0190	49-17-0195
DESCRIPTION	33-POCKET / 3-PIECE TOOL BELT	33-POCKET / 5-PIECE TOOL BELT
	<ul style="list-style-type: none"> • Heavy-duty 600 denier ripstop polyester material for durability, tear resistance, and lightweight construction. • Large flat bottom pouches for expanded storage. • Cell phone/2-way radio holder. • Speed square sleeves. • 2 hammer loops. • 4 suspender clips. • 2-1/2" wide padded belt with leather ends and double tongue roller buckle. • Fits waist 30" to 48". 	<ul style="list-style-type: none"> • Heavy-duty 1800 denier ballistic polyester material for superior durability, tear and abrasion resistance. • 2 heavy-duty die-cast tape measure holders accommodate a standard 25' or 30' tape measure and a Milwaukee compact drill. • Large flat bottom pouches for expanded storage. • Detachable cell phone/2-way radio holder. • Speed square sleeves. • 3 hammer loops. • 4 suspender clips. • 2-1/2" wide padded belt with leather ends and double tongue roller buckle. • Fits waist 30" to 48".

HEAVY-DUTY MISC. ACCESSORIES



Phone not included.

CATALOG NO.	49-17-0120
DESCRIPTION	CELL PHONE HOLSTER **
	Protect your cell phone from job site abuse. Fits most cell phones including Nokia® and Motorola® phones. Metal belt clip and a belt loop fits belts up to 2" wide. Velcro strap keeps holster securely closed.



CATALOG NO.	49-17-1050
DESCRIPTION	UNIVERSAL CORDLESS DRILL HOLSTER
	For use with all T-handle and pistol grip drills.

** Cell Phone Holster made from same rugged water resistant material that our Contractor bags are made from and carry the same red embroidered Milwaukee logo.




HEAVY-DUTY 1/2" & 3/8" CLOSE QUARTER DRILLS

0375-6

• 3/8" CLOSE
QUARTER DRILL



- Unique Ergonomic Design – 55° Angled Chuck For easy access to tight places
- Lightweight
- Comfortable Grip, Efficient Paddle Switch
- Quiet Running
- Helical Cut, Heat Treated Gears For Heavy-Duty Industrial/Construction Applications
- All Ball And Roller Bearings



	0375	0379
"A"	3-15/16"	4-3/16"
"B"	1-3/16"	1-3/16"

0379-1

• 1/2" CLOSE
QUARTER DRILL



SPECIFICATIONS

CATALOG NUMBER	CAPACITY IN STEEL	VOLTS AC ONLY	AMPS	NO LOAD RPM	GEAR TRAIN	SPINDLE DIAMETER AND THREAD	REPLACEMENT CHUCK CATALOG NO. CHUCK KEY INCLUDED	REPLACEMENT CHUCK KEY CATALOG NO.	LENGTH (IN.)	NET WGT. LBS.	SHIP. WGT. LBS.
0375-6	3/8"	120	3.5	0-1300	DOUBLE	1/2" - 20	48-66-2115	48-66-3240	6-1/2	3.0	3.5
0379-1	1/2"	120	3.5	0-750	DOUBLE	1/2" - 20	48-66-2120	48-66-3480	6-3/4	3.5	4.0

STANDARD EQUIPMENT: FOR 0375-6 – 3/8" Chuck, Chuck Key and Rubber Flex Key Holder 48-66-4040. FOR 0379-1 – 1/2" Chuck, Chuck Key and Rubber Flex Key Holder 48-66-4040.



HEAVY-DUTY 1/2" MAGNUM® DRILLS

0234-6

• WITH KEYED CHUCK



0235-21

• METAL RATCHETING CHUCK
• INTERNAL SPINDLE LOCK—SINGLE HAND OPERATION TO TIGHTEN/LOOSEN CHUCK



1/2" METAL RATCHETING CHUCK WITH CARBIDE JAWS
2X GRIP STRENGTH ON BIT!

0244-1

• WITH KEYED CHUCK



■ Powerful MILWAUKEE Built 5.5 AMP Motor

■ Removable Brush Cartridge System
Change brushes in less than one minute, with only a screw-driver. Self-stopping brushes. Includes spare brushes stored in cartridge.



■ Aluminum Gear Case And Diaphragm Supplies Greater Support For Shaft And Bearings

■ Heavy-Duty Industrial Chucks

■ Trigger Speed Control Reversing Switches

■ All Ball And Roller Bearings

■ Helical Cut, Heat Treated Gears For Heavy-Duty Industrial/Construction Applications

■ 8' 3-Wire Quik-Lok® Cord Sets
Quick detachment from tool for tangle free carrying and storage. Instant field repair.



EXCLUSIVE 0235-21 FEATURE

■ 1/2" Metal Ratcheting Chuck With Carbide Jaws

For extreme durability. Carbide jaws for long life. High gripping torque prevents slippage. Lightly knurled for comfortable grip.

SPECIFICATIONS

CATALOG NUMBER	CAPACITY IN STEEL	VOLTS AC ONLY	AMPS	NO LOAD RPM	GEAR TRAIN	SPINDLE DIAMETER AND THREAD	REPLACEMENT CHUCK CATALOG NO. CHUCK KEY INCLUDED	REPLACEMENT CHUCK KEY CATALOG NO.	LENGTH (IN.)	NET WGT. LBS.	SHIP. WGT. LBS.
0234-6	1/2"	120	5.5	0-850	DOUBLE	1/2" - 20	48-66-1360	48-66-3280	10-1/2	4.8	6.0
0235-21	1/2"	120	5.5	0-850	DOUBLE	1/2" - 20	48-66-1575	—	10-1/2	4.9	6.0
0244-1	1/2"	120	5.5	0-600	DOUBLE	1/2" - 20	48-66-1360	48-66-3280	10-1/2	4.8	6.0

STANDARD EQUIPMENT: FOR 0234-6 – 8' 3-Wire Quik-Lok Cord 48-76-4008, Chuck, Chuck Key, Rubber Flex Key Holder 48-66-4040 and Side Handle 49-15-0260. FOR 0235-21 – 8' 3-wire Quik-Lok Cord 48-76-4008, Single Sleeve Keyless Chuck and Side Handle 49-15-0260. FOR 0244-1 – 8' 3-Wire Quik-Lok Cord 48-76-4008, Chuck, Chuck Key, Rubber Flex Key Holder 48-66-4040 and Side Handle 49-15-0260.



HEAVY-DUTY 1/2" MAGNUM® DRILLS

0299-20

• WITH KEYED CHUCK



VALUE AND PERFORMANCE!

0300-20

• WITH KEYED CHUCK



ERGONOMIC TACTILE GRIP

0302-20

• METAL RATCHETING CHUCK
• INTERNAL SPINDLE LOCK-SINGLE HAND OPERATION TO TIGHTEN/LOOSEN CHUCK



1/2" METAL RATCHETING CHUCK WITH CARBIDE JAWS
2X GRIP STRENGTH ON BIT!

ERGONOMIC TACTILE GRIP

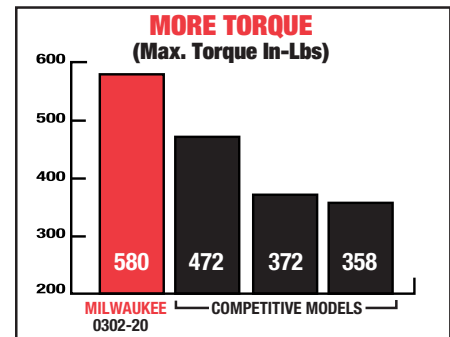
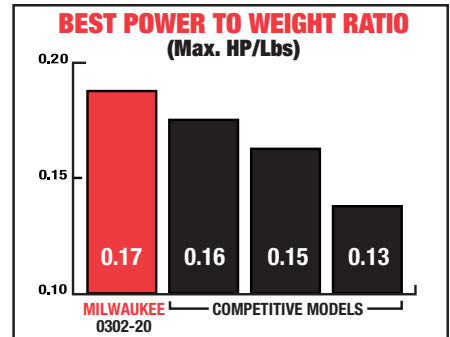


BEST POWER TO WEIGHT RATIO! IMPROVED ERGONOMICS! MORE POWER!

- Powerful 8.0 Amp Milwaukee Motor
- Variable Speed Control, 0-850 RPM
- All Metal Gear Case And Diaphragm
- 360° Positive Lock Side Handle
- New Switch With Two-Finger Trigger
- Modular Brush Card Design
- All Ball And Roller Bearings

EXCLUSIVE 0302-20 FEATURE

- 8' 3-Wire Quik-Lok® Cord Sets
Quick detachment from tool for tangle free carrying and storage. Instant field repair.
- 1/2" Metal Ratcheting Chuck With Carbide Jaws For extreme durability. Carbide jaws for long life. High gripping torque prevents slippage. Lightly knurled for comfortable grip.



ACCESSORIES

LOCK PREVENT BUTTON
31-53-0205 For Pistol Drills and Screwdrivers.

SPECIFICATIONS

CATALOG NUMBER	CAPACITY IN STEEL	VOLTS AC ONLY	AMPS	NO LOAD RPM	GEAR TRAIN	SPINDLE DIAMETER AND THREAD	REPLACEMENT CHUCK CATALOG NO. CHUCK KEY INCLUDED	REPLACEMENT CHUCK KEY CATALOG NO.	LENGTH (IN.)	NET WGT.* LBS.	SHP. WGT. LBS.
0299-20	1/2"	120	8.0	0-850	DOUBLE	1/2-20	48-66-1355	48-66-3280	12-13/64	5.4	5.9
0300-20	1/2"	120	8.0	0-850	DOUBLE	1/2-20	48-66-1355	48-66-3280	12-13/64	5.4	5.9
0302-20	1/2"	120	8.0	0-850	DOUBLE	1/2-20	48-66-1575	—	12-1/4	5.6	6.1

STANDARD EQUIPMENT- FOR 0299-20 – 360° Side Handle 49-15-0265, 1/2" Keyed Chuck, Chuck Key, Flexible Key Holder 48-66-4040. FOR 0300-20 – 360° Side Handle 49-15-0265, 1/2" Keyed Chuck, Chuck Key, Flexible Key Holder 48-66-4040. 0302-20 – 360° Side Handle 49-15-0265, 8' 3-wire Quik-Lok Cord 48-76-4008, 1/2" Single Sleeve All Metal Keyless Chuck.

*Weight includes cord.



HEAVY-DUTY 3/8" MAGNUM® DRILLS

0200-20

• WITH KEYED CHUCK



0201-20

• WITH ALL-METAL,
TWO-SLEEVE KEYLESS CHUCK



0202-20

• WITH ALL-METAL,
SINGLE SLEEVE KEYLESS CHUCK
• INTERNAL SPINDLE
LOCK-SINGLE HAND OPERATION
TO TIGHTEN/LOOSEN CHUCK



0233-20

• WITH ALL-METAL,
TWO-SLEEVE KEYLESS CHUCK
• 2-WIRE 8' CORD WITH
SEPARATE STRAIN RELIEF



- Powerful MILWAUKEE Built Motor
- All Metal Gear Case Diaphragm And Supplies Greater Support For Shaft And Bearings
- Trigger, Variable, Speed Control, Reversing Switches
- All Ball And Roller Bearings
- Helical Cut, Heat Treated Gears For Heavy-Duty Industrial/Construction Applications

EXCLUSIVE 0200-20, 0201-20 AND 0202-20 FEATURES

- 360° Positive Lock Side Handle
- Ergonomic Tactile Grip On Handle And Motor Housing
- Two-Finger Trigger Switch
- Modular Brush Card Design

EXCLUSIVE 0233-20 FEATURE

- **Removable Brush Cartridge System**
Change brushes in less than one minute, with only a screw-driver. Self-stopping brushes. Includes spare brushes stored in cartridge.



EXCLUSIVE 0201-20, AND 0233-20 FEATURE

- **All-Metal 2-Sleeve Keyless Chuck**
For extreme durability. Hardened jaws for long life. High gripping torque prevents slippage. Lightly knurled for comfortable grip.

EXCLUSIVE 0202-20 FEATURE

- **8' 3-Wire Quik-Lok® Cord**
Quick detachment from tool for tangle free carrying and storage. Instant field repair.
- **All-Metal, Single Sleeve Keyless Chuck**
For extreme durability. Hardened jaws for long life. High gripping torque prevents slippage. Lightly knurled for comfortable grip.



SPECIFICATIONS

CATALOG NUMBER	CAPACITY IN STEEL	VOLTS AC ONLY	AMPS	NO LOAD RPM	GEAR TRAIN	SPINDLE DIAMETER AND THREAD	REPLACEMENT CHUCK CATALOG NO. CHUCK KEY INCLUDED	REPLACEMENT CHUCK KEY CATALOG NO.	LENGTH (IN.)	NET WGT.* LBS.	SHIP. WGT. LBS.
0200-20	3/8"	120	7.0	0-1200	DOUBLE	1/2"-20	48-66-0806	48-66-3080	12	4.2	4.7
0201-20	3/8"	120	7.0	0-2500	DOUBLE	3/8"-24	48-66-1530	—	12	4.1	4.7
0202-20	3/8"	120	7.0	0-1200	DOUBLE	1/2"-20	48-66-1520	—	12	4.9	5.4
0233-20	3/8"	120	5.5	0-2800	SINGLE	3/8" - 24	48-66-1530	—	10	4.0	5.0

STANDARD EQUIPMENT-FOR 0200-20 – 360° Side Handle 49-15-0265, 3/8" Chuck, Chuck Key, Flexible Key Holder 48-66-4040. FOR 0201-20 – 360° Side Handle 49-15-0265, 3/8" 2-Sleeve All Metal Keyless Chuck, 10' 2-wire Fixed Cord. FOR 0202-20 – 8' 3-wire Quik-Lok Cord 48-76-4008, 360° Side Handle 49-15-0265, 3/8" Single Sleeve All Metal Keyless Chuck. FOR 0233-20 – 2-Sleeve All Metal Keyless Chuck and Side Handle 49-15-0260.

*Weight includes cord.



HEAVY-DUTY 1/4" MAGNUM® DRILLS

0101-20

• WITH 1/4" KEYED CHUCK



BEST POWER TO WEIGHT RATIO! IMPROVED ERGONOMICS! MORE POWER!

- Powerful 7.0 Amp Milwaukee Motor
- Variable Speed Control
- All Metal Gear Case And Diaphragm
- 360° Positive Lock Side Handle (Model 0100-20 only.)
- Ergonomic Tactile Grip On Handle And Motor Housing
- New Switch With Two-Finger Trigger
- Modular Brush Card Design
- All Ball And Roller Bearings
- 8' 3-Wire Quik-Lok® Cord
Quick detachment from tool for tangle free carrying and storage. Instant field repair.



0100-20

• WITH 1/4" KEYED CHUCK



SPECIFICATIONS


CATALOG NUMBER	CAPACITY IN STEEL	VOLTS AC ONLY	AMPS	NO LOAD RPM	GEAR TRAIN	SPINDLE DIAMETER AND THREAD	REPLACEMENT CHUCK CATALOG NO. CHUCK KEY INCLUDED	REPLACEMENT CHUCK KEY CATALOG NO.	LENGTH (IN.)	NET WGT.* LBS.	SHIP. WGT. LBS.
0100-20	1/4"	120	7.0	0-2500	DOUBLE	3/8-24	48-66-0070	48-66-3200	11-1/2	4.7	5.2
0101-20	1/4"	120	7.0	0-4000	SINGLE	3/8-24	48-66-0070	48-66-3200	10-13/64	3.8	4.3

STANDARD EQUIPMENT 0100-20 – 8' 3-wire Quik-Lok Cord 48-76-4008, 360° Side Handle 49-15-0265, 1/4" Chuck, Chuck Key, Flexible Key Holder 48-66-4080. **0101-20** – 8' 3-wire Quik-Lok Cord 48-76-4008, 1/4" Chuck, Chuck Key, Flexible Key Holder 48-66-4080.

*Weight includes cord.



HEAVY-DUTY DRAIN CLEANERS AND ACCESSORIES



- Quick, Easy Rodding Of Up To 2" Wastelines
- Holds Up To 35' Of 3/8" Or 50' Of 5/16" Inner Core Cable
- Keyless Chuck Offers Quick Hand Tightening And Cable Feed
- Ball And Roller Bearings
- Rust Resistant Aluminum Drum
- Trigger Speed Control Reversing Motor Protects Cable From Damage

0566-1



0567-1 (KIT)



SPECIFICATIONS

CATALOG NUMBER	VOLTS AC ONLY	AMPS	SPEED (NO LOAD) RPM	MAX. PIPE SIZE I.D.	LENGTH (IN.)	NET WGT. LBS.	SHIP WGT. LBS.
0566-1	120	1.6	0-450	2"	17	7.3	10.0
0567-1 KIT	120	1.6	0-450	2"	17	7.3	34.0

STANDARD EQUIPMENT: FOR 0566-1 – Tool Only. **FOR 0567-1** – 1/4" x 25' Steel Cable 48-53-0055, 1/4" Replacement Bulb 49-20-0025, Toilet Trap Guide No. 49-13-0010 and Steel Carrying Case 48-55-6055.

ACCESSORIES

STANDARD COILED CABLE



Music wire used in all Milwaukee Coiled Cables retains the rebound resiliency needed for tough drains. All cables are right hand wind design which is important when pressure is applied. The coil spring expands against the locking device or chuck to eliminate slippage.

- 48-53-0045 5/16" x 25' 48-53-0075 1/4" x 30'
- 48-53-0055 1/4" x 25' 48-53-0080 5/16" x 30'



PLASTIC CORE CABLE

Plastic core cables offer the same features and benefits as the standard cables. In addition, they also offer a unique steel core for strength and a plastic sheath which adds to the cable body and corrosion protection along with come back resiliency. These features will add longer life to your Milwaukee cables.

A quick lock system allows the operator to simply place the head onto the cable and lock it into place quickly and easily. Release of the head is simple with a push of the button. No special tools are required that can be lost or misplaced.



- 48-53-0065 5/16" x 25' Inner-Core Cable includes Drop Head
- 48-53-0070 5/16" x 30' Inner-Core Cable includes Drop Head
- 48-53-0085 5/16" x 50' Inner-Core Cable includes Drop Head
- 48-53-0090 3/8" x 35' Inner-Core Cable includes Drop Head





CUTTERS

- 48-38-0055 3/4" For 5/16" or 3/8" inner-core drop head cable.


REPLACEMENT BULB

- 49-20-0025 1/4" replacement bulb. 
- 49-20-0045 5/16" replacement bulb. 

DROP HEAD ASSEMBLY

- 49-16-0015 For 5/16" inner-core cable. 
- 49-16-0025 For 3/8" inner-core cable. 

SNAP LOK COUPLING

- 48-50-0015 For 5/16" inner-core cable. 
- 48-50-0025 For 3/8" inner-core cable.

TOILET TRAP GUIDE

- 49-13-0010 

CHUCK

- 48-66-0270 Jacobs chuck with collet. 

TYPE "E" GREASE

- 49-08-4122 1 lb. can

CARRYING CASE ONLY

- 48-55-6055 For use with 0566-1



HEAVY-DUTY 1/2" "D" HANDLE DRILLS

ELECTRONICS ON MODELS 1001-1, 1007-1, 1107-6, AND 1250-1

1250-1
• 0-1000 RPM

1001-1
• 0-600 RPM

1101-1
• 500 RPM



- 1/2" Trigger Speed Control Reversing
- 7.0 Amp MILWAUKEE Motors (All models except 3300-1.)
- Helical Cut, Heat Treated Gears
- Durable, Glass Reinforced Nylon Handles
- All Models Variable Speed, Control Reversing Except 1101-1 and 3102-6 (Single Speed Reversing)
- All Ball And Roller Bearings

1007-1 AND 1107-6 FEATURE

- 8' 3-Wire Quik-Lok® Cord Sets
Quick detachment from tool for tangle free carrying and storage. Instant field repair.



1007-1
• 0-600 RPM

1107-6
• 0-500 RPM



SPECIFICATIONS

CATALOG NUMBER	CAPACITY IN STEEL	VOLTS AC ONLY	AMPS	NO LOAD RPM	GEAR REDUCTION	SPINDLE DIAMETER AND THREAD	LENGTH (IN.)	NET WGT. LBS.	SHIP. WGT. LBS.
1001-1	1/2"	120	7.0	0-600	TRIPLE	1/2" - 20	14-3/4	6.8	7.5
1007-1	1/2"	120	7.0	0-600	TRIPLE	1/2" - 20	14-3/4	6.8	8.9
1101-1	1/2"	120	7.0	500	TRIPLE	1/2" - 20	14-3/4	6.8	8.2
1107-6	1/2"	120	7.0	0-500	TRIPLE	1/2" - 20	14-3/4	6.8	9.1
1250-1	1/2"	120	7.0	0-1000	DOUBLE	1/2" - 20	14-3/4	6.5	8.1

STANDARD EQUIPMENT: FOR 1250-1, 1001-1, 1101-1 – Side Handle 49-15-0151, Chuck Key 48-66-3280, and Rubber Flex Key Holder 48-66-4040. **FOR 1007-1 AND 1107-6** – Side Handle 49-15-0151, 8' 3-Wire Quik-Lok® Cord Set 48-76-4008, Chuck Key 48-66-3280, and Rubber Flex Key Holder 48-66-4040.



HEAVY-DUTY 1/2" RIGHT ANGLE DRILLS

ELECTRONICS ON MODELS 3107-6 AND 3002-1



3102-6 (R.A.D.)

- PLUMBERS' KIT
- 335/500/750 RPM

3002-1 (R.A.D.)

- ELECTRICIANS' KIT
- 0-400/0-600/0-900 RPM



- 1/2" Trigger Speed Control Reversing
- 7.0 Amp MILWAUKEE Motors
- Helical Cut, Heat Treated Gears
- Durable, Glass Reinforced Nylon Handles
- All Models Variable Speed, Control Reversing Except 1101-1 and 3102-6 (Single Speed Reversing)
- All Ball And Roller Bearings

3107-6 FEATURE

- 8' 3-Wire Quik-Lok® Cord
Quick detachment from tool for tangle free carrying and storage. Instant field repair.



3107-6 (R.A.D.)


- 0-335/0-500/0-750 RPM



RIGHT ANGLE DRILL FEATURES

- Use With Up To 4-5/8" Selffeed Bits
Model numbers 3107-6, and 3102-6 only.
- Steel Hardened Shafts

- Head And Handle Swivel 360°– Can Be Locked Tight In Any Position
Allow 5-1/2" for right angle drill head and chuck.



**AVAILABLE
CORDLESS**

SEE PAGE 14
FOR CORDLESS
RIGHT ANGLE DRILL

SPECIFICATIONS

CATALOG NUMBER	CAPACITY IN STEEL	VOLTS AC ONLY	AMPS	NO LOAD DRILL ONLY RPM	RPM W/RAD		INCLUDES DRILL NO.	GEAR REDUCTION	SPINDLE DIAMETER AND THREAD	LENGTH (IN.)	NET WGT. LBS.	SHIP. WGT. LBS.
					LOW SIDE	HIGH SIDE						
3102-6	1/2"	120	7.0	500	335	750	1101-1	QUADRUPLE	1/2"-20	16-3/4	10.3	16.3
3002-1	1/2"	120	7.0	0-600	0-400	0-900	1001-1	QUADRUPLE	1/2"-20	16-3/4	10.3	16.0
3107-6	1/2"	120	7.0	0-500	0-335	0-750	1107-6	QUADRUPLE	1/2"-20	16-3/4	10.3	16.5

STANDARD EQUIPMENT: FOR 3102-6 AND 3002-1 – 48-06-2871 Right Angle Drive, 49-96-4060 9/16" Open End Wrench, 49-96-0080 3/16" Socket Wrench, Chuck Remover Bar, Side Handle and Impact Resistant Carrying Case 48-55-0802. FOR 3107-6 – 48-06-2871 Right Angle Drive, 49-96-4060 9/16" Open End Wrench, 49-96-0080 3/16" Socket Wrench, Chuck Remover Bar, Side Handle, 8' 3-Wire Quik-Lok® Cord Set 48-76-4008 and Impact Resistant Carrying Case 48-55-0802.




HEAVY-DUTY ANGLE DRIVE UNITS



DRIVE UNIT
48-06-2871 For drill models 0234-6, 0244-1, 1001-1, 1007-1, 1101-1, 1107-6 and 1250-1.



Head and Handle Swivel 360° and Can Be Locked Tight in Any Position.



CONVERTS MILWAUKEE STRAIGHT DRILLS TO ANGLE DRILLS

- For Milwaukee Drill Models Listed In Chart Below
- Used Extensively For Drilling Between Joists, Studding, In Tight Corners Or In Close Quarters On Machinery And Equipment
- Provides Two Additional Drilling Speeds
- Chuck Transferred From Drill To LOW Spindle Of Right Angle Unit Reduces Drills Normal Speed By 1/3 And Increases Drilling Torque By 50%
- Chuck Transferred To Opposite Spindle Of Right Angle Unit Increases Speed by 50%

FOR REVERSING DRILL MOTORS

- Drive Unit No. 48-06-2871 Includes Coupling No. 42-90-0175 for 0234-6 And 0244-1



30" EXTENSION
48-95-0400 For drill models 1001-1, 1007-1, 1101-1, 1107-6 and 1250-1.
30" extension available separately for use with MILWAUKEE RAD unit No. 48-06-2871. Unit comes complete with 30" extension tube, drive shaft with hex socket on both ends, two clamping collars and side handle. Purchase RAD unit separately.



33° ANGLE DRIVE KIT
48-06-2860 For drill models 1001-1, 1007-1, 1101-1, 1107-6 and 1250-1.
Stretches drilling reach up to 30 inches. Permits easy drilling of up to 2-9/16" dia. holes. Kit consists of an extension tube, side handle, drive shaft with hex sockets on both ends, two clamping collars and a 33° angle drive unit. Use 33° angle drive with the 30" extension only. 33° angle units operate at the same speed as the drill powering them.

RAD Assembly for Use with the Following Milwaukee Drills:

DRILL CATALOG NO. AND TYPE	RPM DRILL ONLY	RPM WITH RAD LOW SIDE	RPM WITH RAD HIGH SIDE
0234-6 MAGNUM® PISTOL DRILL	0-850	0-565	0-1275
0244-1 MAGNUM® PISTOL DRILL	0-600	0-400	0-900
1001-1 "D" HANDLE DRILL	0-600	0-400	0-900
1007-1 "D" HANDLE DRILL	0-600	0-400	0-900
1101-1 "D" HANDLE DRILL	500	335	750
1107-6 "D" HANDLE DRILL	0-500	0-335	0-750
1250-1 "D" HANDLE DRILL	0-1000	0-665	0-1500



HEAVY-DUTY COMPACT DRILLS AND SUPER HOLE-SHOOTER DRILLS

1610-1
1630-1
1660-6

COMMON FEATURES:

- 1/2" CAPACITY



1663-20
• 1/2" CAPACITY



COMPACT AND SUPER HOLE-SHOOTER FEATURES

- Extra Long Switch Handle And Pipe Handle Allow Maximum Leverage For Drilling, Reaming Large Holes And Added Control
- Rear Mounted Assist Spade Handle
- Moly Chrome Alloy Steel Gears For High Torque Transmission With Minimum Wear

EXCLUSIVE 1663-20 FEATURES

- Current Feedback Reduces Speed Fluctuation When Tool Is Under Load
- Soft Start Reduces Initial Start-Up Torque And Reduces The Stress On The Gear Train—Rapidly Reaches Full Speed
- Line Voltage Compensation
For normal variations in input voltage levels. Keeps motor speed constant.
- 8' Three-Wire Quik-Lok® Cord Set
Quick detachment from tool for tangle-free carrying and storage. Instant field repair.
- Conveniently Located Reversing Switch
- Dial Speed Control – Adjust Speed With Thumb Wheel
Tool will operate at selected speed until reset.



2404-1

- 1-1/4" CAPACITY
- FURNISHED WITH NO. 3 INTERNAL MORSE TAPER SOCKET



1854-1

- 3/4" CAPACITY



2404-1 AND 1854-1 SPECIAL FEATURES

- Heavy-Duty Aluminum Alloy Housing
- Powerful Milwaukee Built Motor—Reversing
- Ruggedly Built, Reserve Power For Toughest Drilling Jobs
- Heat Treated Helical-Cut Gears For Quiet Performance
- Drive Shafts Run Smooth On Pre-Lubricated Ball Bearings

ACCESSORIES

QUICK CHANGE CHUCK

48-03-0006 1/2" 7/16" Quick Change drive shank converts your 3-jaw chuck into a quick change chuck. Allows rapid, keyless insertion and removal of 7/16" hex drive accessories.



TYPE "E" GREASE FOR COMPACT HOLE-SHOOTERS

49-08-4122 1 lb. can

TYPE "J" GREASE FOR SUPER HOLE-SHOOTERS

49-08-4220 1 lb. can

SPECIFICATIONS

CATALOG NUMBER	CAPACITY IN STEEL (INCHES)	VOLTS	AMPS	NO LOAD RPM	GEAR TRAIN	SPINDLE DIAMETER AND THREAD	REPLACEMENT CHUCK CATALOG NO. CHUCK KEY INCLUDED	REPLACEMENT CHUCK KEY CATALOG NO.	LENGTH (INCHES)	NET WGT. LBS.	SHIP. WGT. LBS.
1610-1	1/2	120 AC ONLY	7.0	650	DOUBLE	5/8" - 16	48-66-1381	48-66-3280	12-1/4	11.2	12.4
1630-1	1/2	120 AC ONLY	7.0	900	DOUBLE	5/8" - 16	48-66-1381	48-66-3280	12-1/4	11.2	12.4
1660-6	1/2	120 AC-DC	7.0	450	TRIPLE	5/8" - 16	48-66-1381	48-66-3280	12-1/4	11.4	12.6
1663-20	1/2	120 AC ONLY	7.0	115-450	TRIPLE	5/8" - 16	48-66-1381	48-66-3280	12-1/4	11.9	13.3
1854-1	3/4	120 AC DC	10.0	350	TRIPLE	#3 J.T.*	48-66-2085	48-66-3160	18-1/2	19.0	23.0
2404-1 ■	1-1/4	120 AC DC	10.0	250	TRIPLE	#3 M.T.▲	-	-	18-3/4	23.8	27.8

STANDARD EQUIPMENT: FOR 1610-1, 1630-1 AND 1660-6 – 1/2" Keyed Chuck 48-66-1381, Chuck Key 48-66-3280 and Flexible Key Holder 48-66-4040. FOR 1663-20 – 1/2" Keyed Chuck 48-66-1381, Chuck Key 48-66-3280, Flexible Key Holder 48-66-4040 and 8' 3-Wire Quik-Lok Cord 48-76-4008. FOR 1854-1 – 3/4" Keyed Chuck 48-66-2085, Chuck Key 48-66-3160 and Flexible Key Holder 48-66-4020. FOR 2404-1 – Tool Only.

* Jacobs Taper Spindle. ▲ With No. 3 Internal Morse Taper Socket. ■ To adapt a 3/4" Capacity Chuck to 2404-1 Drill with No. 3 Internal Morse Taper Socket, order Accessory Chuck Kit No. 49-22-1550. (Kit Consists of Chuck No. 48-66-2000 and Arbor No. 48-07-0100.)



HEAVY-DUTY HOLE-HAWG® DRILL

1675-6



1676-6



1670-1

- CAN POWER UP TO 2-9/16" SELFEEED BIT



FUNCTIONAL DESIGN: PUTS FORCE IN LINE WITH CHUCK

- Power And Torque, Reversing, Compact Design For Drilling Between Studs And Joists
- 2-Position Pipe Handle
- 3-Position Spade Handle
- 2-Speed Gear Shift (Models 1675-6 and 1676-6)
- External Brush Caps
- Heat Treated Cut Steel Gears
- All Ball And Roller Bearings
- Weighs Only 11-1/2 lbs

EXCLUSIVE 1675-6 AND 1676-6 FEATURE

- Can Power Up To 4-5/8" Selfeed Bit In Low Speed And Drill Up To 1-3/8" Selfeed Bit In High Speed

ACCESSORIES

IMPACT RESISTANT CARRYING CASE

48-55-0111 For use with 1670-1 and 1675-6 (When ordered separately)

TYPE "E" GREASE

49-08-4122 1 lb. can

QUICK CHANGE CHUCK

Converts your 3 jaw chuck into a quick change chuck. Allows rapid, keyless insertion and removal of 7/16" hex drive accessories.

48-03-0006 1/2" 7/16" Quick drive shank

SPECIFICATIONS

CATALOG NUMBER	CAPACITY IN STEEL (INCHES)	VOLTS AC ONLY	AMPS	NO LOAD RPM	GEAR TRAIN	SPINDLE DIAMETER*	REPLACEMENT CHUCK CATALOG NO. (CHUCK KEY INCLUDED)	REPLACEMENT CHUCK KEY CATALOG NO.	LENGTH (INCHES)	NET WGT. LBS.	SHIP. WGT. LBS.
1675-6	1/2	120	7.5	300/1200	TRIPLE	5/8" ROUND	48-66-1481	48-66-3280	6-1/2	11.5	15.0
1676-6	1/2	120	7.5	300/1200	TRIPLE	5/8" ROUND	48-66-1481	48-66-3280	6-1/2	11.5	21.0
1670-1	1/2	120	7.5	900	TRIPLE	5/8" ROUND	48-66-1481	48-66-3280	6-1/2	11.5	14.0

STANDARD EQUIPMENT FOR 1676-6 – Chuck 48-66-1481, Chuck Key 48-66-3280, Flexible key Holder 48-66-4040 and Impact Resistant Carrying Case 48-55-0111.

*Includes Drive Key

QUIK-LOK® CORDS

2-WIRE AND 3-WIRE QUIK-LOK CORD SETS

- Premium Grade Hi-Flex Wire And Insulating System
- Quick Detachment From Tool For Tangle Free Carrying And Storage
- Instant Field Repair
- Quik-Lok With Twist Lock Plug Cord Sets Also Available



2-WIRE QUIK-LOK CORD SETS FOR DOUBLE INSULATED TOOLS			
Cat. No.	Description	NEMA Plug Type	
48-76-5010	2-Wire 10' Quik-Lok	1-15P	
48-76-5025	2-Wire 25' Quik-Lok	1-15P	
3-WIRE QUIK-LOK CORD SETS			
Cat. No.	Description	NEMA Plug Type	
48-76-4008	3-Wire 8' Quik-Lok	5-15P	
48-76-4025	3-Wire 25' Quik-Lok	5-15P	
3-WIRE QUIK-LOK CORD SETS WITH TWIST LOCK PLUG			
Cat. No.	Description	NEMA Plug Type	
48-76-4108	3-Wire 8' Quik-Lok W/Twist Lock Plug	L5-20P	
48-76-4125	3-Wire 25' Quik-Lok W/Twist Lock Plug	L5-20P	

Recommended Minimum Wire Gauge For Extension Cords*	Nameplate Amperes	Extension Cord Length					
		25'	50'	75'	100'	150'	200'
0-5.0	16	16	16	14	12	12	
5.1-8.0	16	16	14	12	10	-	
8.1-12.0	14	14	12	10	-	-	
12.1-15.0	12	12	10	10	-	-	
15.1-20.0	10	10	10	-	-	-	

* Based on limiting the line voltage drop to five volts at 150% of the rated amperes.



HEAVY-DUTY SUPER-HAWG® DRILL

1680-20



1680-21




GEAR SHIFT KNOB



FEATURES INCLUDE:

- Powerful, Heavy-Duty Milwaukee Built Motor
- Highest Amp Rating (13.0) And Power-To-Weight Ratio In Its Class
- Low Speed Clutch Protects Gear Train
- Fast Drilling – Highest RPM (1,750 High/450 Low) In Its Class
- Maximum SFB At 1,750 RPM – 2-9/16"
- Maximum SFB At 450 RPM – 4-5/8"
- Roto-Lok® Rotating Handle – 90° Left/Right Rotation For Most Comfortable Grip Position
- T-Bar Front Grip Helps Guide Bit With Ease, Low Profile For Easy Access
- Cushion Grips Provide More Comfortable Gripping
- Gear Shift Knob For Smooth, Efficient Gear Shift Design
- Easy Access Brush Covers Make It Simple To Replace Brushes

- 1 ALL METAL GEAR CASE
- 2 CLUTCH
- 3 TRICKLE VARNISHED AND SLURRY COATED ARMATURE
- 4 REVERSING SWITCH
- 5 GEAR SHIFT MECHANISM
- 6 RELIABLE, HIGH AMP ON/OFF SWITCH
- 7 9' RUBBER 3-WIRE CORD



SPECIFICATIONS

CATALOG NUMBER	CAPACITY IN STEEL (INCHES)	VOLTS AC ONLY	AMPS	NO LOAD RPM	GEAR TRAIN	SPINDLE DIAMETER AND THREAD	REPLACEMENT CHUCK CATALOG NO. (CHUCK KEY INCLUDED)	REPLACEMENT CHUCK KEY CATALOG NO.	LENGTH (INCHES)	NET WGT. LBS.	SHIP. WGT. LBS.
1680-20	1/2	120	13.0	1750/450	TRIPLE	5/8" - 16	48-66-1381	48-66-3280	22	14.7	16.5
1680-21	1/2	120	13.0	1750/450	TRIPLE	5/8" - 16	48-66-1381	48-66-3280	22	14.7	21.7

STANDARD EQUIPMENT: For 1680-20 – Tool, Chuck Key 48-66-3280, Flexible Key Holder 48-66-4040 and Side Handle 49-15-0151. For 1680-21 – Tool, Chuck Key 48-66-3280, Flexible Key Holder 48-66-4040, Side Handle 49-15-0151 and Impact Resistant Carrying Case 48-55-1680.

ACCESSORIES

IMPACT RESISTANT CARRYING CASE



48-55-1680 Standard equipment with 1680-21. Room for up to 2-9/16" selffeed bit in chuck. Storage space for 18" ship auger, 4-5/8" selffeed and other bits.

SELF-SEEDED BITS

All sizes have removable and replaceable feed screws. Two feed screws furnished with each bit.



LARGE SELF-SEEDED BITS

Large selffeed bits in 3", 3-5/8", 4-1/8" and 4-5/8" sizes have double inside cutter blades that shave hole radius for clean, smooth holes without pressure. Replaceable arbor.

HEAVY-DUTY SHIP AUGER BITS

For all types of construction. Precision machined for smooth, wobble free boring. Hardened cutting edges require less resharpening.



QUICK CHANGE AUGER BITS

All 4" twist and 6-1/2" long. 7/16" hex shanks for sure chuck grip.



7/16" HEX SHANK EXTENSIONS WITH QUICK CHANGE SHANK

For selffeed bits, auger bits and hole saws (1" diameter and larger) with 7/16" hex shank.



BI-METAL HOLE SAWS

MILWAUKEE Bi-Metal Hole Saws are designed for cutting all machinable materials, including steel, aluminum, copper, brass, sheet metal, stainless steel, wood or plastics.



CARBIDE-TIPPED HOLE SAWS

MILWAUKEE Carbide-Tipped Hole Saws are designed for cutting ceramic tile, flakeboard, fiberboard, fiberglass and wood. Not recommended for metal.

QUICK CHANGE CHUCK

Converts your 3 jaw chuck into a quick change chuck. Allows rapid, keyless insertion and removal of 7/16" hex drive accessories.



48-03-0006

1/2"

7/16" Quick drive shank



HEAVY-DUTY RIGHT ANGLE DRILL ATTACHMENTS

49-22-8510



**HIGH
TORQUE!**

RIGHT ANGLE DRILL ATTACHMENT 49-22-8510

- Ideal For Cordless Drills And Screwdrivers
- DURABLE – All Metal Construction
- COMPACT – Measures Only 2" Wide
- CONVENIENT – Accepts Standard 1/4" Hex Drive Accessories
- Handles High Torque
- Includes Five Bits

COMMON APPLICATIONS

- Drill Holes Using 1/4" Hex Twist Drill Bits, Flat Boring Bits Or Add The 49-22-1560 1/4" Chuck Attachment And Use Round Shank Twist Drill Bits
- Drive Screws Up To #8 X 3" Long
- Use The 49-66-3005 1/4" Hex Drive Bit And Drive Hex Head Screws



48-32-2100



OFF-SET™ SCREWDRIVER POWER HEAD 48-32-2100

- Use The Power And Speed Of Your 2.4 Volt Cordless Screwdriver To Fasten Or Remove Screws, Tight Applications. Durable Die Cast Construction. 1/4" Magnetic Bit Reception For Standard Bits. 360° Adjustable Thumb Flange. Maximum 100 In./lbs. Torque 400 RPM

48-32-2115

- 12 Pack of 48-32-2100





HEAVY-DUTY INDUSTRIAL DRILL CHUCKS, KEYS AND DRILL ACCESSORIES

HEAVY-DUTY ACCESSORIES



1/2" KEYED CHUCK
48-66-1360



1/2" KEYED CHUCK
48-66-5185



3/8" 2-SLEEVE KEYLESS CHUCK
48-66-1530



1/2" SINGLE SLEEVE KEYLESS CHUCK
48-66-1575

KEYED CHUCKS FOR REVERSING DRILLS AND HAMMER DRILLS (Chuck Key Included)



CHUCK CATALOG NUMBER	CAPACITY	THREAD SIZE	CHUCK KEY CATALOG NUMBER	KEY HOLDER CATALOG NUMBER
48-66-0070	1/4"	3/8"-24	48-66-3200	48-66-4080
48-66-0104	1/4"	1/2"-20	48-66-3200	48-66-4080
48-66-0230 ●	1/4"	#1 Taper	48-66-3200	48-66-4080
48-66-0240 ●	3/8"	#2 Taper	48-66-3080	48-66-4040
48-66-0795	3/8"	3/8"-24	48-66-3240	48-66-4040
48-66-0805	3/8"	3/8"-24	48-66-3080	48-66-4040
48-66-0817	3/8"	3/8"-24	48-66-3350	—
48-66-0818	3/8"	3/8"-24	48-66-3470	—
48-66-1360	1/2"	1/2"-20	48-66-3280	48-66-4040
48-66-5185	1/2"	1/2"-20	48-66-2110	48-66-4040
48-66-1381	1/2"	5/8"-16	48-66-3280	48-66-4040
48-66-2100	1/2"	3/8"-24	48-66-3480	48-66-4040
48-66-2000	3/4"	#3 Taper	48-66-3160	48-66-4020
48-66-2080	3/4"	#3 Taper	48-66-3160	48-66-4020
48-66-2085	3/4"	#3 Taper	48-66-3160	48-66-4020

● Chuck removal wedges required (Set of 2)
For 1/4" drill – #1 Jacobs taper No. 49-91-0010
For 3/8" drill – #2 Jacobs taper No. 49-91-0020



BULK CHUCK KEYS AND RUBBER KEY HOLDERS—NON CARDED

CATALOG NUMBER	DESCRIPTION
48-66-3081	25 Pack for 3/8" chuck with 1/4" pilot
48-66-3241	25 Pack for 3/8" chuck with 15/64" pilot
48-66-3281	25 Pack for 3/8" and 1/2" chuck with 1/4" pilot
48-66-4041	25 Pack of 48-66-4040 chuck key holders.**
48-66-4081	25 Pack of 48-66-4080 chuck key holders.**

** See chuck chart at top of page for which keys fit which chuck key holders.



- SIDE HANDLES**
- 49-15-0260 For Magnum® Drills.
 - 49-15-0265 360° Side Handle for New Tactile Grip Magnum® Drills.
 - 49-15-0200 Adjustable side handle for R.A.D.
 - 49-15-0151 Threaded side handle for D-handle drills.

TYPE "A" GREASE FOR "D" HANDLE DRILLS

- 49-08-0500 1/2 lb. can
- 49-08-0800 1 lb. can

TYPE "E" GREASE FOR MAGNUM® DRILL

- 49-08-4122 1 lb. can

KEYLESS CHUCKS

CHUCK CATALOG NUMBER	CAPACITY	THREAD SIZE
48-66-0400	3/8"	3/8"-24
48-66-1530	3/8" → 2-Sleeve	3/8"-24
48-66-1520	3/8" → Single Sleeve	1/2"-20
48-66-1375	1/2" → 2-Sleeve	1/2"-20
48-66-1575	1/2" → Single Sleeve	1/2"-20

QUICK CHANGE CHUCKS

Converts your 3 jaw chuck into a quick change chuck. Allows rapid, keyless insertion and removal of 1/4" or 7/16" hex drive accessories.

CATALOG NUMBER	SHANK	APPLICATION
48-03-0005	3/8"	1/4" Quick drive shank
48-03-0006	1/2"	7/16" Quick drive shank



STEEL CARRYING CASE WITH TRAY

- 48-55-0711 For Pistol Drills and Screwdrivers. Overall Size 13-1/2" Long, 6" High and 8-3/4" Wide.
- 48-55-0200 20 gauge steel for Magnum® drill 3300-1.



IMPACT RESISTANT CARRYING CASE

- 48-55-0802 Impact resistant carrying case for "D" Handle drills

HEAVY-DUTY ACCESSORIES

- **FAST, AGGRESSIVE YET BALANCED AND SMOOTH DRILLING.**
- **SPECIALTY STEEL ALLOY HEAT TREATED FOR MAXIMUM TOUGHNESS AND WEAR RESISTANCE. HARD AND TOUGH!**
- **RESHARPENABLE WITH A STANDARD FILE.**
- **REMOVABLE AND REPLACEABLE FEED SCREW EFFORTLESSLY PULLS BIT THROUGH MATERIAL.**



SELFEED BITS

Inside cutting plane shaves hole radius for clean, smooth holes without pressure.



LARGE SELFEED BITS 3" - 4-5/8"

Double inside cutter blades that shave hole radius for clean, smooth holes without pressure. Replaceable arbor.

BOX PACKAGING CATALOG NUMBER	CLAMSHELL PACKAGING CATALOG NUMBER	DESCRIPTION	SHANK TYPE	FOR STD. PIPE SIZES
48-25-1001	48-25-1002	1" diameter	7/16" Hex Quick Change Shank	1/2"
48-25-1121	48-25-1122	1-1/8" diameter		3/4"
48-25-1251	48-25-1252	1-1/4" diameter		
48-25-1371	48-25-1372	1-3/8" diameter		
48-25-1501	48-25-1502	1-1/2" diameter		1"
48-25-1751	48-25-1752	1-3/4" diameter		1"
48-25-2001	48-25-2002	2" diameter		1-1/2"
48-25-2121	48-25-2122	2-1/8" diameter		
48-25-2251	48-25-2252	2-1/4" diameter		
48-25-2561	48-25-2562	2-9/16" diameter		2"
48-25-3001	N/A	3" diameter	3 Milled flats	2-1/2"*
48-25-3621	N/A	3-5/8" diameter	3 Milled flats	3"*
48-25-4125	N/A	4-1/8" diameter	3 Milled flats	3"**
48-25-4621	N/A	4-5/8" diameter	3 Milled flats	4"*

CAT. NO.	DESCRIPTION
48-25-6000	Accessory kit for selffeed bits. Includes 5 selffeed screws, 3 set screws and hex wrench
48-28-6870	Feed screw - Coarse Thread - 1/4"
49-96-0060	Socket wrench - 1/8"
06-83-2625	Set screw
48-25-7000	Accessory kit for selffeed bits. Includes 3 selffeed screws, 2 set screws and hex wrench. For 3" and Larger Selffeed Bits.
48-07-0201	Replaceable arbor. For 3" and Larger Selffeed Bits.
48-28-6880	Feed screw - Regular Thread - 3/8". For 3" and Larger Selffeed Bits.
49-96-0070	Socket wrench - 5/32". For 3" and Larger Selffeed Bits.
06-83-3150	Set screw. For 3" and Larger Selffeed Bits.

*Cast iron or copper pipe size **PVC pipe w/ coupling

7/16" SHANK QUICK CHANGE



7/16" HEX SHANK EXTENSIONS WITH QUICK CHANGE SHANK

For selffeed bits, auger bits and hole saws (1" diameter and larger) with 7/16" hex shank. 7/16" Hex Shanks fit 3 Jaw Chucks or 7/16" Quick Change Chucks.

CATALOG NUMBER	LENGTH	REPLACEMENT SET SCREW
48-28-4001	5-1/2"	06-83-2711
48-28-4006	12"	REPLACEMENT 1/8" SOCKET WRENCH 49-96-0060
48-28-4011	18"	
48-28-4016	24"	

7/16" QUICK CHANGE CHUCK

Used with Quick Change Shank



CAT. NO.	SHANK	APPLICATION
48-03-0006	1/2"	7/16" Quick drive shank



4-BIT CONTRACTORS' KIT

49-22-0135 Assortment of MILWAUKEE selffeed bits for big hole drilling. Sizes include 1-3/8", 1-1/2", 2-1/8", 2-9/16" diameters. Also 5-1/2" one piece - shank and coupling - extension and carrying case.

SELFEED BIT KIT - CASE ONLY

Case is made of hi-impact polyethylene double wall construction for full bit protection. (No metal to metal contact!)

PLUMBERS' KIT CASE: 48-55-0790

CONTRACTORS' KIT CASE (4 OR 7 BIT): 48-55-0775



PLUMBERS' KIT



CONTRACTORS' KIT

7-BIT PLUMBERS' KIT


49-22-0065 Complete assortment of the most commonly used MILWAUKEE bits for big hole drilling. Quick change auger sizes include 7/8" (48-13-6552), 1-1/8" (48-13-6554), 1-1/4" (48-13-6555), 1-1/2" (48-13-6557) auger bits and selffeed bits in 1-3/4", 2-1/8", 2-9/16" diameters. Also 5-1/2" one piece - shank and coupling - extension and carrying case.

7-BIT CONTRACTORS' KIT

49-22-0130 Complete assortment of the most commonly used MILWAUKEE selffeed bits for big hole drilling. Sizes include 1", 1-1/8", 1-1/4", 1-1/2", 1-3/4", 2-1/8", 2-9/16" diameters. Also 5-1/2" one piece - shank and coupling - extension and carrying case.

HEAVY-DUTY AUGER BITS

- 7/16" hex quick change shanks for sure chuck grip.
- Feed screw pilot draws bit into wood.
- Sharp cutting spurs and lips can be quickly resharpened for fast, efficient production.
- Hardened alloy steel protect against damage in nail imbedded wood.



QUICK CHANGE AUGER BITS

All 4" twist and 6-1/2" long. 7/16" hex shanks for sure chuck grip. Feed screw pilot draws bit into wood. Sharp cutting spurs and lips can be quickly resharpened for fast, efficient production. Quick change auger bit sizes include:

SHANK	DIA.	CAT. NO. NUMBER	OVERALL LENGTH	FOR STD. PIPE SIZES
7/16" Hex	7/8"	48-13-6552	6-1/2"	3/8"
7/16" Hex	1-1/8"	48-13-6554	6-1/2"	1/2"
7/16" Hex	1-1/4"	48-13-6555	6-1/2"	3/4"
7/16" Hex	1-1/2"	48-13-6557	6-1/2"	1"

6-1/2" AUGER BITS

SHANK	DIA.	CATALOG NUMBER	OVERALL LENGTH	FOR STD. PIPE SIZES
7/16" Hex	3/4"	48-13-0750	6-1/2"	
7/16" Hex	7/8"	48-13-0870	6-1/2"	3/8"
7/16" Hex	1"	48-13-1000	6-1/2"	
7/16" Hex"	1-1/8"	48-13-1120	6-1/2"	1/2"
7/16" Hex	1-1/4"	48-13-1250	6-1/2"	3/4"
7/16" Hex	1-3/8"	48-13-1370	6-1/2"	
7/16" Hex"	1-1/2"	48-13-1500	6-1/2"	1"

HEAVY-DUTY AUGER & SHIP AUGER BITS

- Hardened alloy steel for long life in imbedded wood.
- Precision machined for smooth, wobble free boring.
- Large, wide throat design gives excellent chip removal.
- Self feeding screw point and 7/16" hex quick change shank.



6" SHIP AUGER BITS

SHANK	DIA.	CATALOG NUMBER	OVERALL LENGTH
7/16" Hex	11/16"	48-13-0683	6"
7/16" Hex	3/4"	48-13-0753	6"
7/16" Hex	13/16"	48-13-0813	6"
7/16" Hex	7/8"	48-13-0873	6"
7/16" Hex	15/16"	48-13-0933	6"
7/16" Hex	1"	48-13-1003	6"
7/16" Hex	1-1/16"	48-13-1063	6"
7/16" Hex	1-1/8"	48-13-1123	6"
7/16" Hex	1-1/4"	48-13-1253	6"
7/16" Hex	1-3/8"	48-13-1373	6"
7/16" Hex	1-1/2"	48-13-1503	6"

18" SHIP AUGER BITS

SHANK	DIA.	CATALOG NUMBER	OVERALL LENGTH
7/16" Hex	9/16"	48-13-5560	18"
7/16" Hex	5/8"	48-13-5620	18"
7/16" Hex	11/16"	48-13-5680	18"
7/16" Hex	3/4"	48-13-5750	18"
7/16" Hex	13/16"	48-13-5810	18"
7/16" Hex	7/8"	48-13-5870	18"
7/16" Hex	15/16"	48-13-5930	18"
7/16" Hex	1"	48-13-6000	18"
7/16" Hex	1-1/16"	48-13-6010	18"
7/16" Hex	1-1/8"	48-13-6120	18"
7/16" Hex	1-1/4"	48-13-6250	18"
7/16" Hex	1-3/8"	48-13-6370	18"
7/16" Hex	1-1/2"	48-13-6500	18"

HEAVY-DUTY ELECTRICIAN'S BITS

- Fast spiral, two flute – 6" selffeed produces a smooth, clean hole.



SHANK	DIAMETER	CATALOG NUMBER	OVERALL LENGTH	SHANK	DIAMETER	CATALOG NUMBER	OVERALL LENGTH
7/16" Hex	5/8"	48-13-8062	8-1/2"	7/16" Hex	7/8"	48-13-8087	8-1/2"
7/16" Hex	11/16"	48-13-8068	8-1/2"	7/16" Hex	1"	48-13-8100	8-1/2"
7/16" Hex	3/4"	48-13-8075	8-1/2"	7/16" Hex	1-1/8"	48-13-8112	8-1/2"
7/16" Hex	3/16"	48-13-8081	8-1/2"	7/16" Hex	1-1/4"	48-13-8125	8-1/2"



HEAVY-DUTY WOOD BORING DRILL BITS AND FLAT BORING BITS

HEAVY-DUTY BELLHANGER BITS



For installers of all types of small wire systems – computer, security, phone cable, etc. Extra length for extra reach. Pull the wire back through the hole by simply attaching a line or the wire to the bit.

DIAMETER	CATALOG NUMBER	OVERALL LENGTH	DIAMETER	CATALOG NUMBER	OVERALL LENGTH	DIAMETER	CATALOG NUMBER	OVERALL LENGTH
1/4"	48-13-7125	12"	3/16"	48-13-7218	18"	1/4"	48-13-7325	24"
5/16"	48-13-7131	12"	1/4"	48-13-7225	18"	3/8"	48-13-7337	24"
3/8"	48-13-7137	12"	5/16"	48-13-7231	18"			
			3/8"	48-13-7237	18"			
			7/16"	48-13-7243	18"			

HEAVY-DUTY CABLE BITS



Also for installers of small wire systems. Cable Bits are flexible steel shaft bits in 54" and 72" lengths that let you reach unreachable areas behind walls with greater ease and precision.

Use of the placement tool accessory is recommended for setting the bit into proper drilling location within the interior of walls.

DIAMETER	CATALOG NUMBER	OVERALL LENGTH	DIAMETER	CATALOG NUMBER	OVERALL LENGTH
3/8"	48-13-8237	54"	3/8"	48-13-8337	72"
1/2"	48-13-8250	54"	1/2"	48-13-8350	72"
9/16"	48-13-8256	54"	9/16"	48-13-8356	72"
3/4"	48-13-8275	54"	3/4"	48-13-8375	72"



PLACEMENT GUIDE TOOL
48-08-0275 Includes instructions.

HEAVY-DUTY FLAT BORING BITS



DIAMETER	CATALOG NUMBER	SHANK DIAMETER	OVERALL LENGTH	DIAMETER	CATALOG NUMBER	SHANK DIAMETER	OVERALL LENGTH
1/4"	48-27-0251	1/4" Hex	6-3/16"	13/16"	48-27-0811	1/4" Hex	6-1/8"
5/16"	48-27-0311	1/4" Hex	6-3/16"	7/8"	48-27-0871	1/4" Hex	6-1/8"
3/8"	48-27-0371	1/4" Hex	6-1/16"	15/16"	48-27-0941	1/4" Hex	6-3/16"
7/16"	48-27-0441	1/4" Hex	6-1/16"	1"	48-27-1001	1/4" Hex	6-3/16"
1/2"	48-27-0501	1/4" Hex	6-1/8"	1-1/8"	48-27-1121	1/4" Hex	6-3/8"
9/16"	48-27-0561	1/4" Hex	6-1/8"	1-1/4"	48-27-1251	1/4" Hex	6-3/8"
5/8"	48-27-0621	1/4" Hex	6-1/8"	1-3/8"	48-27-1371	1/4" Hex	6-3/8"
11/16"	48-27-0681	1/4" Hex	6-1/8"	1-1/2"	48-27-1501	1/4" Hex	6-3/8"
3/4"	48-27-0751	1/4" Hex	6-3/8"				

FLAT BORING BITS

- Premium Quality – Heat Treated For Strength And Hardness
- Precision Made Of High Carbon Steel For Durability And Long Life
Bore clean holes fast at any angle in wood, plastic, plywood and formica. Drill point and cutting edges can be resharpened often.
- Fluted Bit Clears Chips
- Furnished With Hole For Use In Wire Pulling
- Flats For Secure Chuck Grip
- 1/4" Quick Change Hex Shank



FLAT BORING BIT KIT

49-22-0071 Assortment includes 6 of the most popular size bits (3/8", 1/2", 5/8", 3/4", 7/8" and 1") in a protective vinyl pouch.

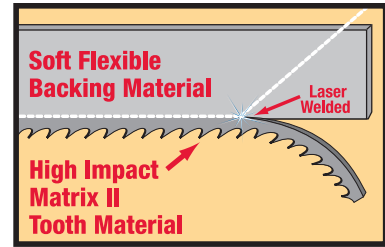
12" FLAT BORING BIT EXTENSION

48-28-3350 For use with flat boring bits.





HEAVY-DUTY 4/6 SUPER-TOUGH® BI-METAL HOLE SAWS



DISPLAY PACKAGING CATALOG NUMBER	BOX PACKAGING CATALOG NUMBER	HOLE DIAMETER SIZE	HOLE DIAMETER SIZE	DEPTH OF CUT	USE WITH ARBOR NUMBER	PIPE TAP	PIPE ENTRANCE SIZE	FOR COPPER PIPE SIZE I.D.
49-56-0010	49-56-0011	5/8"	16 MM	1-1/2"	↑	-	-	1/4"
49-56-0015	49-56-0016	11/16"	17 MM	1-1/2"	49-56-6950	-	-	3/8"
49-56-0020	49-56-0021	3/4"	19 MM	1-1/2"	-	-	3/8"	1/2"
49-56-0025	49-56-0026	13/16"	21 MM	1-1/2"	49-56-6960	-	-	1/2"
49-56-0030	49-56-0031	7/8"	22 MM	1-1/2"	-	3/4"	1/2"	5/8"
49-56-0035	49-56-0036	15/16"	24 MM	1-1/2"	49-56-7000	-	-	-
49-56-0040	49-56-0041	1"	25 MM	1-1/2"	-	-	-	3/4"
49-56-0045	49-56-0046	1-1/16"	27 MM	1-1/2"	49-56-7010	-	-	-
49-56-0050	49-56-0051	1-1/8"	29 MM	1-1/2"	↓	1"	3/4"	3/4"
49-56-0055	49-56-0056	1-3/16"	30 MM	1-1/2"	↑	-	-	-
49-56-0060	49-56-0061	1-1/4"	32 MM	1-1/2"	49-56-6970	-	-	1"
49-56-0065	49-56-0066	1-5/16"	33 MM	1-1/2"	-	-	-	-
49-56-0070	49-56-0071	1-3/8"	35 MM	1-1/2"	-	-	1"	-
49-56-0075	49-56-0076	1-7/16"	37 MM	1-1/2"	-	-	-	-
49-56-0080	49-56-0081	1-1/2"	38 MM	1-1/2"	49-56-7055	1-1/4"	-	1-1/4"
49-56-0085	49-56-0086	1-9/16"	40 MM	1-1/2"	-	-	-	-
49-56-0090	49-56-0091	1-5/8"	41 MM	1-1/2"	49-56-7140	-	-	-
49-56-0095	49-56-0096	1-11/16"	43 MM	1-1/2"	-	-	-	-
49-56-0100	49-56-0101	1-3/4"	44 MM	1-1/2"	49-56-7150	1-1/2"	1-1/4"	1-1/2"
49-56-0105	49-56-0106	1-13/16"	46 MM	1-1/2"	↓	-	-	-
49-56-0110	49-56-0111	1-7/8"	48 MM	1-1/2"	↑	-	-	-
49-56-0115	49-56-0116	2"	51 MM	1-1/2"	↓	-	1-1/2"	-
49-56-0120	49-56-0121	2-1/16"	52 MM	1-1/2"	↑	-	-	-
49-56-0125	49-56-0126	2-1/8"	54 MM	1-1/2"	-	-	-	-
49-56-0130	49-56-0131	2-1/4"	57 MM	1-1/2"	49-56-7055	2"	-	2"
49-56-0135	49-56-0136	2-5/16"	59 MM	1-1/2"	-	-	-	-
49-56-0140	49-56-0141	2-3/8"	60 MM	1-1/2"	-	-	-	-
49-56-0145	49-56-0146	2-1/2"	64 MM	1-1/2"	-	-	2"	2"
49-56-0151	49-56-0150	2-9/16"	65 MM	1-1/2"	49-56-7055	-	2-1/2"	2-1/2"
49-56-0156	49-56-0155	2-5/8"	67 MM	1-1/2"	↑	2-1/2"	-	-
49-56-0161	49-56-0160	2-3/4"	70 MM	1-1/2"	-	-	-	-
49-56-0166	49-56-0165	2-7/8"	73 MM	1-1/2"	-	-	-	-
49-56-0171	49-56-0170	3"	76 MM	1-1/2"	49-56-7140	-	-	-
49-56-0176	49-56-0175	3-1/8"	79 MM	1-1/2"	↓	-	-	-
49-56-0181	49-56-0180	3-1/4"	83 MM	1-1/2"	49-56-7140	3"	-	-
49-56-0186	49-56-0185	3-3/8"	86 MM	1-1/2"	↑	-	-	-
49-56-0191	49-56-0190	3-1/2"	89 MM	1-1/2"	-	-	-	-
49-56-0196	49-56-0195	3-5/8"	92 MM	1-1/2"	49-56-7150	-	3"	-
49-56-0201	49-56-0200	3-3/4"	95 MM	1-1/2"	↓	3-1/2"	-	-
49-56-0206	49-56-0205	3-7/8"	98 MM	1-1/2"	↑	-	-	3-1/2"
49-56-0211	49-56-0210	4"	102 MM	1-1/2"	-	-	-	-
49-56-0216	49-56-0215	4-1/8"	105 MM	1-1/2"	-	-	3-1/2"	3-1/2"
49-56-0221	49-56-0220	4-1/4"	108 MM	1-1/2"	↓	4"	3-1/2"	4"
49-56-0226	49-56-0225	4-3/8"	111 MM	1-1/2"	↑	-	-	-
49-56-0231	49-56-0230	4-1/2"	114 MM	1-1/2"	-	-	4"	4"
49-56-0236	49-56-0235	4-3/4"	121 MM	1-1/2"	↓	-	-	-
49-56-0241	49-56-0240	5"	127 MM	1-1/2"	↑	-	-	-
49-56-0246	49-56-0245	5-1/2"	140 MM	1-1/2"	↓	-	-	5"
49-56-0251	49-56-0250	6"	152 MM	1-1/2"	↑	-	-	-

Bi-Metal

Super hard wear resistant high speed steel (tooth area) *laser* welded to a flexible spring steel backing material

Benefit – Matrix II High Speed Steel

Retains tooth hardness at high temperatures for metal cutting applications. Bi-metal construction allows the blade to flex and absorb impact without breaking while cutting nail embedded wood.



FOR GENERAL CONSTRUCTION, PLUMBING, ELECTRICAL, MAINTENANCE WORK

HEAVY-DUTY THICK BACK DESIGN

Hole saws are constructed with 3/16" thick steel backs on 1-1/2" diameter and larger. Smaller diameters have backs thicker than 3/16". Thick backs eliminate the need for driving plates and prevent drive pin holes from elongating.

4/6 Teeth – With 8% Cobalt

Multiple tooth design with varying toothsets and gullet depths. Deeper gullets provide more efficient chip clearance with less heat build-up. Requires lower feed pressure — ideal for higher RPM drills.

MILWAUKEE Bi-Metal Hole Saws are high production tools designed for cutting all machinable materials, including steel, aluminum, copper, brass, sheet metal, stainless steel, wood or plastics.

Heavy-Duty 3/16" Thick Steel Back

1-1/2" Cutting Depth

Faster, More Aggressive Cutting Plus Heat Resistant Cobalt

Less Vibration For Smoother Cuts

Shatter Resistant

High Alloy Steel Body Construction For Longer Life

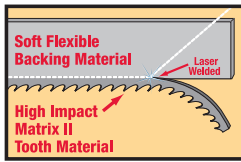
High Speed Steel Teeth Electron Beam Welded To A Steel Body

THREAD SIZE: Size 9/16" thru 1-3/16" is 1/2"-20. Size 1-1/4" thru 6" is 5/8"-18. Order Arbors Separately.



HEAVY-DUTY BI-METAL AND CARBIDE-TIPPED HOLE SAWS

MILWAUKEE HOLE SAWS PROVIDE AN ECONOMICAL MEANS OF EXTENDING THE USEFUL RANGE OF PORTABLE DRILLS, DRILL PRESSES AND LATHES.



BI-METAL 6 TPI (WITH COBALT)

MILWAUKEE Bi-Metal Hole Saws are high production tools designed for cutting all machinable materials, including steel, aluminum, copper, brass, sheet metal, stainless steel, wood or plastics.



CARBIDE-TIPPED 4 TPI

MILWAUKEE Carbide-Tipped Hole Saws provide longer life and faster cutting. Designed for cutting ceramic tile, flakeboard, fiberboard, fiberglass and wood. Not recommended for metal.



RECESSED LIGHT HOLE SAWS

For cutting through drywall, plaster, acoustical tile, ceiling tile and stucco with wire mesh backing. 1-3/4" depth of cut. For use with MILWAUKEE Compact Drills or larger drills.

CATALOG NO.	HOLE SIZE	THREAD SIZE
49-56-0300	4-3/8"	5/8"-18
49-56-0305	6-3/8"	5/8"-18
49-56-0310	6-5/8"	5/8"-18
49-56-0315	6-7/8"	5/8"-18

HOLE-SAW SPECIFICATIONS

PILOT DRILLS

1/4" HIGH SPEED



49-56-8000 For Use with Hole Saw Arbors 49-56-6950, 49-56-7000, 49-56-7055 and 49-56-7140. For General Cutting of Wood and Metal.



49-56-8002 With 1/4" Fluting for Light Gauge Metals. For Use with Hole Saw Arbors 49-56-6950, 49-56-7000, 49-56-7055 and 49-56-7140.



49-56-8003 For Use with Hole Saw Arbors 49-56-6960 and 49-56-6970. For General Cutting of Wood and Metal.



49-56-8010 For Use with Hole Saw Arbors 49-56-7010 and 49-56-7150. For General Cutting of Wood and Metal.

1/4" CARBIDE-TIPPED



49-56-8005 For Use with Carbide-Tip Hole Saws When Drilling Ceramic Tile. Use with Hole Saw Arbors 49-56-6950, 49-56-7000, 49-56-7055 and 49-56-7140.

HEX EXTENSION WITH QUICK CHANGE SHANKS

ONE PIECE 7/16" For Hole Saws, Selffeed Bits and Auger Bits (1" Dia. and Larger) with 7/16" Hex Shank.




CATALOG NUMBER	REPLACEMENT SET SCREW CATALOG NO.	REPLACEMENT 1/8" SOCKET WRENCH CATALOG NO.	LENGTH
48-28-4001	06-83-2711	49-96-0060	5-1/2"
48-28-4006	06-83-2711	49-96-0060	12"
48-28-4011	06-83-2711	49-96-0060	18"
48-28-4016	06-83-2711	49-96-0060	24"

Hole Saws and Arbors are Interchangeable with Most Other Brands.

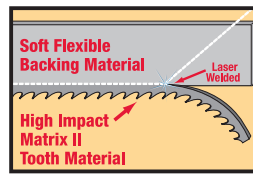
BI-METAL CATALOG NUMBER	CARBIDE-TIPPED CATALOG NUMBER	HOLE DIAMETER SIZE	HOLE DIAMETER SIZE	DEPTH OF CUT	USE WITH ARBOR NUMBER	PIPE TAP	PIPE ENTRANCE SIZE	FOR COPPER PIPE SIZE I.D.		
49-56-0620	49-56-0623	5/8"	16 MM	1-1/4"	↑	-	-	1/4"		
49-56-0680		11/16"	17 MM	1-1/2"		49-56-6950	-	-	3/8"	
49-56-0750	49-56-0753	3/4"	19 MM	1-1/2"		49-56-6951	-	3/8"	1/2"	
49-56-0810		13/16"	21 MM	1-1/2"		49-56-6960	3/4"	1/2"	5/8"	
49-56-0870	49-56-0873	7/8"	22 MM	1-1/2"		49-56-7000	-	-	-	
49-56-0930		15/16"	24 MM	1-1/2"		49-56-7010	-	-	3/4"	
49-56-1000	49-56-1003	1"	25 MM	1-1/2"		↓	-	-	-	
49-56-1060		1-1/16"	27 MM	1-1/2"			49-56-6970	1"	3/4"	3/4"
49-56-1120	49-56-1123	1-1/8"	29 MM	1-1/2"			49-56-7055	-	-	-
49-56-1180		1-3/16"	30 MM	1-1/2"			49-56-7140	-	-	1"
49-56-1250	49-56-1253	1-1/4"	32 MM	1-1/2"	49-56-7150		-	-	-	
49-56-1310		1-5/16"	33 MM	1-1/2"	↑		-	-	-	
49-56-1370	49-56-1373	1-3/8"	35 MM	1-1/2"			49-56-6970	-	1"	-
49-56-1500	49-56-1503	1-1/2"	38 MM	1-1/2"			49-56-7055	1-1/4"	-	1-1/4"
49-56-1620	49-56-1623	1-5/8"	41 MM	1-1/2"			49-56-7140	-	-	-
49-56-1750	49-56-1753	1-3/4"	44 MM	1-1/2"			49-56-7150	1-1/2"	1-1/4"	1-1/2"
49-56-1870	49-56-1873	1-7/8"	48 MM	1-1/2"		↓	-	-	-	
49-56-2000	49-56-2003	2"	51 MM	1-1/2"			49-56-7055	-	1-1/2"	-
49-56-2060		2-1/16"	52 MM	1-1/2"			49-56-7140	-	-	-
49-56-2120	49-56-2123	2-1/8"	54 MM	1-1/2"			49-56-7150	-	-	-
49-56-2250	49-56-2253	2-1/4"	57 MM	1-1/2"			↑	2"	-	2"
49-56-2370	49-56-2373	2-3/8"	60 MM	1-1/2"	49-56-7055			-	-	-
49-56-2500	49-56-2503	2-1/2"	64 MM	1-1/2"	49-56-7140			-	2"	2"
49-56-2560		2-9/16"	65 MM	1-1/2"	49-56-7150			-	-	-
49-56-2620	49-56-2623	2-5/8"	67 MM	1-1/2"	49-56-7055			2-1/2"	-	-
49-56-2750	49-56-2753	2-3/4"	70 MM	1-1/2"	49-56-7140			-	-	-
49-56-2870	49-56-2873	2-7/8"	73 MM	1-1/2"	49-56-7150	-		-	-	
49-56-3000	49-56-3003	3"	76 MM	1-1/2"	49-56-7055	-		2-1/2"	2-1/2"	
49-56-3120		3-1/8"	79 MM	1-1/2"	49-56-7140	-		-	-	
49-56-3250	49-56-3253	3-1/4"	83 MM	1-1/2"	49-56-7150	3"		-	-	
49-56-3370		3-3/8"	86 MM	1-1/2"	↓	-	-	3"		
49-56-3500	49-56-3503	3-1/2"	89 MM	1-1/2"		49-56-7055	-	-	-	
49-56-3620	49-56-3623	3-5/8"	92 MM	1-1/2"		49-56-7140	-	3"	-	
49-56-3750	49-56-3753	3-3/4"	95 MM	1-1/2"		49-56-7150	3-1/2"	-	-	
49-56-3870		3-7/8"	98 MM	1-1/2"		49-56-7055	-	-	3-1/2"	
49-56-4000	49-56-4003	4"	102 MM	1-1/2"		49-56-7140	-	-	-	
49-56-4120		4-1/8"	105 MM	1-1/2"		49-56-7150	-	3-1/2"	3-1/2"	
49-56-4250	49-56-4253	4-1/4"	108 MM	1-1/2"		49-56-7055	4"	3-1/2"	4"	
49-56-4370		4-3/8"	111 MM	1-1/2"		49-56-7140	-	-	-	
49-56-4500	49-56-4503	4-1/2"	114 MM	1-1/2"		49-56-7150	-	4"	4"	
49-56-4750		4-3/4"	121 MM	1-1/2"	49-56-7055	-	-	-		
49-56-5000	49-56-5003	5"	127 MM	1-1/2"	49-56-7140	-	-	-		
49-56-5500		5-1/2"	140 MM	1-1/2"	49-56-7150	-	-	5"		
49-56-6000	49-56-6003	6"	152 MM	1-1/2"	49-56-7055	-	-	-		

ARBOR SPECIFICATIONS

CATALOG NUMBER	SHANK	THREAD	STANDARD PILOT	CAN USE 1/4" FLUTE PILOT	CAN USE CARBIDE PILOT	FOR HOLE SAW DIAMETERS
A 49-56-6950*	1/4" Round	1/2"-20	49-56-8000	49-56-8002	49-56-8005	9/16"-1-3/16"
A 49-56-6951 Carbide Pilot*	1/4" Round	1/2"-20	49-56-8005			9/16"-1-3/16"
B 49-56-6960*	1/4" 3 Flats	1/2"-20	49-56-8003			9/16"-1-3/16"
C 49-56-7000*	7/16" Hex	1/2"-20	49-56-8000	49-56-8002	49-56-8005	9/16"-1-3/16"
D 49-56-7010*	3/8" Hex	1/2"-20	49-56-8010			9/16"-1-3/16"
E 49-56-6970	1/4" 3 Flats	5/8"-18	49-56-8003			1-1/4"-2"
F 49-56-7055 Push Pins	7/16" Hex	5/8"-18	49-56-8000	49-56-8002	49-56-8005	1-1/4" & up
G 49-56-7140 Snap Pins	7/16" Hex	5/8"-18	49-56-8000	49-56-8002	49-56-8005	1-1/4" & up
H 49-56-7150 Snap Pins	3/8" Hex	5/8"-18	49-56-8010			1-1/4" & up



* Arbor Adapter 49-56-6560, Arbor Spacer 49-67-0120 available for use with Hole Saws over 1-3/16".



HEAVY-DUTY BI-METAL HOLE SAW KITS

HEAVY-DUTY ACCESSORY KITS



7-PIECE CARBIDE TIPPED JOB SAVER KIT 49-22-4075

Consists of 7/8", 1", 1-1/8", 1-1/4", 1-1/2" sizes. Arbor No. 49-56-6951, Arbor Spacer No. 49-67-0120, Arbor Adapter No. 49-56-6560 and sturdy Plastic Case.

PLASTIC CASE ONLY 48-55-0783



7-PIECE JOB SAVER KIT 49-22-4070

Consists of 7/8", 1", 1-1/8", 1-1/4", 1-1/2" sizes. Arbor No. 49-56-6950, Arbor Spacer No. 49-67-0120, Arbor Adapter No. 49-56-6560 and sturdy Plastic Case.

PLASTIC CASE ONLY 48-55-0782



7-PIECE 4/6 TOOTH JOB SAVER KIT 49-22-4071

Consists of 7/8", 1", 1-1/8", 1-1/4", 1-1/2" sizes. Arbor No. 49-56-6950, Arbor Spacer No. 49-67-0120, Arbor Adapter No. 49-56-6560 and sturdy Plastic Case.

PLASTIC CASE ONLY 48-55-0782



8-PIECE ELECTRICIANS' KIT 49-22-4050

Consists of 7/8", 1-1/8", 1-1/2", 1-3/4", 2", 2-1/2" sizes. Arbor Nos. 49-56-7000, 49-56-7140 and sturdy Plastic Case.

PLASTIC CASE ONLY 48-55-0781



13-PIECE PLUMBERS' AND ELECTRICIANS' KIT 49-22-4065

Consists of 3/4", 7/8", 1-1/8", 1-3/8", 1-1/2", 1-3/4", 2", 2-1/4", 2-1/2" sizes. Arbor Nos. 49-56-6950, 49-56-7140, Pilot Drill No. 49-56-8000, Arbor Spacer No. 49-67-0120, Arbor Adapter No. 49-56-6560 and sturdy Plastic Case.

PLASTIC CASE ONLY 48-55-0781



13-PIECE 4/6 TOOTH PLUMBERS' AND ELECTRICIANS' KIT 49-22-4066

Consists of 3/4", 7/8", 1-1/8", 1-3/8", 1-1/2", 1-3/4", 2", 2-1/4", 2-1/2" sizes. Arbor Nos. 49-56-6950, 49-56-7140, Pilot Drill No. 49-56-8000, Arbor Spacer No. 49-67-0120, Arbor Adapter No. 49-56-6560 and sturdy Plastic Case.

PLASTIC CASE ONLY 48-55-0781



17 PIECE DELUXE ELECTRICIANS' KIT 49-22-4085

Consists of 5/8", 3/4", 7/8", 1", 1-1/8", 1-1/4", 1-3/8", 1-1/2", 1-3/4", 2", 2-1/2", 3" sizes. Arbor Nos. 49-56-7000, 49-56-7140, 3 Pilot Drills No. 49-56-8000 and sturdy Plastic Case.

PLASTIC CASE ONLY 48-55-0784



17 PIECE 4/6 TOOTH DELUXE ELECTRICIANS' KIT 49-22-4086

Consists of 5/8", 3/4", 7/8", 1", 1-1/8", 1-1/4", 1-3/8", 1-1/2", 1-3/4", 2", 2-1/2", 3" sizes. Arbor Nos. 49-56-7000, 49-56-7140, 3 Pilot Drills No. 49-56-8000 and sturdy Plastic Case.

PLASTIC CASE ONLY 48-55-0784



HOLE SAW DOOR LOCK INSTALLATION KIT 49-22-4063

Consists of 1" and 2-1/8" 4/6 Tooth Hole Saw, 3/8" Hex Arbor, Arbor Spacer and Arbor Adapter.

HOLE SAW ARBOR SERVICE KIT 48-07-0550

Spring, ball and screws necessary for replacement on Arbor Nos. 49-56-7130, 49-56-7140 and 49-56-7150.

QUICK CHANGE SHEET METAL CARBIDE TOOTH HOLE SAWS

For material up to 3/16" thick. Heavy-Duty Carbide Teeth cut fine holes in stainless steel or structural steel studs. Improve production in brass, aluminum and other thin sheet materials. Use arbor No. 49-57-0035 (sold separately).

- Specifically Designed For Hand Held Applications To Produce Drill Press Quality Holes.
- Drills Burr Free Hole
- Heavy-Duty Cutting Performance
- One Arbor Fits All Cutters
- Easy Slug Ejection Or Removal
- Ability To Pre-Drill Pilot Holes And Then Attach Cutter
- Heavy-Duty Carbide Tipped Hole Saws Stay Sharp Longer Than High-Speed Steel Or Bi-Metal Cutters
- Multiple Teeth Reduce Load – Less Cutting Force Required



DIAMETER	CUTTER ONLY CATALOG NUMBER	DIAMETER	CUTTER ONLY CATALOG NUMBER	DIAMETER	CUTTER ONLY CATALOG NUMBER
3/4"	49-57-8305	1-3/8"	49-57-8323	2-1/4"	49-57-8335
7/8"	49-57-8309	1-7/16"	49-57-8325	2-3/8"	49-57-8337
1"	49-57-8311	1-3/4"	49-57-8329	2-1/2"	49-57-8339
1-1/8"	49-57-8315	2"	49-57-8331	2-5/8"	49-57-8341
1-7/32"	49-57-8317	2-1/8"	49-57-8333	3"	49-57-8343

Lubrication extends carbide life.

5-PIECE ELECTRICIANS' KIT 49-22-8300
Consists of 7/8", 1-1/8", 1-3/8", Pilot & Arbor. Includes Sturdy Plastic Carrying Case

7-PIECE ELECTRICIANS' KIT 49-22-8310
Consists of 7/8", 1-1/8", 1-3/8", 1-3/4", 2", Pilot & Arbor. Includes Sturdy Plastic Carrying Case



QUICK CHANGE STEEL PLATE CARBIDE TOOTH HOLE SAWS

For material up to 1/2" thick. Excellent for hand held applications in 1/4" or 3/8" material – use arbor No. 49-57-0035. For thick material up to 1/2", use a drill press and arbor No. 49-57-0037 (sold separately).



DIAMETER	CUTTER ONLY CATALOG NUMBER	DIAMETER	CUTTER ONLY CATALOG NUMBER	DIAMETER	CUTTER ONLY CATALOG NUMBER
11/16"	49-57-8201	1"	49-57-8211	1-5/16"	49-57-8221
3/4"	49-57-8203	1-1/16"	49-57-8213	1-3/8"	49-57-8223
13/16"	49-57-8205	1-1/8"	49-57-8215	1-7/16"	49-57-8225
7/8"	49-57-8207	1-3/16"	49-57-8217	1-1/2"	49-57-8227
15/16"	49-57-8209	1-1/4"	49-57-8219		

Lubrication extends carbide life. For metals thicker than 1/4", lubrication is recommended.



1-PIECE STEEL HAWG CUTTERS

1/2" Cutting Depth
Sizes 11/16" and 13/16"
Recommended for use with MILWAUKEE Electromagnetic Drill Presses or Hand Drill.


CAT. NO.	DIAMETER
49-57-8068	11/16"
49-57-8081	13/16"



PILOT BITS	DIAMETER
49-57-0038	2-3/4"

QUICK CHANGE ARBOR SYSTEM

ARBOR
49-57-0035



ARBOR FOR DRILL PRESS APPLICATIONS USE:

CATALOG NO.	SHANK	INCLUDES
A 49-57-0037	1/2"	Center Pin and detachable Drill Cap**
B 42-52-1015	N/A	Drill Cap**
40-50-8780	N/A	Ejector Spring

**Drill Cap is for drilling a pilot hole ID used in a hand held application.



5-PIECE CONTRACTORS' KIT 49-22-8200
Consists of 11/16", 13/16", 15/16" Pilot & Arbor. Includes Sturdy Plastic Carrying Case

7-PIECE CONTRACTORS' KIT 49-22-8210
Consists of 11/16", 13/16", 15/16", 1-1/8", 1-3/8", Pilot & Arbor. Includes Sturdy Plastic Carrying Case

HEAVY-DUTY STEP DRILL BITS

DRILL PERFECTLY ROUND HOLES IN STEEL, BRASS, COPPER, ALUMINUM, WOOD, PLEXIGLASS AND PLASTIC



A SELF-STARTING MULTI-HOLE BIT
48-89-9100 1/4" shank, 13 hole sizes, make this the perfect all-around bit for most common drilling jobs.



B SELF-STARTING MULTI-HOLE BIT
48-89-9105 3/8" shank, 9 hole sizes, make this a good choice for medium size holes.



C HOLE ENLARGING BIT
48-89-9110 3/8" shank, 9 hole sizes, make this the companion to bit "A". Requires 1/2" or larger pilot hole.



D SELF-STARTING KNOCKOUT
48-89-9115 3/8" shank, drills 7/8" knockouts quickly and easily. Well suited for draw bolt holes for large knockouts and miniature pilot holes.



E SELF-STARTING KNOCKOUT
48-89-9120 1/4" shank, 3/8" hole. Well suited for auto body jobs and electrical panel work.



F SELF-STARTING KNOCKOUT
48-89-9125 1/4" shank, 1/2" hole. For auto body and electrical panel work. Many other uses.



G SELF-STARTING MULTI-HOLE BIT
48-89-9130 3/8" shank, 12 hole size bit perfect for knockouts.




H SELF-STARTING COMBINATION KNOCKOUT
48-89-9135 3/8" shank, 3 hole size bit gives increased flexibility for knockout pilots.



48-89-9050
Set of Two Step Drill Bits

I SET OF TWO STEP DRILL BITS
48-89-9050 Includes 48-89-9100 and 48-89-9110. Gives a range of diameters 1/8" to 1".



DOUBLE FLUTE DESIGN FEATURE

- Balanced Double Flute Design Provides Two Cutting Edges For Easier, Faster Cutting In Soft Or Hard Material

HOLE DRILLING APPLICATIONS:

- Drill Up To 13 Different Size Holes With A Single Bit
- Large and Small Knockouts
- Enlarging And Deburring Holes
- Clog-Free, Meltless PVC Drilling
- Auto Rustproofing And Accessory Installations
- Blowing-In Home Insulation
- Crack-Free, Chip-Free Plastic/Plexiglass Drilling
- Sawing/Reaming Composition Board, Soft Wood And Plasterboard

CATALOG NUMBER	SHANK	HOLE SIZE MAX.	HOLE SIZE MIN.	STEP INCREMENTS	THICKNESS
A 48-89-9100	1/4"	1/2"	1/8"	1/32"	1/8"
B 48-89-9105	3/8"	3/4"	1/4"	1/16"	1/8"
C 48-89-9110	3/8"	1"	9/16"	1/16"	1/8"
D 48-89-9115	3/8"	7/8"	-	-	-
E 48-89-9120	1/4"	3/8"	-	-	-
F 48-89-9125	1/4"	1/2"	-	-	-
G 48-89-9130	3/8"	7/8"	3/16"	1/16"	1/8"
H 48-89-9135	3/8"	1-1/8", 7/8"	1/4"	-	-
I 48-89-9050	1/4" and 3/8"	1"	1/8"	1/32"-1/16"	1/8"

HEAVY-DUTY FORSTNER BITS



Precision made of high carbon tool steel and are ideal for drilling into wood at any angle to produce smooth, splinter-free, flat bottom holes. Excellent for doweling, creating pocket holes, boring any part of a circle, and making clean cuts in thin material and veneers.

CATALOG NUMBER	BIT DIA.	LGTH.	SHANK SIZE	CATALOG NUMBER	BIT DIA.	LGTH.	SHANK SIZE	CATALOG NUMBER	BIT DIA.	LGTH.	SHANK SIZE
48-14-0250 •	1/4"	3"	5/16"	48-14-1000 •	1"	3-1/2"	3/8"	48-14-1750	1-3/4"	3-1/2"	3/8"
48-14-0375 •	3/8"	3-1/2"	5/16"	48-14-1125	1-1/8"	3-1/2"	3/8"	48-14-1875	1-7/8"	3-1/2"	3/8"
48-14-0500 •	1/2"	3-1/2"	5/16"	48-14-1250	1-1/4"	3-1/2"	3/8"	48-14-2000	2"	3-1/2"	3/8"
48-14-0625 •	5/8"	3-1/2"	5/16"	48-14-1375	1-3/8"	3-1/2"	3/8"	48-14-2125	2-1/8"	3-1/2"	3/8"
48-14-0750 •	3/4"	3-1/2"	3/8"	48-14-1500	1-1/2"	3-1/2"	3/8"				
48-14-0875 •	7/8"	3-1/2"	3/8"	48-14-1625	1-5/8"	3-1/2"	3/8"				

7-PIECE FORSTNER BIT SET

48-14-0007 The 7-piece set includes the RED bulleted (•) numbers listed above.

16-PIECE FORSTNER BIT SET

48-14-0016 The 16-piece set includes all of the bit numbers listed above.



HEAVY-DUTY TIP GEOMETRY



118° STANDARD POINT

- General Purpose
- Not Self-Centering
- Industry Standard
- Ideal For Stationary Drills
- Performs Best In Soft Materials



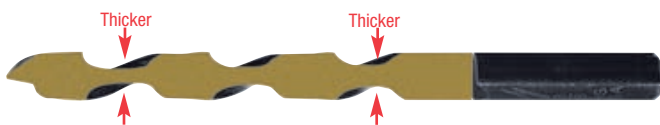
135° SPLIT POINT

- Self-Centering (won't walk)
- Excellent For Portable Drills
- Longer Drill Life
- Penetrates Quickly
- Good For Drilling On Curved Surfaces
- Requires Less Effort
- Recommended For Harder Materials

HEAVY-DUTY THUNDERBOLT® HSS DRILL BITS

MILWAUKEE THUNDERBOLT® TWIST DRILL BITS, ENGINEERED FOR USE WITH PORTABLE DRILLS

MILWAUKEE THUNDERBOLT®



THUNDERBOLT® FEATURES:

The Milwaukee Thunderbolt® Bit Is Engineered With A Thicker Web Point

The Milwaukee Thunderbolt® Bit Has A Faster Spiral And Unique Flute Form Compared To Conventional Drill Bits

Strength Built Into The Web With A Much Thicker Web At The Back Of The Drill Bit than Conventional Drill Bits

135° Self-Centering Split Point

50% Faster Cutting Extends Bit Life


Heavy-Duty Construction

THUNDERBOLT® BLACK & BRONZE HSS DRILL BITS

- **Thunderbolt Design** – Thicker web prevents bit breakage.
- **Premium Industrial Grade Steel** Provides heat resistance, durability and increases.
- **Unique Flute Form** improves chip ejection, reduces drill drawback and improves coolant flow to the drill point.
- **135° Split Point Self-Centers** to reduce “walking” and penetrates immediately.
- **Friction Reducing Finish** Increases Drill, Bit Life
- **Highly Recommended For Use With Portable Drills**



STANDARD COMPETITIVE DRILL BIT



THUNDERBOLT® BENEFITS:

The Thicker Web Allows For Quicker Penetration And Reduces Drilling Times While Generating Less Heat – Heat Decreases Bit Life

The Faster Spiral Increases Penetration Rates And The Open Flute Form Ejects The Hot Chips Rapidly – Heat Decreases Bit Life

With Increased Strength Built Into The Web, The Thunderbolt® Bit Can Perform Many Operations Where Conventional Bits May Either Chip or Break In Tough Drilling Applications

Reduces “Walking” For Accurate Drilling On Irregular Surfaces

Penetrates Material 50% Faster Than General Purpose Bits

Allows Higher Feed Rates And Results In Closer Holes Tolerances.

THUNDERBOLT® TITANIUM NITRIDE (TiN) HSS DRILL BITS

- **Thunderbolt Design** – Thicker web prevents bit breakage
- **(TiN) Coating** Maintains a sharp edge for longest bit life and provides the ultimate performance.
- **(TiN) Coating** removes heat from the bit tip when drilling in aluminum.
- **Unique Flute Form** improves chip ejection, reduces drill drawback and improves coolant flow to the drill point.
- **135° Split Point Self-Centers** to reduce “walking” and penetrates immediately.
- **Highly Recommended For Use With Portable Drills**




DIA. (INS.)	BLACK & BRONZE (ENVELOPE) PK.	QTY. PER PK.	BLACK & BRONZE (SKIN) PK.	QTY. PER PK.	DIA. (INS.)	BLACK & BRONZE (ENVELOPE) PK.	QTY. PER PK.	BLACK & BRONZE (SKIN) PK.	QTY. PER PK.	DIA. (INS.)	TITANIUM COATED (SKIN) PK.	QTY. PER PK.	DIA. (INS.)	TITANIUM COATED (SKIN) PK.	QTY. PER PK.
1/16	48-89-1004	10	48-89-1034	2	19/64	48-89-1019	10	48-89-1049	1	1/16	48-89-1804	2	19/64	—	—
5/64	48-89-1005	10	48-89-1035	2	5/16	48-89-1020	5	48-89-1050	1	5/64	48-89-1806	2	5/16	48-89-1824	1
3/32	48-89-1006	10	48-89-1036	2	21/64	48-89-1021	5	48-89-1051	1	3/32	48-89-1807	2	21/64	—	—
7/64	48-89-1007	10	48-89-1037	2	11/32	48-89-1022	5	48-89-1052	1	7/64	48-89-1808	2	11/32	—	—
1/8	48-89-1008	10	48-89-1038	2	23/64	48-89-1023	5	48-89-1053	1	1/8	48-89-1809	2	23/64	—	—
9/64	48-89-1009	10	48-89-1039	1	3/8	48-89-1024	5	48-89-1054	1	9/64	48-89-1811	1	3/8	48-89-1829	1
5/32	48-89-1010	10	48-89-1040	1	25/64	48-89-1025	5	48-89-1055	1	5/32	48-89-1812	1	25/64	—	—
11/64	48-89-1011	10	48-89-1041	1	13/32	48-89-1026	5	48-89-1056	1	11/64	48-89-1813	1	13/32	—	—
3/16	48-89-1012	10	48-89-1042	1	27/64	48-89-1027	5	48-89-1057	1	3/16	48-89-1814	1	27/64	—	—
13/64	48-89-1013	10	48-89-1043	1	7/16	48-89-1028	5	48-89-1058	1	13/64	48-89-1816	1	7/16	48-89-1834	1
7/32	48-89-1014	10	48-89-1044	1	29/64	48-89-1029	5	48-89-1059	1	7/32	48-89-1817	1	29/64	—	—
15/64	48-89-1015	10	48-89-1045	1	15/32	48-89-1030	5	48-89-1060	1	15/64	48-89-1818	1	15/32	—	—
1/4	48-89-1016	10	48-89-1046	1	31/64	48-89-1032	5	48-89-1061	1	1/4	48-89-1819	1	31/64	—	—
17/64	48-89-1017	10	48-89-1047	1	1/2	48-89-1033	5	48-89-1062	1	17/64	—	—	1/2	48-89-1839	1
9/32	48-89-1018	10	48-89-1048	1						9/32	—	—			

• Sizes have 3/8" shank.

HEAVY-DUTY TIP GEOMETRY



- 118° STANDARD POINT**
- General Purpose
 - Not Self-Centering
 - Industry Standard
 - Ideal For Stationary Drills
 - Performs Best In Soft Materials



- 135° SPLIT POINT**
- Self-Centering (won't walk)
 - Excellent For Portable Drills
 - Longer Drill Life
 - Penetrates Quickly
 - Good For Drilling On Curved Surfaces
 - Requires Less Effort
 - Recommended For Harder Materials

HEAVY-DUTY SILVER & DEMING HSS DRILL BITS

SILVER & DEMING HSS DRILL BITS

- 118° Split Point For Easy Penetration
- Special Flute Geometry – Adds strength while providing improved chip ejection.
- 1/2" 3-Flat Shank
- Recommended For Drill Presses And Other Stationary Machinery
- For Drilling Wood, Metal And Plastic



DIA. (INS.)	BLACK & BRONZE (SLEEVE)	QTY. PER PK.	DIA. (INS.)	BLACK & BRONZE (SLEEVE)	QTY. PER PK.	DIA. (INS.)	BLACK & BRONZE (SLEEVE)	QTY. PER PK.
17/32	48-89-0531	1	3/4	48-89-0750	1	31/32	48-89-0968	1
9/16	48-89-0562	1	25/32	48-89-0781	1	1	48-89-1000	1
19/32	48-89-0593	1	13/16	48-89-0812	1	1-1/16	48-89-1031	1
5/8	48-89-0625	1	27/32	48-89-0843	1	1-1/8	48-89-1125	1
21/32	48-89-0656	1	7/8	48-89-0875	1	1-3/16	48-89-1187	1
11/16	48-89-0687	1	29/32	48-89-0906	1	1-1/4	48-89-1250	1
23/32	48-89-0718	1	15/16	48-89-0937	1			

8-PC JOBBERS LENGTH SILVER & DEMING DRILL BIT SET
48-89-0035 9/16" - 1" by 16ths

• Diameters above 1" are 118°, Standard Flute.

HEAVY-DUTY DOUBLE END HSS DRILL BITS

DOUBLE END HSS DRILL BITS

- 135° Split Point Self-Centers to reduce "walking".
- Black Oxide Finish Resists Corrosion
- Economical Double End Bit
For drilling a wide range of materials.



DIA. (INS)	CAT. NO.	QTY. PER PK.	DIA. (INS)	CAT. NO.	QTY. PER PK.
7/64	48-89-8109	12	7/32	48-89-8218	12
1/8	48-89-8125	12	1/4	48-89-8250	12
9/64	48-89-8140	12	No. 11	48-89-8011	12
5/32	48-89-8156	12	No. 20	48-89-8020	12
3/16	48-89-8187	12	No. 30	48-89-8030	12

DOUBLE END TWIST DRILL SET 48-89-0040

Contains one each of the following bits:
7/64" 48-89-8109, 1/8" 48-89-8125,
9/64" 48-89-8140, 5/32" 48-89-8156,
3/16" 48-89-8187, 7/32" 48-89-8218
1/4" 48-89-8250, No. 11 48-89-8011,
No. 20 48-89-8020, No. 30 48-89-8030



HEAVY-DUTY COBALT HSS DRILL BITS

COBALT HSS DRILL BITS

- Cobalt Ideal For Higher Heat And Abrasion Resistance
- 135° Split Point Prevents "Walking" And Penetrates Immediately
- 1/2" 3-Milled Flats Shank
- For Drilling Stainless Steel And Other Abrasive Alloy Metals



DIA. (INS.)	CATALOG NUMBER (SLEEVE)	QTY. PER PK.	DIA. (INS.)	CATALOG NUMBER (SLEEVE)	QTY. PER PK.	DIA. (INS.)	CATALOG NUMBER (SLEEVE)	QTY. PER PK.	DIA. (INS.)	CATALOG NUMBER (SLEEVE)	QTY. PER PK.	DIA. (INS.)	CATALOG NUMBER (SLEEVE)	QTY. PER PK.
1/16	48-89-1705	2	5/32	48-89-1735	1	1/4	48-89-1765	1	11/32	48-89-1795	1	7/16	48-89-1825	1
5/64	48-89-1710	2	11/64	48-89-1740	1	17/64	48-89-1770	1	23/64	48-89-1800	1	29/64	48-89-1830	1
3/32	48-89-1715	2	3/16	48-89-1745	1	9/32	48-89-1775	1	3/8	48-89-1805	1	15/32	48-89-1835	1
7/64	48-89-1720	2	13/64	48-89-1750	1	19/64	48-89-1780	1	25/64	48-89-1810	1	31/64	48-89-1840	1
1/8	48-89-1725	2	7/32	48-89-1755	1	5/16	48-89-1785	1	13/32	48-89-1815	1	1/2	48-89-1845	1
9/64	48-89-1730	1	15/64	48-89-1760	1	21/64	48-89-1790	1	27/64	48-89-1820	1			

HEAVY-DUTY ECONOMY HSS DRILL BITS

ECONOMY HSS DRILL BITS

- Black Oxide Finish Resists Corrosion
- Light-Duty Maintenance And Industrial Applications
- General Drilling In Mild Steel, Aluminum, Wood And Plastic
- 118° Standard Point For Easy Penetration



DIA. (INS.)	CATALOG NUMBER (ENVELOPE)	QTY. PER PK.	CATALOG NUMBER (SKIN CARD)	QTY. PER PK.	DIA. (INS.)	CATALOG NUMBER (ENVELOPE)	QTY. PER PK.	CATALOG NUMBER (SKIN CARD)	QTY. PER PK.	DIA. (INS.)	CATALOG NUMBER (ENVELOPE)	QTY. PER PK.	CATALOG NUMBER (SKIN CARD)	QTY. PER PK.
1/16	48-89-0062	12	48-89-1505	2	7/32	48-89-0218	12	48-89-1555	1	3/8	48-89-0375	6	48-89-1605	1
5/64	48-89-0078	12	48-89-1510	2	15/64	48-89-0234	12	48-89-1560	1	25/64	48-89-0390	6	48-89-1610	1
3/32	48-89-0093	12	48-89-1515	2	1/4	48-89-0250	12	48-89-1565	1	13/32	48-89-0406	6	48-89-1615	1
7/64	48-89-0109	12	48-89-1520	2	17/64	48-89-0265	12	48-89-1570	1	27/64	48-89-0421	6	48-89-1620	1
1/8	48-89-0125	12	48-89-1525	2	9/32	48-89-0281	12	48-89-1575	1	7/16	48-89-0437	6	48-89-1625	1
9/64	48-89-0140	12	48-89-1530	1	19/64	48-89-0296	12	48-89-1580	1	29/64	48-89-0453	6	48-89-1630	1
5/32	48-89-0156	12	48-89-1535	1	5/16	48-89-0312	6	48-89-1585	1	15/32	48-89-0468	6	48-89-1635	1
11/64	48-89-0171	12	48-89-1540	1	21/64	48-89-0328	6	48-89-1590	1	31/64	48-89-0484	6	48-89-1640	1
3/16	48-89-0187	12	48-89-1545	1	11/32	48-89-0343	6	48-89-1595	1	1/2	48-89-0500	6	48-89-1645	1
13/64	48-89-0203	12	48-89-1550	1	23/64	48-89-0359	6	48-89-1600	1					

HEAVY-DUTY THUNDERBOLT® DRILL BIT SETS

SET SIZE	DESCRIPTION	CATALOG NUMBER
29-Pc Thunderbolt Jobbers	1/16" - 1/2" by 64ths	48-89-1080
29-Pc Thunderbolt Jobbers	1/16" - 1/2" by 64ths w/Reduced Shank	48-89-1081
21-Pc Thunderbolt Jobbers	1/16" - 3/8" by 64ths	48-89-1085
15-Pc Thunderbolt Jobbers	1/16" - 1/2" by 32nds	48-89-1090
15-Pc Thunderbolt Jobbers	1/16" - 1/2" by 32nds w/Reduced Shank	48-89-1091
13-Pc Thunderbolt Jobbers	1/16" - 1/4" by 32nds	48-89-1095
13-Pc Thunderbolt Jobbers-Titanium	1/16" - 1/4" by 64ths	48-89-1803
8-Pc Thunderbolt Silver & Deming	9/16" - 1" by 16ths	48-89-0035
13-Pc Thunderbolt Barrel-Case	1/16" - 1/4" by 64ths	48-89-1082
21-Pc Thunderbolt Barrel-Case	1/16" - 3/8" by 64ths	48-89-1086



48-89-1086



48-89-1082



48-89-1803

48-89-1080

HEAVY-DUTY BIT SETS AND ACCESSORIES



20-PIECE TITANIUM DRILL BIT SET 48-89-1105

TITANIUM COATING

- Withstands High Temperatures
- Reduces Friction
- Increased Wear Resistance

135° SPLIT POINT

- Starts Fast
- Self-Centers
- Reduces "Walking"



3-FLAT SHANK

- Prevents Bit From Slipping In Chuck
- 13/64" And Larger

Kit contains the following bits: (2) 1/16", (2) 5/64", (2) 3/32", (2) 7/64", (2) 1/8", 9/64", 5/32", 11/64", 3/16", 13/64", 7/32", 1/4", 5/16", 3/8" and 1/2"



TITANIUM FOR HIGH PERFORMANCE, LONGEST BIT LIFE

JOBBERS LENGTH TWIST DRILL BIT SETS

SET SIZE	DESCRIPTION	CAT. NO.
13-Pc Jobbers	1/16 - 1/4 by 64ths	48-89-0030
13-Pc Cobalt	1/16 - 1/4 by 64ths	48-89-0045
15-Pc Jobbers	1/16 - 1/2 by 32nds	48-89-0020
15-Pc Cobalt	1/16 - 1/2 by 32nds	48-89-0025
21-Pc Jobbers	1/16 - 3/8 by 64ths	48-89-0015
29-Pc Jobbers	1/16 - 1/2 by 64ths	48-89-0010
29-Pc Cobalt	1/16 - 1/2 by 64ths	48-89-0050

REPLACEMENT BIT CASE ONLY:

DESCRIPTION	CAT. NO.
8 Piece Sets	48-55-0789
13 Piece Sets	48-55-6075
15 Piece Sets	48-55-6070
21 Piece Sets	48-55-6065
29 Piece Sets	48-55-6060



SCREW GUIDE KIT

48-32-0300 Kit includes Screw Guide, No. 1 Phillips bit, No. 2 Phillips bit, No. 3 Phillips bit, No. 1 Square Recess bit, No. 2 Square Recess bit, 6-8 Spade bit, 8-10 Spade bit and 10-12 Spade bit.



SCREW GUIDE

48-32-3020 Screw Guide is a bit-and-screw holder, screw finder and extension, all in one. Includes a No. 2 Phillips bit and a No. 2 Square Drive bit.



7-PC 1/4" HEX SHANK TWIST BIT SET - 118° SPLIT POINT

48-89-1920 Contains one each of the following black oxide bits: 1/16" 48-89-1904, 3/32" 48-89-1906, 1/8" 48-89-1908, 5/32" 48-89-1910, 3/16" 48-89-1912, 7/32" 48-89-1914, 1/4" 48-89-1916.



HEAVY-DUTY BIT SETS AND ACCESSORIES



QUICK CHANGE CHUCK & SCREWDRIVER BIT SET

48-30-0105 Includes Quick Change Chuck, No.1, 2, & 3 Phillips 1/4" hex bits, a 6F-7R, 8F-10R and 10F-12R 1/4" hex bits. Packaged in convenient, reusable vinyl sleeve.




DOUBLE END TWIST DRILL SET

48-89-0040 Contains one each of bits: 7/64, 1/8, 9/64, 5/32, 3/16, 7/32, 1/4, No. 11, No. 20 and No. 30.



7-PIECE SCREWDRIVER & 3-1/2" SLOTTED POWER BIT SET

48-30-0102 Includes No.1, 2, & 3 Phillips 1/4" hex bits, 48-30-2601 (6-7x3-1/2" slotted bit B), 48-30-2626 (8-10x3-1/2" slotted bit), 48-30-2651 (10-12x3-1/2" slotted bit) and 48-32-2050 (1/4" driver with 1/4" hex). For use on cordless driver/drills and power screwdrivers.




3-PIECE 3-1/2" SLOTTED POWER BIT SET

48-30-2706 Includes a 48-30-2601 (6-7x3-1/2" slotted bit B), 48-30-2626 (8-10x3-1/2" slotted bit) and 48-30-2651 (10-12x3-1/2" slotted bit). For use on cordless driver/drills and power screwdrivers.



8-PIECE 1/4" HEX DRIVE DRIVER/DRILL BIT SET

48-30-0101 Includes a No. 1 Phillips bit, a No. 2 Phillips bit, a 6F-7R slotted bit, a 1/4" socket driver, two 1/8" twist bits, 3/16" twist bit and a 1/4" twist bit. Packaged in convenient, reusable vinyl sleeve.



3-PIECE HEX SOCKET DRIVER SET

49-66-3005 Includes a 49-66-3006 (1/4"), 49-66-3016 (5/16") and 49-66-3026 (3/8") hex sockets. Have 1/4" hex shank for use in cordless driver/drills and power screwdrivers.

HEAVY-DUTY WIRE BRUSHES

1/4" SHANK DIAMETER FOR USE WITH PORTABLE ELECTRIC DRILLS AND DIE GRINDERS



CRIMPED END BRUSHES – CARBON STEEL

For I.D. pipe cleaning, removing hard carbon deposits on piston heads, cylinders, valve seats and recesses. Also for deburring and rubber flash removal.

CATALOG NUMBER	FACE DIA.	WIRE SIZE	MAX. SAFE FREE SPEED
48-52-1000	1/2"	.014	25,000
48-52-1010	3/4"	.014	22,000
48-52-1015	1"	.014	22,000
48-52-1020	1"	.020	22,000

CRIMPED END BRUSHES – STAINLESS STEEL

For I.D. pipe cleaning, removing hard carbon deposits on piston heads, cylinders, valve seats and recesses. Also for deburring and rubber flash removal. Suitable for stainless.

CATALOG NUMBER	FACE DIA.	WIRE SIZE	MAX. SAFE FREE SPEED
48-52-1022	3/4"	.006	22,000
48-52-1025	1"	.006	22,000
48-52-1027	1"	.010	22,000



KNOT END BRUSHES – CARBON STEEL

For heavy burr and scale removal, cleaning rust, castings, paint build up around studs – bolts and removing heavy carbon deposits on piston heads, cylinders, valve seats and recesses.

CATALOG NUMBER	FACE DIA.	WIRE SIZE	MAX. SAFE FREE SPEED
48-52-1030	3/4"	.014	22,000
48-52-1035	3/4"	.020	22,000
48-52-1040	1-1/8"	.014	22,000
48-52-1045	1-1/8"	.020	22,000

KNOT END BRUSHES – STAINLESS STEEL

For heavy burr and scale removal, cleaning rust, castings, paint build up around studs – bolts and removing heavy carbon deposits on piston heads, cylinders, valve seats and recesses. Suitable for stainless.

CATALOG NUMBER	FACE DIA.	WIRE SIZE	MAX. SAFE FREE SPEED
48-52-1055	1-1/8"	.020	22,000



CUP FLARED, END BRUSH – CARBON STEEL

Concave shape provides efficient side cleaning – eliminates scoring of bottom in blind holes. Efficient external or internal brushing.

CATALOG NUMBER	FACE DIA.	WIRE SIZE	MAX. SAFE FREE SPEED
48-52-1050	2-1/2"	.014	22,000



HEAVY-DUTY SHARP-FIRE® SCREW-SHOOTER SYSTEMS



1-1/4" – 3"

3X FASTER THAN MANUAL FEED SCREWDRIVERS!

6708-21 (KIT)

- INCLUDES MAGAZINE, EXTENSION KIT AND CARRYING CASE



POWER UNIT FEATURES

- Powerful 6.5 Amp Milwaukee Motor
- Variable Speed Control
- Lightweight Design
- Quiet Snap-Action Clutch
- Improved Guidance System For Less Run-Out
- All Metal Gear Case and Diaphragm
- Ergonomic Tactile Grip On Handle And Motor Housing
- New Switch With Two-Finger Trigger
- Removable Belt Clip With Integral Bit Storage
- Modular Brush Card Design
- All Ball And Roller Bearings

6706-20

- INCLUDES MAGAZINE



1" – 2-1/4"

SHARP-FIRE® SYSTEM FEATURES

- Ideal For Decking, Flooring, Roofing And Fencing
- Consistency In Fastening/Connection
- Durable, Heavy-Duty Magazine And Screwdriver
- Rapid Strip Loading
- Positive Screw Depth Adjustment
- 8' 3-Wire Quik-Lok® Cord
Quick detachment from tool for tangle free carrying and storage. Instant field repair.

6707-20

- INCLUDES MAGAZINE



1" – 1-5/8"



Extended reach for operating comfort.



Screws feed smoothly into position.



Screw alignment is positive—no missed hits.



Positive lock for no slip adjustment. Clear marking for correct screw length adjustment.

SPECIFICATIONS

CATALOG NUMBER	VOLTS AC ONLY	AMPS	NO LOAD RPM	SCREW CAPACITIES*	LENGTH	NET WGT. ** (LBS.)	SHIP WGT. (LBS.)
6708-21	120	6.5	0-2500	#6 and #8, 1-1/4" to 3" Sharp and Self Drilling Screws	38-1/2"	6.7	16.7
6707-20	120	6.5	0-4000	#6, 1" to 1-5/8" Sharp Point	17"	4.4	6.4
6706-20	120	6.5	0-2500	#6 and #8, 1" to 2-1/4" Sharp and Self Drilling Screws	17-1/2"	4.7	6.6
6703-20	120	6.5	0-4000	N/A	N/A	3.0	4.2
6702-20	120	6.5	0-2500	N/A	N/A	3.2	4.4

STANDARD EQUIPMENT: FOR 6708-21 – Includes 6702-20 with 48-05-1005 Magazine, 14-38-0685 Screw Guide, 14-34-0506 Side Handle, 14-38-0677 Extension, 48-76-4008 8' 3-Wire Quik-Lok® Cord and 48-55-0320 Carrying Case. FOR 6707-20 – Includes 6703-20 with 48-05-1000 Magazine. FOR 6706-20 – Includes 6702-20 with 48-05-1000 Magazine. FOR 6703-20 – Power unit only. FOR 6702-20 – Power unit only.

* Starting With Serial Break B. ** Weight Includes Cord.




HEAVY-DUTY SHARP-FIRE® SYSTEM SCREWS

SYSTEM COMPONENTS

Power Unit (Included)	6702-20
Extension Tube Assy. (Included)	14-38-0677
Screw Guide Assy. (Included)	14-38-0685
Side Handle Assy. (Included)	14-34-0506
Magazine Only (Included)	48-05-1005

- To convert extended unit to non-extended use:
- Add 14-46-0906 Two Bend Belt Guide Assembly
 - Add 43-76-0296 Adapter Assembly
 - Add 43-72-0010 Bit Holder



6708-21
0-2500 RPM
1-1/4" – 3"

CATALOG #	LENGTH	DRIVE	HEAD TYPE	BODY CORE DIAMETER	THREAD	POINT	FINISH	PRIMARY APPLICATIONS
Drywall Screws								
48-30-3000	1-1/4"	#2 Phillips	Bugle	#6	Coarse	Sharp	Black Phosphate	Single layer of drywall to wood studs.
48-30-3005	1-5/8"	#2 Phillips	Bugle	#6	Coarse	Sharp	Black Phosphate	Double layer of drywall to wood studs.
48-30-3010	1-1/4"	#2 Phillips	Bugle	#6	Fine	Sharp	Black Phosphate	Single layer drywall to light gauge (20-25 gauge) steel studs.
48-30-3015	1-5/8"	#2 Phillips	Bugle	#6	Fine	Sharp	Black Phosphate	Double layer drywall to light gauge (20-25 gauge) steel studs.
48-30-3020	1-1/4"	#2 Phillips	Bugle	#6	Fine	Self-Drill	Clear Zinc	Single layer drywall to heavy gauge (12-20 gauge) steel studs.
48-30-3025	1-5/8"	#2 Phillips	Bugle	#6	Fine	Self-Drill	Clear Zinc	Double layer drywall to heavy gauge (12-20 gauge) steel studs.
Underlayment Screws								
48-30-3026	1-1/4"	#2 Phillips	Small Flat	#7	Hi-Lo	Sharp	Gray Phosphate	Underlayment to wood.
Fiber Cement Screws								
48-30-3050	1-1/4"	#2 Phillips	Modified Wafer	#8	Coarse	Self-Drill	Copperhead™	Fiber Cement Board to 16-20 gauge steel, rust resistant.
48-30-3051	1-5/8"	#2 Phillips	Modified Wafer	#8	Coarse	Self-Drill	Copperhead™	Fiber Cement Board to 16-20 gauge steel, rust resistant.
48-30-3052	1-1/4"	#2 Phillips	Modified Wafer	#8	Coarse	Sharp	Copperhead™	Fiber Cement Board to wood (ideal for tile backer).
48-30-3053	1-5/8"	#2 Phillips	Modified Wafer	#8	Coarse	Self-Drill	Clear Zinc	Fiber Cement Board to 16-20 gauge steel, not rust resistant.
Flooring Screws								
48-30-3030	1-3/4"	#2 Square	Flat	#8	Coarse	Sharp	Yellow Zinc*	Subflooring.
48-30-3031	1-1/2"	#2 Square	Flat	#8	Double 14tpi	Piercing Point	Clear Zinc	Wood to steel - 3/4" plywood or OSB to 16 gauge steel.
48-30-3032	1-3/4"	#2 Square	Flat	#8	Coarse	Fluted-Point	Yellow Zinc*	High Density OSB (Advantec) or Particle Board to wood.
48-30-3033	2"	#2 Square	Flat	#8	Coarse	Piercing Point	Clear Zinc	Wood to steel - 1" to 1-1/2" wood to 16 gauge steel.
48-30-3035	2"	#2 Square	Flat	#8	Coarse	Sharp	Yellow Zinc*	Subflooring.
48-30-3036	2-1/2"	#2 Square	Flat	#8	Coarse	Sharp	Yellow Zinc*	Subflooring - Wood to wood, manufacturing, crating.
48-30-3037	3"	#2 Square	Flat	#8	Coarse	Sharp	Yellow Zinc*	Subflooring - Wall plates, wood to wood, manufacturing, crating.
48-30-3038	2-1/2"	#2 Square	Flat	#8	Coarse	Fluted-Point	Yellow Zinc*	Subflooring - Wall plates, wood to wood, manufacturing, crating, some roofing tile.
Decking Screws								
48-30-3040	2"	#2 Square	Flat	#8	Coarse	Sharp	Copperhead™**	Outdoor, treated lumber decks constructed with 5/4" top boards.
48-30-3041	2-1/2"	#2 Square	Flat	#8	Coarse	Sharp	Copperhead™**	Outdoor, treated lumber deck constructed with 2x top boards, outdoor playground equipment constructed with treated lumber, outdoor furniture constructed with treated lumber, roofing tile.
48-30-3042	2-1/2"	#2 Square	Flat	#8	Coarse	Fluted-Point	Copperhead™**	Reduced Splitting. Outdoor, treated lumber deck constructed with 2x top boards, outdoor playground equipment constructed with treated lumber, outdoor furniture constructed with treated lumber, roofing tile.
48-30-3043	3"	#2 Square	Flat	#8	Coarse	Fluted-Point	Copperhead™**	Reduced Splitting. Outdoor, treated lumber deck constructed with 2x top boards, outdoor playground equipment constructed with treated lumber, outdoor furniture constructed with treated lumber, roofing tile.
48-30-3044	2-1/2"	#2 Square	Flat	#8	Coarse	Fluted-Point	302 Stnls Steel*	Same as above - StainlessSteel Ultimate in corrosion resistance.
48-30-3045	2"	#2 Square	Flat	#8	Coarse	Fluted-Point	302 Stnls Steel*	Same as above - StainlessSteel Ultimate in corrosion resistance.
48-30-3046	3"	#2 Square	Flat	#9	Coarse	Fluted-Point	302 Stnls Steel*	Same as above - StainlessSteel Ultimate in corrosion resistance.


*With Wax

SYSTEM COMPONENTS

Power Unit (Included)	6703-20
Magazine Only (Included)	48-05-1000
Extension Tube Assembly	14-38-0677

- Screw Guide Assembly 14-38-0685
Side Handle Assembly 14-34-0506

6707-20
0-4000 RPM
1" – 1-5/8"



CATALOG #	LENGTH	DRIVE	HEAD TYPE	BODY CORE DIAMETER	THREAD	POINT	FINISH	PRIMARY APPLICATIONS
Drywall Screws								
48-30-3000	1-1/4"	#2 Phillips	Bugle	#6	Coarse	Sharp	Black Phosphate	Single layer of drywall to wood studs.
48-30-3005	1-5/8"	#2 Phillips	Bugle	#6	Coarse	Sharp	Black Phosphate	Double layer of drywall to wood studs.
48-30-3010	1-1/4"	#2 Phillips	Bugle	#6	Fine	Sharp	Black Phosphate	Single layer drywall to light gauge (20-25 gauge) steel studs.
48-30-3015	1-5/8"	#2 Phillips	Bugle	#6	Fine	Sharp	Black Phosphate	Double layer drywall to light gauge (20-25 gauge) steel studs.
48-30-3020	1-1/4"	#2 Phillips	Bugle	#6	Fine	Self-Drill	Clear Zinc	Single layer drywall to heavy gauge (12-20 gauge) steel studs.
48-30-3025	1-5/8"	#2 Phillips	Bugle	#6	Fine	Self-Drill	Clear Zinc	Double layer drywall to heavy gauge (12-20 gauge) steel studs.
Underlayment Screws								
48-30-3026	1-1/4"	#2 Phillips	Small Flat	#7	Hi-Lo	Sharp	Gray Phosphate	Underlayment to wood.




HEAVY-DUTY SHARP-FIRE® SYSTEM SCREWS AND ACCESSORIES

SYSTEM COMPONENTS

Power Unit (Included)	6702-20	Screw Guide Assembly	14-38-0685
Magazine Only (Included)	48-05-1000	Side Handle Assembly	14-34-0506
Extension Tube Assembly	14-38-0677		

6706-20
0-2500 RPM
1" – 2-1/4"



CATALOG #	LENGTH	DRIVE	BODY CORE HEAD TYPE	DIAMETER	THREAD	POINT	FINISH	PRIMARY APPLICATIONS
Drywall Screws								
48-30-3000	1-1/4"	#2 Phillips	Bugle	#6	Coarse	Sharp	Black Phosphate	Single layer of drywall to wood studs.
48-30-3005	1-5/8"	#2 Phillips	Bugle	#6	Coarse	Sharp	Black Phosphate	Double layer of drywall to wood studs.
48-30-3010	1-1/4"	#2 Phillips	Bugle	#6	Fine	Sharp	Black Phosphate	Single layer drywall to light gauge (20-25 gauge) steel studs.
48-30-3015	1-5/8"	#2 Phillips	Bugle	#6	Fine	Sharp	Black Phosphate	Double layer drywall to light gauge (20-25 gauge) steel studs.
48-30-3020	1-1/4"	#2 Phillips	Bugle	#6	Fine	Self-Drill	Clear Zinc	Single layer drywall to heavy gauge (12-20 gauge) steel studs.
48-30-3025	1-5/8"	#2 Phillips	Bugle	#6	Fine	Self-Drill	Clear Zinc	Double layer drywall to heavy gauge (12-20 gauge) steel studs.
Underlayment Screws								
48-30-3026	1-1/4"	#2 Phillips	Small Flat	#7	Hi-Lo	Sharp	Gray Phosphate	Underlayment to wood.
Flooring Screws								
48-30-3030	1-3/4"	#2 Square	Flat	#8	Coarse	Sharp	Yellow Zinc*	Subflooring.
48-30-3031	1-1/2"	#2 Square	Flat	#8	Double 14tpi	Piercing Point	Clear Zinc	Wood to steel - 3/4" plywood or OSB to 16 gauge steel.
48-30-3032	1-3/4"	#2 Square	Flat	#8	Coarse	Fluted-Point	Yellow Zinc*	High Density OSB (Advantec) or Particle Board to wood.
48-30-3033	2"	#2 Square	Flat	#8	Coarse	Piercing Point	Clear Zinc	Wood to steel - 1" to 1-1/2" wood to 16 gauge steel.
48-30-3035	2"	#2 Square	Flat	#8	Coarse	Sharp	Yellow Zinc*	Subflooring.
Decking Screws								
48-30-3040	2"	#2 Square	Flat	#8	Coarse	Sharp	Copperhead***	Outdoor, treated lumber decks constructed with 5/4" top boards.
Fiber Cement Screws								
48-30-3050	1-1/4"	#2 Phillips	Modified Wafer	#8	Coarse	Self-Drill	Copperhead™	Fiber Cement Board to 16-20 gauge steel, rust resistant.
48-30-3051	1-5/8"	#2 Phillips	Modified Wafer	#8	Coarse	Self-Drill	Copperhead™	Fiber Cement Board to 16-20 gauge steel, rust resistant.
48-30-3052	1-1/4"	#2 Phillips	Modified Wafer	#8	Coarse	Sharp	Copperhead™	Fiber Cement Board to wood (ideal for tile backer).
48-30-3053	1-5/8"	#2 Phillips	Modified Wafer	#8	Coarse	Self-Drill	Clear Zinc	Fiber Cement Board to 16-20 gauge steel, not rust resistant

*With Wax

ACCESSORIES



CARRYING CASE

48-55-0320 Standard equipment with 6708-21.

SHARP-FIRE MAGAZINE ATTACHMENT

48-05-1000 1" to 2-1/4" capacity. Includes magazine, bit holder, square drive, phillips bit, wrenches and adaptor.



48-05-1005 1-1/4" to 3" capacity. Includes magazine, square drive bit, and phillips bit.

#2 SQUARE DRIVE BIT

48-30-1526 120 mm used with 48-05-1000.
48-30-1527 140 mm used with 48-05-1005.



#2 PHILLIPS DRIVE BIT

48-30-1521 120 mm used with 48-05-1000.
48-30-1528 140 mm used with 48-05-1005.



3-WIRE 8' QUIK-LOK® CORD
48-76-4008 5-15P Standard with all models.

3-WIRE 25' QUIK-LOK® CORD
48-76-4025 5-15P Optional.



**50 SCREWS PER STRIP.
1,000 SCREWS PER BOX.**



SCREW COATING DESCRIPTIONS

Screw Coating

BP = Black Phosphate
GP = Gray Phosphate
CZ = Clear Zinc
YZ = Yellow Zinc
CH = Copper Head
SS302 = 302 Stainless Steel

All flooring and decking screws are waxed for reduced torque and faster fastening.

SCREW PACKAGING DESCRIPTIONS

1,000 Screws per Box

Case Quantities

Screw Lengths under 2" (6 Boxes per case)40 Cases per Skid (240M screws per skid)
Screw Lengths between 2" and 2-1/2"
(6 Boxes per case)32 Cases per Skid (192M screws per skid)
Screw Lengths 3" (6 Boxes per case)24 Cases per Skid (144M screws per skid)

Skid Quantities



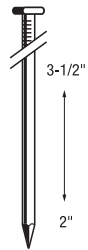
HEAVY-DUTY PNEUMATIC 3-1/2" FRAMING NAILERS

NEW

7100-20

• **3-1/2" ROUND HEAD FRAMING NAILER**

Tool Capacity



20-22° Full Round Head
Plastic Collated
Diameter .113"-.148"



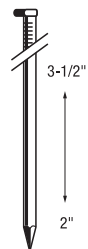
- **Ultra Lightweight Magnesium Housing**
Minimizes fatigue, compact size offers greater maneuverability
- **Tool-Free Depth Of Drive Adjustment**
Precise depth control protects against overdriving nails
- **Reload Indicator** - Extends motor life and prevents missing fasteners in nailing patterns
- **Selectable Trigger Setting** – Easy selection of sequential or contact actuation
- **Self-cleaning air filter** – keeps tool free of job site contamination
- **Rear-Loading Magazine With Bypass Pusher** – Allows quick loading and unloading of fasteners
- **Adjustable Air Deflector With Muffler**
Directs exhaust away from work area
- **Removable No-Mar Tip** – Prevents damage to workpiece
- **Adjustable Rafter Hook** – For storage when not in use

NEW

7110-20

• **3-1/2" CLIPPED HEAD FRAMING NAILER**

Tool Capacity



30-34° Clipped Head
Paper Collated
Diameter .113"-.131"



**LIGHTEST
TOOL IN ITS
CLASS!**



SPECIFICATIONS

CATALOG NUMBER	OPERATING PRESSURE	COLLATION ANGLE	AIR CONSUMPTION	AIR INLET	MAGAZINE CAPACITY	NET WGT. (LBS.)	SHIP WGT. (LBS.)
7100-20	MIN. 70 PSI, MAX. 120 PSI	22°	.16 FT ³ /CYCLE AT 100 PSI	3/8" NPT	64-72 NAILS	7.6	9.1
7110-20	MIN. 70 PSI, MAX. 120 PSI	30°-34°	.13 FT ³ /CYCLE AT 100 PSI	3/8" NPT	66-82 NAILS	7.2	8.7

STANDARD EQUIPMENT: FOR 7100-20 – Includes Tool, Safety Glasses, 2 oz. Oil, 4mm and 5mm Hex Wrenches. **FOR 7110-20** – Includes Tool, Safety Glasses, 2 oz. Oil, 4mm and 5mm Hex Wrenches.



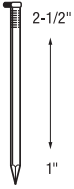
HEAVY-DUTY PNEUMATIC FINISH NAILERS AND COIL ROOFING NAILER

NEW

7140-21 (KIT)

- 15 GAUGE
ANGLE FINISH NAILER

Tool Capacity



15 ga Angled DA Finish

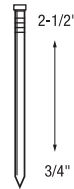


NEW

7145-21 (KIT)

- 16 GAUGE
STRAIGHT FINISH NAILER

Tool Capacity



16 ga Straight
Finish Nail

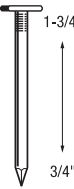


NEW

7120-21 (KIT)

- COIL ROOFING NAILER

Tool Capacity



Coil Roof
Galvanized
Wire Collated, Diameter .120"



- **Ultra Lightweight Magnesium Housing**
Minimizes fatigue, compact size offers greater maneuverability
- **Tool-Free Depth Of Drive Adjustment**
Precise depth control protects against overdriving nails
- **Selectable Trigger Setting** – Easy selection of sequential or contact actuation
- **Self-Cleaning Air Filter** – keeps tool free of job site contamination
- **Adjustable Air Deflector With Muffler**
Directs exhaust away from work area

EXCLUSIVE 7140-21 AND 7145-21 FEATURE

- **Rear-Loading Magazine** – Allows quick loading and unloading of fasteners
- **Reload Indicator** - Extends motor life and prevents missing fasteners in nailing patterns
- **Removable No-Mar Tip** – Prevents damage to workpiece
- **Adjustable Belt Hook** – Provides convenience for carrying when not in use
- **Tool-Free Jam Release** – Quick access for clearing occasional jams

EXCLUSIVE 7120-21 FEATURES

- **Replaceable Nosepiece With Carbide Inserts** – For easy maintenance and extended tool life
- **Removable Shingle Guide** – Assists in quick shingle alignment
- **Maximum Bumper Protection** – Thick rubber guards minimize housing damage



SPECIFICATIONS

CATALOG NUMBER	OPERATING PRESSURE	COLLATION ANGLE	AIR CONSUMPTION	AIR INLET	MAGAZINE CAPACITY	NET WGT. (LBS.)	SHIP WGT. (LBS.)
7140-21	MIN. 70 PSI, MAX. 120 PSI	34°	.07 FT ³ /CYCLE AT 100 PSI	3/8" NPT	106 NAILS	4.2	10.5
7145-21	MIN. 70 PSI, MAX. 120 PSI	0°	.04 FT ³ /CYCLE AT 100 PSI	1/4" NPT	109 NAILS	3.6	9.8
7120-21	MIN. 70 PSI, MAX. 120 PSI	15°	.08 FT ³ /CYCLE AT 100 PSI	3/8" NPT	120 NAILS	5.2	9.7

STANDARD EQUIPMENT: FOR 7140-21 – Includes Tool, Safety Glasses, 2 oz. Oil, 4mm and 5mm Hex Wrenches, Carrying Case, 1 Box (1000) 2" 15 ga. Angle Finish Nails. **FOR 7145-21** – Includes Tool, Safety Glasses, 2 oz. Oil, 2.5mm, 4mm and 5mm Wrenches, Carrying Case, 1 Box (1000) 2" 16 ga. Straight Finish Nails. **FOR 7120-21** – Includes Tool, Safety Glasses, 2 oz. Oil, 4mm Hex Wrench, Carrying Case.



HEAVY-DUTY PNEUMATIC BRAD NAILER AND STAPLER

NEW

7150-21 (KIT)

- 18 GAUGE
BRAD NAILER

Tool Capacity



18 ga Straight Finish
Brad Nail

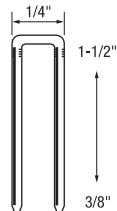


NEW

7155-21 (KIT)

- 18 GAUGE 1/4"
NARROW CROWN STAPLER

Tool Capacity



18 ga 1/4"
Narrow Crown Staples



- **Ultra Lightweight Magnesium Housing**
Minimizes fatigue, compact size offers greater maneuverability
- **Tool-Free Depth Of Drive Adjustment** Precise depth control protects against overdriving nails or staples
- **Reload Indicator** - Extends motor life and prevents missing fasteners in nailing patterns
- **Selectable Trigger Setting** – Easy selection of sequential or contact actuation
- **Self-Cleaning Air Filter** – keeps tool free of job site contamination
- **Powerful Oil-Free Motor** – Eliminates daily oiling and potential work surface contamination
- **Adjustable Air Deflector With Muffler**
Directs exhaust away from work area
- **Removable No-Mar Tip** – Prevents damage to workpiece
- **Adjustable Belt Hook** – Provides convenience for carrying when not in use

EXCLUSIVE 7150-21 FEATURE

- **Tool-Free Jam Release** – Quick access for clearing occasional jams



SPECIFICATIONS

CATALOG NUMBER	OPERATING PRESSURE	COLLATION ANGLE	AIR CONSUMPTION	AIR INLET	MAGAZINE CAPACITY	NET WGT. (LBS.)	SHIP WGT. (LBS.)
7150-21	MIN. 70 PSI, MAX. 120 PSI	0°	.04 FT ³ /CYCLE AT 100 PSI	1/4" NPT	106 NAILS	2.7	8.4
7155-21	MIN. 70 PSI, MAX. 120 PSI	0°	.03 FT ³ /CYCLE AT 100 PSI	1/4" NPT	101 STAPLES	2.7	8.3

STANDARD EQUIPMENT: FOR 7150-21 – Includes Tool, Safety Glasses, 3mm and 5mm Hex Wrenches, Carrying Case, 1 Box (1000) 1-1/4" 18 ga. Brad Nails. **FOR 7155-21** – Includes Tool, Safety Glasses, 3mm and 5mm Hex Wrenches, Carrying Case, 1 Box (1000) 1" 18 ga. Narrow Crown Staples.



HEAVY-DUTY PNEUMATIC NAILER FASTENERS

Milwaukee provides a complete line of nails, brads and staples for its pneumatic framing and finish tools. These fasteners are designed, engineered and manufactured to meet the fastening needs of professional contractors and come in a variety of finishes for most applications.

This comprehensive selection of nails, brads and staples provides ultimate performance and increased productivity when used with Milwaukee pneumatic tools and are also compatible with most brands of pneumatic tools including Bostitch®, DeWalt®, Duo-Fast®, Hitachi®, Paslode®, Porter-Cable®, RIDGID®, Senco® and others.



Framing Nails - Full Round Head (FRH)

Fits Milwaukee 7100-20, Bostitch, Dewalt, Duo-Fast, Hitachi, Porter-Cable, RIDGID, Senco and most other 20-22° full round head, plastic collation nailers.



CATALOG NO.	DESCRIPTION	BOX QTY (M)	CARTON QTY (M)	CTNS/ SKID	APX WT LB/SKID
20°-22° Full Round Head, Bright, Plastic Collated, Framing Nails					
48-96-1005	2" x .113" Smooth	—	5	48	1836
48-96-1010	2-3/8" x .113" Smooth	—	5	48	1752
48-96-1015	3" x .120" Smooth	—	4	48	1989
48-96-1020	2-1/2" x .131" Smooth	—	5	48	1973
48-96-1025	3" x .131" Smooth	—	4	48	2338
48-96-1030	3-1/4" x .131" Smooth	—	4	48	2525
48-96-1035	3-1/2" x .131" Smooth	—	4	48	2707
48-96-1040	3-1/4" x .135" Smooth	—	4	48	2640
48-96-1045	3-1/2" x .135" Smooth	—	4	48	2711
48-96-1050	2-1/4" x .148" Smooth	—	4	48	2246
48-96-1055	2-3/8" x .148" Smooth	—	4	48	2160
48-96-1060	3" x .148" Smooth	—	4	48	2947
48-96-1065	3-1/4" x .148" Smooth	—	4	48	3096
48-96-1070	2-3/8" x .113" Ring	—	5	48	1752

CATALOG NO.	DESCRIPTION	BOX QTY (M)	CARTON QTY (M)	CTNS/ SKID	APX WT LB/SKID
20°-22° Full Round Head, Galvanized, Plastic Collated, Framing Nails					
48-96-1105	2-3/8" x .113" Smooth	—	5	48	1752
48-96-1110	3-1/4" x .131" Smooth	—	4	48	2525
48-96-1115	2-3/8" x .113" Ring	—	5	48	1752
48-96-1120	3" x .120" Ring	—	4	48	1989

CATALOG NO.	DESCRIPTION	BOX QTY (M)	CARTON QTY (M)	CTNS/ SKID	APX WT LB/SKID
20°-22° Full Round Head, Hot Dipped Galvanized, Plastic Collated, Framing Nails					
48-96-1105	2-3/8" x .113" Smooth	—	5	48	1752
48-96-1205	2-1/2" x .131" Smooth	—	5	48	1973
48-96-1210	3-1/4" x .131" Smooth	—	4	48	2525
48-96-1215	3-1/4" x .135" Smooth	—	4	48	2640
48-96-1220	3-1/4" x .148" Smooth	—	4	48	3096

APPLICATIONS:

- Framing
- Sheathing
- Roof Sheathing
- Floor Decking
- Exterior Decks
- Engineered Lumber
- Blocking
- Bridging
- Sub-Assemblies
- Fencing
- Crate and Box Assembly
- Trusses
- Siding
- Pallets and Pallet Repair

Milwaukee fasteners have been rigorously tested and are proven to comply with model building codes as described in ESR-1539. We also guarantee that they meet or exceed the applicable ASTM standards.



Framing Nails - Clipped Head/D-Head

Fits Milwaukee 7110-20, Bostitch, Dewalt, Hitachi, Paslode, Porter-Cable, RIDGID, Senco and most 30-34° paper tape nailers.



CATALOG NO.	DESCRIPTION	BOX QTY (M)	CARTON QTY (M)	CTNS/ SKID	APX WT LB/SKID
30°-34° Clipped Head, Bright, Paper Tape, Framing Nails					
48-96-2005	2-3/8" x .113" Smooth	—	5	60	2244
48-96-2010	3" x .120" Smooth	—	2.5	60	1860
48-96-2012	3-1/4" x .120" Smooth	—	2.5	60	2280
48-96-2015	3" x .131" Smooth	—	2.5	60	2196
48-96-2020	3-1/4" x .131" Smooth	—	2.5	60	2364
48-96-2025	3-1/2" x .131" Smooth	—	2.5	60	2538
48-96-2030	2-3/8" x .113" Ring	—	5	60	2244

CATALOG NO.	DESCRIPTION	BOX QTY (M)	CARTON QTY (M)	CTNS/ SKID	APX WT LB/SKID
30°-34° Clipped Head, Galvanized, Paper Tape, Framing Nails					
48-96-2105	2-3/8" x .113" Ring	—	5	60	2244
48-96-2110	3" x .120" Ring	—	2.5	60	1860

CATALOG NO.	DESCRIPTION	BOX QTY (M)	CARTON QTY (M)	CTNS/ SKID	APX WT LB/SKID
30°-34° Clipped Head, Hot Dipped Galvanized, Paper Tape, Framing Nails					
48-96-2205	3" x .120" Smooth	—	2.5	60	1890
48-96-2210	2-3/8" x .113" Ring	—	5	60	2280
48-96-2215	3" x .120" Ring	—	2.5	60	1860
48-96-2220	3-1/4" x .131" Smooth	—	2.5	60	2364

APPLICATIONS:

- Framing
- Sheathing
- Roof Sheathing
- Floor Decking
- Exterior Decks
- Engineered Lumber
- Blocking
- Bridging
- Sub-Assemblies
- Fencing
- Crate and Box Assembly
- Trusses
- Siding
- Pallets and Pallet Repair



Galvanized Coil Roofing Nails

Fits Milwaukee 7120-21, Bostitch, Hitachi, Paslode, Porter-Cable, RIDGID, Senco and most other coil roofing nailer.



CATALOG NO.	DESCRIPTION	BOX QTY (M)	CARTON QTY (M)	CTNS/ SKID	APX WT LB/SKID
48-96-0105	3/4" X .120	—	7.2	56	1330
48-96-0110	7/8" X .120	—	7.2	56	1476
48-96-0115	1" X .120	—	7.2	48	1391
48-96-0120	1-1/4" X .120	—	7.2	48	1642
48-96-0125	1-1/2" X .120	—	7.2	40	1578
48-96-0130	1-3/4" X .120	—	7.2	32	1429

APPLICATIONS:

- Asphalt, Fiberglass Shingles
- Waterproof Tar Paper
- Roofing Felt
- Fire Wall (Exterior Gypsum Board)
- House Wrap
- Cement Board
- Insulation Board
- Metal Drip Edges
- Siding
- Vapor Barrier
- Upholstery Trim Panels



HEAVY-DUTY PNEUMATIC NAILER FASTENERS



Finish Nails - 15 Gauge, Angled, DA Head

Fits Milwaukee 7140-21, DeWalt, Duo-Fast, Hitachi, Porter-Cable, RIDGID, Senco and most other 15 gauge DA angled finish nailers.



CATALOG NO.	DESCRIPTION	BOX QTY (M)	MASTER CTN QTY (M)	CTNS/ SKID	APX WT LB/SKID
Finish Nails - 15 Gauge, Angled DA					
48-96-0405	1-1/4"	4	16	60	1464
48-96-0410	1-1/2"	4	16	60	1745
48-96-0415	1-3/4"	4	16	60	2026
48-96-0420	2"	4	16	60	2306
48-96-0425	2-1/2"	4	8	90	2151

Finish Nails - 15 Gauge, Galvanized, Angled DA

48-96-0450	1-1/2"	4	16	60	1745
48-96-0455	2"	4	16	60	2306
48-96-0460	2-1/2"	4	8	90	2151

APPLICATIONS:

- Finish and Trim (interior and exterior)
- Door and Window Casing
- Door Jambs
- Baseboards
- Crown Molding
- Cabinetry
- Cap and Shoe Molding
- Molding
- Staircases
- Door and Window Trim
- Chair Rail
- Brickmold



Finish Nails - 16 Gauge, Galvanized, Straight


Fits Milwaukee 7145-21, Bostitch, DeWalt, Duo-Fast, Hitachi, Paslode, Porter-Cable, RIDGID, Senco and most other 16 gauge straight finish nailers.



CATALOG NO.	DESCRIPTION	BOX QTY (M)	MASTER CTN QTY (M)	CTNS/ SKID	APX WT LB/SKID
48-96-0505	1"	2.5	30	48	1210
48-96-0510	1-1/4"	2.5	30	48	1512
48-96-0515	1-1/2"	2.5	30	48	1814
48-96-0520	1-3/4"	2.5	30	48	2117
48-96-0525	2"	2.5	30	48	2419
48-96-0530	2-1/2"	2.5	30	48	3024

APPLICATIONS:

- Finish and Trim (interior and exterior)
- Door and Window Casing
- Door Jambs
- Baseboards
- Crown Molding
- Cabinetry
- Cap and Shoe Molding
- Molding
- Staircases
- Door and Window Trim
- Chair Rail
- Brickmold



Finish Nails - 18 Gauge, Galvanized, Straight Finish Brads

Fits Milwaukee 7150-21, DeWalt, Porter-Cable, RIDGID, Senco and most other 18 gauge brad finish nailers.



CATALOG NO.	DESCRIPTION	BOX QTY (M)	MASTER CTN QTY (M)	CTNS/ SKID	APX WT LB/SKID
48-96-0205	5/8"	5	100	48	1488
48-96-0210	3/4"	5	100	48	1776
48-96-0215	1"	5	100	48	2352
48-96-0220	1-1/4"	5	100	48	2928
48-96-0225	1-1/2"	5	50	48	1752
48-96-0230	1-3/4"	5	50	48	2040
48-96-0235	2"	5	50	48	2328

APPLICATIONS:

- Finish and Trim (interior and exterior)
- Decorative Trim
- Book Cases
- Baseboards
- Cabinets
- Case Backs
- Drawers
- Molding
- Mirror and Picture Frames
- Paneling
- Shoe and Base Moldings
- Staircases
- Upholstery Trim Panels



Finish Staples - 18 Gauge, Galvanized, 1/4" Narrow Crown

Fits Milwaukee 7155-21, Duo-Fast, Hitachi, Porter-Cable, RIDGID, Senco and most other 18 gauge 1/4" crown finish staplers.



CATALOG NO.	DESCRIPTION	BOX QTY (M)	MASTER CTN QTY (M)	CTNS/ SKID	APX WT LB/SKID
48-96-0305	1/2"	5	50	48	1248
48-96-0310	5/8"	5	50	48	1544
48-96-0315	3/4"	5	50	48	1839
48-96-0320	7/8"	5	50	48	2135
48-96-0325	1"	5	50	48	2431
48-96-0330	1-1/8"	5	30	48	1636
48-96-0335	1-1/4"	5	30	48	1813
48-96-0340	1-1/2"	5	30	48	2168

APPLICATIONS:

- Finish and Trim (interior and exterior)
- Floor Underlayment
- Cabinet Work
- Case Backs
- Furniture
- Light Trim Moldings
- Fascia and Soffits
- Drawers
- Staircases
- Carpet Installation
- Mirror and Picture Frames
- Crafts
- Lattice

Milwaukee Also Offers The Following Types Of Nails:



Metal Hardware Placement Nails

Fits Hitachi, Paslode and other Metal Hardware placement tools.

CATALOG NO.	DESCRIPTION	BOX QTY (M)	CARTON QTY (M)	CTNS/ SKID	APX WT LB/SKID
Heat Treated, Bright, Paper Tape, Metal Hardware Nails.					
48-96-0905	1-1/2" x .131", Smooth	-	4	80	1958
48-96-0910	2-1/2" x .131", Smooth	-	2.5	80	2026
48-96-0915	1-1/2" x .148", Smooth	-	3	80	1876
48-96-0920	2-1/2" x .148", Smooth	-	2.5	64	2077
48-96-0925	2-1/2" x .162", Smooth	-	2	64	1942



HEAVY-DUTY GENERAL PURPOSE SCREWDRIVERS

6740-20

• IDEAL FOR DECKING/ DRYWALL/ FRAMING



**IMPROVED
ERGONOMICS,
SOFT-GRIP**



- Powerful 6.5 Amp Milwaukee Motor
- Variable Speed Control, 0-2500 RPM
- Lightweight Design
- Quiet Snap-Action Clutch
- Patented Locator Design Positively Maintains Setting When Removed From Tool
- Improved Guidance System For Less Run-Out
- All Metal Gear Case and Diaphragm
- Ergonomic Tactile Grip On Handle And Motor Housing
- New Switch With Two-Finger Trigger
- Removable Belt Clip With Integral Bit Storage
- Modular Brush Card Design
- All Ball And Roller Bearings

6790-20

• IDEAL FOR DRIVING
SELF-DRILLING/TAPPING
TEKS® FASTENERS

TEKS Registered Trademark of Illinois Tool Works, Inc.



EXCLUSIVE 6790-20 AND 6740-20 FEATURES:

- Ramp-Off Depth Locator *
- 10' 2-Wire Rubber Cord

EXCLUSIVE 6791-21 FEATURES:

- 2 Ramp-Off Depth Locators* For Drywall And Self-Drill Fasteners
- 10' 2-Wire Quik-Lok® Cord

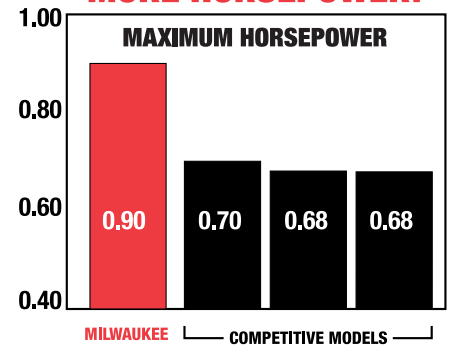
* Patented

6791-21 (REMODELER'S KIT)

• INCLUDES 2 DEPTH LOCATOR
ASSEMBLIES, #2 DRYWALL BIT TIP,
MAGNETIC BIT TIP HOLDER, 3-PIECE
SLOTTED BIT SET AND 3-PIECE HEX
SOCKET DRIVER SET



MORE HORSEPOWER!



SPECIFICATIONS

CATALOG NUMBER	VOLTS AC ONLY	AMPS	NO LOAD RPM	BIT SHANK SIZE	SPINDLE OFFSET	LENGTH	NET WGT.* LBS.	SHIP. WGT. LBS.
6740-20	120	6.5	0-2500	1/4" HEX	.92"	13-1/8"	3.7	4.5
6790-20	120	6.5	0-2500	1/4" HEX	.92"	12-1/8"	3.7	4.5
6791-21	120	6.5	0-2500	1/4" HEX	.92"	12-1/8"	3.7	11.7

STANDARD EQUIPMENT FOR 6740-20 – 48-32-1040 #2 Drywall Bit Tip, 48-32-3065 Magnetic Bit Tip Holder, 42-70-5280 Belt Clip, 49-26-1036 Drywall Locator Assembly. **6790-20** – 49-66-3016 5/16" Hex Socket Driver, 42-70-5280 Belt Clip, 49-26-1082 Self Drill Fastener Depth Locator Assembly. **6791-21** – 42-70-5280 Belt Clip, 49-26-1036 Drywall Depth Locator Assembly, 49-26-1082 Self Drill Fastener Depth Locator Assembly, 48-32-1040 #2 Drywall Bit Tip, 48-32-3070 Magnetic Bit Tip Holder, 48-30-2706 3-Piece Slotted Bit Set, 49-66-3005 3-Piece Hex Socket Driver Set, 48-55-0711 Steel Carrying Case with Tray And 10' 2-Wire Quik-Lok Cord 48-76-5010.

* Weight Includes cord.

ACCESSORIES

HEX SOCKET EXTENSION MAGNETIC

49-66-3005 Set includes one each of:
49-66-3006 1/4" Magnetic Socket.
49-66-3016 5/16" Magnetic Socket.
49-66-3026 3/8" Magnetic Socket.

3-PIECE 3-1/2" SLOTTED POWER BIT SET

48-30-2706 Includes a 48-30-2601 (6-7x3-1/2" slotted bit B), 48-30-2626 (8-10x3-1/2" slotted bit) and 48-30-2651 (10-12x3-1/2" slotted bit). For use on cordless driver/drills and power screwdrivers.

STEEL CARRYING CASE

48-55-0711 For Pistol Drills and Screwdrivers. Overall size 13-1/2" long, 6" high and 8-3/4" wide.



HEAVY-DUTY DRYWALL SCREWDRIVER



6742-20

- 10' 2-WIRE RUBBER CORD
- INCLUDES #2 DRYWALL BIT TIP AND MAGNETIC BIT TIP HOLDER

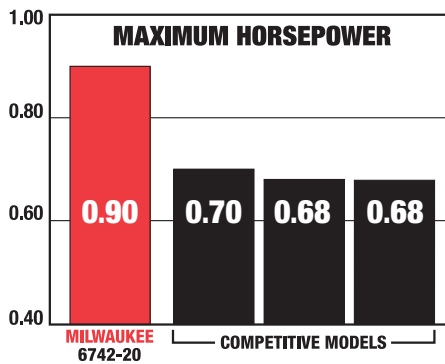


BEST POWER TO WEIGHT RATIO!

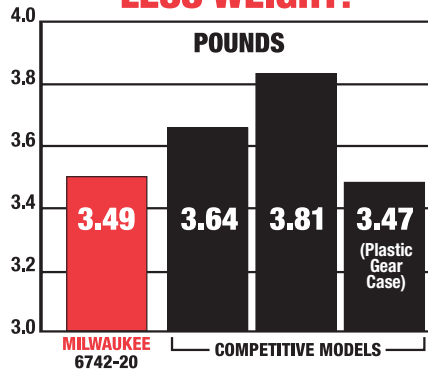
- Powerful 6.5 Amp Milwaukee Motor
- Variable Speed Control, 0-4000 RPM
- Lightweight Design
- Quiet Snap-Action Clutch
- Ramp-Off Depth Locator *
- Patented Locator Design Positively Maintains Setting When Removed From Tool
- Improved Guidance System For Less Run-Out
- All Metal Gear Case and Diaphragm
- Ergonomic Tactile Grip On Handle And Motor Housing
- New Switch With Two-Finger Trigger
- Removable Belt Clip With Integral Bit Storage
- Modular Brush Card Design
- All Ball And Roller Bearings

* Patented

MORE HORSEPOWER!



LESS WEIGHT!



SPECIFICATIONS

CATALOG NUMBER	VOLTS AC ONLY	AMPS	NO LOAD RPM	BIT SHANK SIZE	SPINDLE OFFSET	LENGTH	NET WGT.* LBS.	SHIP. WGT. LBS.
6742-20	120	6.5	0-4000	1/4" HEX	.92"	12-3/4"	3.5	4.1

STANDARD EQUIPMENT FOR 6742-20 – 48-32-1040 #2 Drywall Bit Tip, 48-32-3065 Magnetic Bit Tip Holder, 42-70-5280 Belt Clip, 49-26-1036 Drywall Locator Assembly.

* Weight Includes cord.



HEAVY-DUTY ADJUSTABLE CLUTCH SCREWDRIVERS AND SCREWDRIVER ACCESSORIES

6580-20

- INCLUDES 1/4" NON-MAGNETIC BIT TIP HOLDER, #2 PHILLIPS BIT TIP, 6-7 3-1/2" SLOTTED BIT AND 10-12 3-1/2" SLOTTED BIT



IMPROVED
ERGONOMICS,
SOFT-GRIP

6581-20

- INCLUDES 5/16" MAGNETIC HEX SOCKET EXTENSION



6.5 AMP
MOTOR

SUPERIOR COMFORT AND BALANCE

- Powerful 6.5 Amp Milwaukee Motor
 - Variable Speed Control
 - Lightweight Design—Only 3.6 Lbs
 - Avoid Stripped Screws With Controlled Torque
 - All Metal Gear Case and Diaphragm
 - Ergonomic Tactile Grip On Handle And Motor Housing
 - New Switch With Two-Finger Trigger
 - Quick Change Bit Retention Mechanism
 - Removable Belt Clip With Integral Bit Storage
 - Modular Brush Card Design
 - All Ball And Roller Bearings
 - 10' 2-Wire Quik-Lok® Cord
- Quick detachment from tool for tangle free carrying and storage. Instant field repair.



EXCLUSIVE 6580-20 FEATURES

- Multi-Position Torque Sensitive Clutch - 10 – 140 In.-Lbs.

EXCLUSIVE 6581-20 FEATURES

- Multi-Position Torque Sensitive Clutch - 10 – 110 In.-Lbs.

SPECIFICATIONS

CATALOG NUMBER	VOLTS AC ONLY	AMPS	NO LOAD RPM	BIT SHANK SIZE	SPINDLE OFFSET	LENGTH	NET WGT.* LBS.	SHIP. WGT. LBS.
6580-20	120	6.5	0-1200	1/4" HEX	.92"	12-3/4	3.6	4.8
6581-20	120	6.5	0-2500	1/4" HEX	.92"	12-3/4	3.6	4.8

STANDARD EQUIPMENT 6580-20 – 48-32-3050 1/4" Bit Tip Holder, Non-Magnetic, 48-32-1050 #2 Phillips Bit Tip, 48-30-2601 6-7 3-1/2" Slotted Bit, 48-30-2651 10-12 3-1/2" Slotted Bit, 42-70-5280 Belt Clip, 48-76-5010 10' 2-wire Quik-Lok Cord. 6581-20 – 42-70-5280 Belt Clip, 48-76-5010 10' 2-wire Quik-Lok Cord, 49-66-3016 5/16" Hex Socket Extension.

* Weight Includes cord.

SCREWDRIVER ACCESSORIES



SCREWDRIVER BIT SET 48-30-0200

Includes 4 Phillips, 5 slotted, 5 hex, 4 square recess, 6 Torx®, 2 Pozidriv® bits, 1/4" adapter, magnetic bit holder and 1/4" hex driver.



7-PIECE SCREWDRIVER AND 3-1/2" SLOTTED POWER BIT SET 48-30-0102

Includes No.1,2, & 3 Phillips 1/4" hex bits, 48-30-2601 (6-7x3-1/2" slotted bit B), 48-30-2626 (8-10x3-1/2" slotted bit) and 48-30-2651 (10-12x3-1/2" slotted bit). For use on cordless driver/drills and power screwdrivers.



HAND SCREWDRIVER 48-32-1600

LOCK PREVENT BUTTON

31-53-0205 For Pistol Drills and Screwdrivers.




BITS, HOLDERS, EXTENSIONS AND LOCATORS

	CATALOG NUMBER	DESCRIPTION	SIZE	QTY
	48-32-3025	Magnetic Bit Holder w/ Cap	3"	1
	48-32-3070	Magnetic Bit Tip Holder Stainless Steel	3"	1
	48-32-3065	Magnetic Bit Holder	3"	1
	48-32-3050	Non-Mag. Bit Holder	2"	1
	48-32-3055	Magnetic Bit Holder	1/4"	1
	48-32-2050	Sq. Socket Driver	2" x 1/4"	1
	48-32-2055	Sq. Socket Driver	4" x 1/4"	1
	48-32-2060	Socket Adapter	1/4"	1
	49-66-3000	Hex Socket - Magnetic	1/4"	1
	49-66-3010	Hex Socket - Magnetic	5/16"	1
	49-66-3020	Hex Socket - Magnetic	3/8"	1
	49-66-0800	Magnetic Insert Socket	1/4"	1
	49-66-3015	1 Pc. Hex Socket Ext. Non-Magnetic	5/16"	1
	49-66-3006	1 Pc. Hex Socket Extension - Magnetic	1/4"	1
	49-66-3016	1 Pc. Hex Socket Extension - Magnetic	5/16"	1
	49-66-3026	1 Pc. Hex Socket Extension - Magnetic	3/8"	1
	48-30-2601	3-1/2" Long Flat Power Bit	6F-8R	1
	48-30-2626	3-1/2" Long Flat Power Bit	8F-10R	1
	48-30-2651	3-1/2" Long Flat Power Bit	10F-12R	1
	48-30-2676	3-1/2" Long Flat Power Bit	12F-14R	1
	48-30-0500	1-15/16" Long Bit for Slotted Head Screws	6F-7R	1
	48-30-0505	1-15/16" Long Bit for Slotted Head Screws	8F-10R	1
	48-30-0510	1-15/16" Long Bit for Slotted Head Screws	10F-12R	1
	48-30-0515	1-15/16" Long Bits for Slotted Head Screws	12F-14R	1
	48-30-1510	2" Long Phillips Bit	#1	1
	48-30-1520	2" Long Phillips Bit	#2	1
	48-30-1500	2" Long Phillips Bit	#3	1
	48-30-1525	3" Long Phillips Bit	#2	1
	48-32-1020	Phillips 1" Long	#0	1
	48-32-1030	Phillips 1" Long	#1	1
	48-32-1033	Phillips 1" Long	#1	10
	48-32-1031	Phillips 1" Long	#1	25
	48-32-1032	Phillips 1" Long	#1	50
	48-32-1040	Phillips 1" Long	#2	1
	48-32-1043	Phillips 1" Long	#2	10
	48-32-1041	Phillips 1" Long	#2	25
	48-32-1042	Phillips 1" Long	#2	50
	48-32-1050	Phillips 1" Long	#2	1
	48-32-1053	Phillips 1" Long	#2	10
	48-32-1051	Phillips 1" Long	#2	25
	48-32-1052	Phillips 1" Long	#2	50
	48-32-1070	Phillips 1" Long	#3	1
	48-32-1073	Phillips 1" Long	#3	10
	48-32-1300	Slotted Screw Insert Bit 1" Long	0F-1R	1
	48-32-1320	Slotted Screw Insert Bit 1" Long	3F-4R	1
	48-32-1330	Slotted Screw Insert Bit 1" Long	6F-8R	1
	48-32-1340	Slotted Screw Insert Bit 1" Long	5F-6R	1
	48-32-1360	Slotted Screw Insert Bit 1" Long	8F-10R	1
	48-32-1370	Slotted Screw Insert Bits 1" Long	10F-12R	1
	48-32-1380	Slotted Screw Insert Bit 1" Long	12F-14R	1
	48-32-1400	Allen Head 1" Long	5/64"	1
	48-32-1420	Allen Head 1" Long	3/32"	1
	48-32-1440	Allen Head 1" Long	7/64"	1
	48-32-1460	Allen Head 1" Long	1/8"	1
	48-32-1480	Allen Head 1" Long	9/64"	1
	48-32-1510	Torx® 1" Long	T10	1
	48-32-1515	Torx® 1" Long	T15	1
	48-32-1520	Torx® 1" Long	T20	1
	48-32-1525	Torx® 1" Long	T25	1
	48-32-1530	Torx® 1" Long	T30	1
	48-32-1540	Torx® 1" Long	T40	1
	48-32-1120	Pozidriv®	#1	1
	48-32-1125	Pozidriv®	#2	1
	48-32-1201	Square Drive (Robertson) 1" Long	#0	1
	48-32-1205	Square Drive (Robertson) 1" Long	#1	1
	48-32-1210	Square Drive (Robertson) 1" Long	#2	1
	48-32-1211	Square Drive (Robertson) 1" Long	#2	10
	48-32-1215	Square Drive (Robertson) 1" Long	#3	1



FOR MODELS 6791-21 & 6790-20 FOR SELF DRILLING FASTENERS



FOR DRYWALL, PHILLIPS SCREWS, TORX SCREWS, FREARSON SCREWS, ROBERTSON SCREWS.



FOR MODELS 6740-20, 6742-20 & 6743-20 FOR DRYWALL, PHILLIPS SCREWS, TORX SCREWS, FREARSON SCREWS, ROBERTSON SCREWS.



* Replacement parts of the 48-32-3025 Holder.

• Reduced Diameter Insert Bits
Ideal for Drywall.



1/2" SQUARE DRIVE IMPACT WRENCHES

HEAVY-DUTY
HIGH TORQUE! FULL POWER IN REVERSE!

9070-20

- PIN DETENT SOCKET RETENTION



300
FT.-LBS.
OF TORQUE

9071-20

- FRICTION RING SOCKET RETENTION



300
FT.-LBS.
OF TORQUE

9072-20

- 10' QUIK-LOK CORD



300
FT.-LBS.
OF TORQUE

9072-22 (KIT)

- 10' QUIK-LOK CORD
- INCLUDES 6 SOCKETS
- PIN DETENT SOCKET RETENTION



- New Mechanism Delivers High Torque And Smooth Operation
 - Lightweight, Only 6 lbs.
 - Metal Gear And Transmission Housings
 - 7.0 Amp Milwaukee Built Motor
 - Soft Grip Handle
 - Ergonomically Balanced Center Grip
- EXCLUSIVE 9070-20 FEATURES:**
- Pin Socket Retainer (Flat End) Holds Sockets And Adapters More Securely
 - Forward/Reverse Rocker Switch (AC/DC) Is Ideal When Frequent Reversing Is Necessary

- EXCLUSIVE 9071-20 FEATURES:**
- "Hog" Ring (Friction Ring) Socket Retainer For Frequent Socket Changes
 - Forward/Reverse Rocker Switch (AC/DC) Is Ideal When Frequent Reversing Is Necessary

- EXCLUSIVE 9072-20 AND 9072-22 FEATURES:**
- Pin Socket Retainer (Flat End) Holds Sockets And Adapters More Securely
 - Variable Speed Switch Offers Added Control For Drilling In Wood Or Driving Lag Bolts
 - Trigger Speed Control Switch Includes Speed Limiting Dial For Setting Desired Speed/Torque
 - Reversing Lever

ACCESSORIES



IMPACT RESISTANT CARRYING CASE

48-55-9075 Standard equipment for 9072-22 Kit. Also holds 9070-20, 9071-20, 9075-20 & 9079-20.

**AVAILABLE
CORDLESS**

SEE PAGES 11, 25, AND 27
FOR CORDLESS IMPACT
WRENCHES

SPECIFICATIONS

CAT. NO.	VOLTS	SOCKET RETENTION	AMPS	IMPACTS PER MINUTE	NO LOAD RPM	TORQUE FT./LBS.	LENGTH INCHES	NET WGT. LBS.	SHIP WGT. LBS.
9070-20	120 AC/DC	PIN (FLAT END)	7.0	2600	1800	300	11-5/8	6.0	7.6
9071-20	120 AC/DC	FRICTION RING	7.0	2600	1800	300	11-5/8	6.0	7.6
9072-20	120 AC ONLY	PIN (FLAT END)	7.0	1000-2600	600-1800	100-300	11-5/8	6.0	7.6
9072-22	120 AC ONLY	PIN (FLAT END)	7.0	1000-2600	600-1800	100-300	11-5/8	6.0	12.7

STANDARD EQUIPMENT: FOR 9070-20, 9071-20, – Tool Only and 8' 2-Wire Fixed Cord. 9072-20 – Tool and 10' 2-Wire Quik-Lok Cord. FOR 9072-22 – Includes Tool, Six Socket Set (1/2", 9/16", 5/8", 11/16", 3/4", 13/16"), 10' 2-Wire Quik-Lok Cord 48-76-5010, and Impact Resistant Carrying Case 48-55-9075.



HEAVY-DUTY 3/4", 5/8" AND 7/16" IMPACT WRENCHES

9075-20

- 3/4" SQUARE DRIVE WITH FRICTION RING AND THROUGH HOLE SOCKET RETENTION



**380
FT.-LBS.
OF TORQUE!**

AVAILABLE CORDLESS

SEE PAGES 11, 25,
AND 27
FOR CORDLESS
IMPACT WRENCHES

9092-20

- 7/16" HEX QUICK-CHANGE DUAL BALL BIT HOLDER
- 10' QUIK-LOK® CORD



**315
FT.-LBS.
OF TORQUE!**

9096-20

- 5/8" HEX QUICK-CHANGE DUAL BALL BIT HOLDER
- 10' QUIK-LOK® CORD



FULL POWER IN REVERSE BEST POWER TO WEIGHT RATIO

- New Mechanism Delivers Higher Torque And Smoother Operation
- Metal Housing
- 7.0 Amp Milwaukee Built Motor
- Soft Grip Handle
- Ergonomically Balanced Center Grip

9075-20 FEATURES:

- 3/4" Square Drive With Friction Ring and Through Hole Rocket Retention
- Forward/Reverse Rocker Switch (AC/DC) Is Ideal When Frequent Reversing Is Necessary

9092-20 AND 9096-20 FEATURES:

- Hex Quick-Change Dual Ball Bit Holder
- Forward/Reverse Lever
- Hanger Bracket w/Solid Steel Ring for hanging on belts, climbing pegs and for lifting with a rope and clasp.
- Variable Speed Trigger with Speed Setting Dial



SPECIFICATIONS

CAT. NO.	VOLTS	AMPS	IMPACTS PER MINUTE	NO LOAD RPM	TORQUE FT./LBS.	LENGTH INCHES	NET WGT. LBS.	SHIP WGT. LBS.
9075-20	120 AC/DC	7.0	2500	1,750	380	11-5/8	6.2	8.0
9092-20	120 AC	7.0	1000-2600	600-1,800	315	12-1/4	6.5	7.8
9096-20	120 AC	7.0	1000-2600	600-1,800	315	12-1/4	6.5	7.8

STANDARD EQUIPMENT: FOR 9075-20 – Tool and 8' 2-Wire Fixed Cord. FOR 9092-20 AND 9096-20 – Tool and Quik-Lok® Cord 48-76-5010.

ACCESSORIES



1/2" SQUARE DRIVE HEX SOCKETS

Standard equipment for 9072-22 Kit.

- | | |
|------------------|-------------------|
| 49-66-3080 1/2" | 49-66-3110 11/16" |
| 49-66-3090 9/16" | 49-66-3120 3/4" |
| 49-66-3100 5/8" | 49-66-3130 13/16" |



5" LENGTH 1/2" SQUARE- DRIVE EXTENSION

- 48-95-5000 Adapts to 1/2" Square Drive. Provides 5" additional length where required for use with sockets.



1/2" SQUARE DRIVE UNIVERSAL JOINT

- 48-03-0500 Fits 1/2" Square Drive. Use with Hex Sockets to reach difficult places at various angles... also allows clearance around obstructions.



1/2" SQUARE DRIVE TO 7/16" HEX QUICK-CHANGE ADAPTER

- 48-66-0061 Use with 7/16" hex shank auger bits, selffeed bits or other 7/16" hex shank accessories which have ball-retainer grooves.



RETAINING RINGS FOR 3/4" SQUARE ANVILS

- 44-86-0282 1-7/16" ID (use with 1-1/2" hub sockets)
44-86-0285 1-5/8" ID (use with 1-3/4" hub sockets)



ROUND END DETENT KIT

- 49-17-0410 Use with 9066-6, 9068, 9070-20, 9072-20 and 9075-20. For quick socket changes.




FLAT END DETENT KIT

- 49-17-0405 For 9066-6, 9068, 9070-20, 9072-20 and 9075-20.
Replaces standard round detent pin on 9066-6, 9068. Socket will not slip off unless detent pin is pressed in.
Below Serial No. 656-38701, Use 49-17-0400 Positive Detent Kit



5/8" HEX QUICK-CHANGE CONVERSION KIT

- 14-46-9095 Completely assembled, easily converts 7/16" front end to 5/8" hex.



CHUCK ADAPTOR

- 48-66-0065 For 9092-20 and 9099-20.
Adds versatility by enabling these tools to drill small holes (1/2" diameter max.) with jobber bits in steel, wood and plastic; or with carbide tipped bits to drill mortar, brick, etc. (NOT for use with any accessory that results in continuous impacting.)

GREASE

- 49-08-7655 Type "Z" grease. For 9070-20, 9071-20, 9072-20.
49-08-4220 Type "J" grease. For 9075-20.



HEAVY-DUTY 1/2" HAMMER-DRILLS



5378-20

- DUAL TORQUE/SPEED RANGES



5378-21 (KIT)

- DUAL TORQUE/SPEED RANGES



• 7.5 AMP MOTOR

- For Percussion Drilling With Carbide-Tipped Hammer-Drill Bits In Concrete And Masonry Or Drilling Without Hammering In Wood Or Metal
- Trigger Speed Control
- 1/2" Keyed Chuck
- All Ball And Roller Bearings
- Side Handle Can Be Used On Either Side And With Or Without Depth Gauge
- Self-Stopping Brushes
- Soft Grip Handle
- Heavy-Duty Metal Gear Case For Rugged Durability

5381-20

- SINGLE SPEED



5381-22 (KIT)

- SINGLE SPEED
- INCLUDES CONCRETE FASTENER KIT



• 8.5 AMP MOTOR



5381-20
5381-22

Ideal operating torque for concrete fastening applications

5387-20

- DUAL TORQUE/SPEED RANGES



5387-22 (KIT)

- DUAL TORQUE/SPEED RANGES
- INCLUDES 2-PIECE PERCUSSION BIT SET



• 8.5 AMP MOTOR

5387-20 AND 5387-22 FEATURE

- 10' Quik-Lok® Cord
Quick detachment from tool for tangle free carrying and storage. Instant field repair.

SPECIFICATIONS

CAPACITIES

CATALOG NUMBER	VOLTS AC ONLY		NO LOAD RPM	NO LOAD BLOWS PER MINUTE	DRILL ONLY WOOD					STEEL TWIST DRILL	HAMMER CONCRETE	LENGTH	NET WGT. LBS.	SHIP. WGT. LBS.
	AMP	AMPS			FLAT BORING BITS	HOLE SAW	AUGER BITS	SHIP AUGER BITS	SELFFEED BITS					
5378-20	120	7.5	0-1,350/0-2,500	0-22,000/0-40,000	1-1/2" / 3/4"	3-3/4"	1-1/4"	1-1/4"	1-3/4"	1/2" / 1/4"	3/4"	13"	6.0	7.4
5378-21	120	7.5	0-1,350/0-2,500	0-22,000/0-40,000	1-1/2" / 3/4"	3-3/4"	1-1/4"	1-1/4"	1-3/4"	1/2" / 1/4"	3/4" / 3/8"	13"	6.0	11.9
5381-20	120	8.5	0-1,800	0-28,800	1-1/2"	3-1/2"	1"	1-1/8"	1-1/2"	3/8"	1/2"	13"	6.0	7.4
5381-22	120	8.5	0-1,800	0-28,800	1-1/2"	3-1/2"	1"	1-1/8"	1-1/2"	3/8"	1/2"	13"	6.0	11.9
5387-20	120	8.5	0-1,000/0-2,500	0-16,000/0-40,000	1-1/2" / 3/4"	3-3/4"	1-1/4"	1-1/4"	1-3/4"	1/2" / 1/4"	3/4"	13"	6.0	7.4
5387-22	120	8.5	0-1,000/0-2,500	0-16,000/0-40,000	1-1/2" / 3/4"	3-3/4"	1-1/4"	1-1/4"	1-3/4"	1/2" / 1/4"	3/4" / 3/8"	13"	6.0	11.9

STANDARD EQUIPMENT: For 5378-20 – Depth Gauge, 48-66-5185 1/2" Chuck with Key and 49-15-5300 Removable Side Handle. For 5378-21 – Depth Gauge, 48-66-5185 1/2" Chuck with Key, 49-15-5300 Removable Side Handle, and 48-55-5378 Impact Resistant Carrying Case. For 5381-20 – Depth Gauge, 48-66-5185 1/2" Chuck with Key and 49-15-5300 Removable Side Handle. For 5381-22 – Depth Gauge, 48-66-5185 1/2" Chuck with Key, 49-15-5300 Removable Side Handle, 48-55-5378 Impact Resistant Carrying Case and Concrete Fastener Kit. For 5387-20 – Depth Gauge, 48-66-0087 1/2" Chuck with Key, Quik-Lok Cord and 49-15-5300 Removable Side Handle. For 5387-22 – Depth Gauge, 48-66-0087 1/2" Chuck with Key, 49-15-5300 Removable Side Handle, 48-55-5378 Impact Resistant Carrying Case, Quik-Lok Cord and 2-Piece Percussion Bit Set.



HEAVY-DUTY 1/2" HAMMER-DRILL AND HAMMER ACCESSORIES



NEW

5380-21

• DUAL TORQUE/SPEED RANGES



- For Percussion Drilling With Carbide-Tipped Hammer-Drill Bits In Concrete And Masonry Or Drilling Without Hammering In Wood Or Metal
- Trigger Speed Control
- 9.0 Amp Motor
- 1/2" Keyed Chuck
- All Ball And Roller Bearings
- Side Handle Can Be Used On Either Side And With Or Without Depth Gauge
- Self-Stopping Brushes
- Soft Grip Handle
- Heavy-Duty Metal Gear Case For Rugged Durability
- Anti-Vibration System – for reduced operator fatigue and increased comfort and control
- Heavy Duty 12' Rubber Power Cord



SPECIFICATIONS

CAPACITIES

CATALOG NUMBER	VOLTS AC ONLY	AMPS	NO NO LOAD RPM	NO LOAD BLOWS PER MINUTE	DRILL ONLY WOOD					STEEL TWIST DRILL	HAMMER CONCRETE	LENGTH	NET WGT. LBS.	SHIP. WGT. LBS.
					FLAT BORING BITS	HOLE SAW	AUGER BITS	SHIP AUGER BITS	SELFEED BITS					
5380-21	120	9.0	0-1,500/0-3,500	0-24,000/0-56,000	1-1/2" / 3/4"	3-3/4"	1-1/4"	1-1/4"	1-3/4"	5/8" / 5/16"	3/4" / 3/8"	14"	7.3	13.0



STANDARD EQUIPMENT: For 5380-21 – Depth Gauge, Removable Side Handle, and Impact Resistant Carrying Case.

CASES AND ACCESSORIES FOR ALL HAMMER TOOLS

TOOL NUMBER	CHUCK AND KEY	CHUCK KEY ONLY	RUBBER FLEX KEY HOLDER	QUIK-LOK® CORD	CARRYING CASE	CARRYING CASE MATERIAL
5314-21	-	-	-	-	48-55-5315	IMPACT RESISTANT
5315-21	-	-	-	48-76-5010	48-55-5315	IMPACT RESISTANT
5315-22	-	-	-	48-76-5010	48-55-5315	IMPACT RESISTANT
5318-21	-	-	-	-	48-55-5315	IMPACT RESISTANT
5321-21	-	-	-	48-76-5010	48-55-5315	IMPACT RESISTANT
5321-22	-	-	-	48-76-5010	48-55-5315	IMPACT RESISTANT
5327-21	-	-	-	-	48-55-5315	IMPACT RESISTANT
5336-22	-	-	-	-	48-55-5315	IMPACT RESISTANT
5337-21	-	-	-	-	48-55-0075	STEEL
5339-21	-	-	-	-	48-55-0075	STEEL
5340-21	-	-	-	-	48-55-0075	STEEL
5342-21	-	-	-	-	48-55-0075	STEEL
5345-21	-	-	-	-	48-55-5315	IMPACT RESISTANT
5346-21	-	-	-	-	48-55-5315	IMPACT RESISTANT
5359-21	-	-	-	-	48-55-5359	IMPACT RESISTANT
5360-21	-	-	-	-	48-55-5359	IMPACT RESISTANT
5362-6	-	-	-	-	48-55-5359	IMPACT RESISTANT
5366-21	-	-	-	-	48-55-5378	IMPACT RESISTANT
5368-21	-	-	-	-	48-55-5378	IMPACT RESISTANT
5368-22	-	-	-	-	48-55-5378	IMPACT RESISTANT
5378-20	48-66-5185	48-66-2110	48-66-4040	-	48-55-5378	IMPACT RESISTANT
5378-21	48-66-5185	48-66-2110	48-66-4040	-	48-55-5378	IMPACT RESISTANT
5381-20	48-66-5185	-	-	-	-	-
5381-22	48-66-5185	-	-	-	48-55-5378	IMPACT RESISTANT
5387-20	48-66-0087	-	-	48-76-5010	-	-
5387-22	48-66-0087	-	-	48-76-5010	48-55-5378	IMPACT RESISTANT
5383-21	-	-	-	-	48-55-5378	IMPACT RESISTANT



HEAVY-DUTY 3-FLAT SECURE-GRIP™ HAMMER-DRILL BITS



3 FLAT SECURE-GRIP™

Milwaukee's 3-Flat SECURE-GRIP™ shank is designed to fit in all 1/2" three jaw hammer-drill chucks, and reduces the possibility of the bit spinning in the chuck when experiencing heavy torsional loading.

The Patented Self-Centering Carbide Tip provides more accuracy when starting holes by reducing the likelihood of the bit walking on the work surface.

Reinforced Flute Geometry maximizes energy transfer from the hammer-drill to the drill bit, resulting in harder hitting, with less vibration returning to the user. The flute geometry also maximizes dust and debris removal, resulting in **FASTER DRILLING** and **LONGER BIT LIFE**.

NEW

CATALOG NUMBER	DESCRIPTION DIA. X U.L. X O.L. (INCHES)	QTY. PER PK.
48-20-8800	1/8" x 1-1/2" x 3"	2
48-20-8801	5/32" x 4" x 6"	2
48-20-8805	3/16" x 2" x 4"	2
48-20-8806	3/16" x 4" x 6"	2
48-20-8810	1/4" x 2" x 4"	1
48-20-8811	1/4" x 4" x 6"	1
48-20-8812	1/4" x 10" x 12"	1
48-20-8816	5/16" x 4" x 6"	1
48-20-8817	5/16" x 10" x 12"	1
48-20-8821	3/8" x 4" x 6"	1
48-20-8822	3/8" x 10" x 12"	1
48-20-8823	3/8" x 16" x 18"	1
48-20-8825	7/16" x 4" x 6"	1
48-20-8830	1/2" x 4" x 6"	1
48-20-8831	1/2" x 10" x 12"	1
48-20-8832	1/2" x 16" x 18"	1
48-20-8835	9/16" x 4" x 6"	1
48-20-8840	5/8" x 4" x 6"	1
48-20-8841	5/8" x 10" x 12"	1
48-20-8842	5/8" x 16" x 18"	1
48-20-8845	3/4" x 4" x 6"	1
48-20-8846	3/4" x 10" x 12"	1
48-20-8847	7/8" x 4" x 6"	1
48-20-8848	7/8" x 10" x 12"	1
48-20-8849	1" x 4" x 6"	1
48-20-8854	1" x 10" x 12"	1
48-20-8957	3/16" x 2" x 4"	5
48-20-8961	1/4" x 4" x 6"	5
48-20-8962	1/4" x 2" x 4"	5
48-20-8900	1/8" x 1-1/2" x 3"	25
48-20-8901	5/32" x 4" x 6"	25
48-20-8905	3/16" x 2" x 4"	25
48-20-8906	3/16" x 4" x 6"	25
48-20-8910	1/4" x 2" x 4"	25
48-20-8911	1/4" x 4" x 6"	25
48-20-8916	5/16" x 4" x 6"	25
48-20-8921	3/8" x 4" x 6"	20
48-20-8925	7/16" x 4" x 6"	20
48-20-8930	1/2" x 4" x 6"	15
48-20-8940	5/8" x 4" x 6"	10
48-20-8850	3-Pc. Hammer-Drill Bit Set 5/32" x 6", 3/16" x 6" and 1/4" x 6"	3
48-20-8851	5-Pc. Hammer-Drill Bit Set 5/32" x 6", 3/16" x 6", 1/4" x 6", 5/16" x 6" and 3/8" x 6"	5
48-20-8852	7-Pc. Hammer-Drill Bit Set 5/32" x 6", 3/16" x 6" (2), 1/4" x 6" (2), 5/16" x 6" and 3/8" x 6"	7

- **Faster Drilling - Up To 37% Faster* Than The Competition.**
- **Longer Life - Up To 52% Longer Life* Than The Competition.**
- **3-Flat SECURE-GRIP™ - Prevents Bit From Slipping In The Chuck.**
- **Designed For Drilling In Brick, Block And Softer Aggregate Concrete.**
- **Designed For Use In All 1/2" Keyed And 1/2" Keyless Chucks.**

* Source: Internal testing. Test results with competitive product available August 2005.





HEAVY-DUTY 3/4" & 1" SDS ROTARY HAMMERS



5383-21

• PISTOL GRIP DESIGN



5383-21 FEATURES

- **6.0 Amp Motor**
- **Variable Speed Switch** – Allows Holes To Be Started Easily
- **Hard Hitting** – Hardest Hitting In Its Class, 1.7 Ft. Lbs. / Blow
- **Fast Drilling** – 1,270 RPM And 5,400 BPM
- **Soft Grip** – More Comfortable, Secure Gripping
- **Lightweight, Compact Size**
- **Mode Selector Can Be Changed From Hammering With Rotation For Drilling Concrete, To Rotation Only For Use In Steel, Wood, Etc. Using 48-66-1370 Adapter Kit.**



5369-21

• D-HANDLE DESIGN



5369-21 FEATURES

- **Three Modes of Operation** – Hammer-Drill / Drill / Chipping for Maximum Versatility
- **All Metal Gear Box And Double Bearing Wobble Plate** – for long term durability
- **Anti-Vibration System, soft grip handle and two-finger trigger** – for optimal operator comfort
- **Large Two Finger Variable Speed Reversing Trigger** – for accurate drill bit starting and easy bit / fastener removal
- **7.5 Amp Motor, 2.4 Ft.-lbs of impact energy, 0-5,900 BPM and 0-1,050 RPM for fast drilling and powerful chipping**
- **Integral Clutch** – minimizes torque reactions and helps protect gears
- **Keyless SDS Chuck for Fast, Tool Free Bit Changes**

3
MODES
OF OPERATION
For Maximum
Versatility

- Hammer Drill
- Drill
- Chipping
- Adjustment for Chisel Bit



SPECIFICATIONS

CATALOG NUMBER	VOLTS AC ONLY	AMPS	NO LOAD RPM	BLOW ENERGY (FT.-LBS.)	BLOWS PER MIN.	SOLID BIT CAPACITY	THIN WALL CORE BIT CAPACITY	LENGTH INCHES	NET WGT. LBS.	SHIP. WGT. LBS.
5383-21	120	6.0	0-1270	1.7	0-5400	3/4"	1-1/2"	13"	5.7	11.6
5369-21	120	7.5	0-1050	2.4	0-5900	1"	3-1/2"	17-1/4"	7.9	11.7

STANDARD EQUIPMENT: FOR 5383-21 AND 5369-21 – Includes Tool, Depth Gauge, Side Handle and Impact Resistant Carrying Case.

ACCESSORIES



IMPACT RESISTANT CARRYING CASE

48-55-5378 Included with 5383-21.

5-PIECE 44 MAGNUM™ CARBIDE-TIPPED BIT SET

48-20-7490 Set includes one of each: **48-20-7410** (3/16"), **48-20-7431** (1/4"), **48-20-7441** (5/16"), **48-20-7451** (3/8"), **48-20-7471** (1/2").

SDS/CHUCK ADAPTER KIT*

48-66-1370 Kit includes chuck adapter No. 48-03-3005, 1/2" chuck No. 48-66-1360, chuck screw No. 06-75-3150 and chuck key No. 48-66-3280. For models 5383-21, 5362-6, 5366-21 and 5368-21.



* Parts in KIT may be ordered separately.



HEAVY-DUTY 1" SDS ROTARY HAMMER



NEW

5363-21

• COMPACT "L" SHAPE DESIGN



■ **Three Modes of Operation** – Hammer-Drill / Drill / Chipping for Maximum Versatility

3 MODES OF OPERATION For Maximum Versatility	Hammer Drill
	Drill
	Chipping
	Adjustment for Chisel Bit

■ **Compact and Lightweight, L- Shape Design** – weighs 7.9 lbs and measures only 11-1/8" grip to chuck providing easy access to tight spaces and extended use comfort

① **Anti-Vibration System, Soft Grip Handle and Two-Finger Trigger** – for optimal operator comfort



② **Large Two Finger Variable Speed Trigger** – for accurate drill bit starting and easy bit / fastener removal

③ **Rotating Brush Plate** – provides for equal power in forward and reverse and extends brush life

④ **7.0 Amp Motor, 2.0 Ft.-lbs of impact energy, 0-5,980 BPM and 0-1,400 RPM** for fast drilling and powerful chipping

⑤ **Integral Clutch** – minimizes torque reactions and helps protect gears

⑥ **Heavy Duty 10' Quick-Lok® Rubber Power Cord**

⑦ **Keyless SDS Chuck for Fast, Tool Free Bit Changes**



**AVAILABLE
CORDLESS**
SEE PAGE 15 FOR
28V ROTARY HAMMER

SPECIFICATIONS

CATALOG NUMBER	VOLTS AC ONLY	AMPS	NO LOAD RPM	BLOW ENERGY (FT.-LBS.)	BLOWS PER MIN.	SOLID BIT CAPACITY	THIN WALL CORE BIT CAPACITY	LENGTH INCHES	NET WGT. LBS.	SHIP. WGT. LBS.
5363-21	120	7.0	0-1400	2.0	0-5980	1"	2-1/2"	13"	7.9	11.7

STANDARD EQUIPMENT: FOR 5363-21 – Includes Tool, Depth Gauge, Side Handle and Impact Resistant Carrying Case.

ACCESSORIES



5-PIECE 44 MAGNUM™ CARBIDE-TIPPED BIT SET

48-20-7490

Set includes one of each: 48-20-7410 (3/16"), 48-20-7431 (1/4"), 48-20-7441 (5/16"), 48-20-7451 (3/8"), 48-20-7471 (1/2").

SDS/CHUCK ADAPTER KIT*

48-66-1370

Kit includes chuck adapter No. 48-03-3005, 1/2" chuck No. 48-66-1360, chuck screw No. 06-75-3150 and chuck key No. 48-66-3280. For models 5383-21, 5362-6, 5366-21 and 5368-21.



* Parts in KIT may be ordered separately.



HEAVY-DUTY 1-1/8" SDS ROTARY HAMMERS

5359-21

- 1-1/8" CAPACITY
- 0-980 RPM
- CHIPPING MODE



5360-21

- 1-1/8" CAPACITY
- 0-980 RPM
- CHIPPING MODE
- EXCLUSIVE REMOVEABLE SDS BIT HOLDER



- **D-Style Handle**
Offers a secure grip that maximizes drilling pressure while minimizing operator fatigue.
- **Electronic Variable Speed Control Trigger**
For smooth, controlled starts and hammering with rotation in concrete and masonry or drilling without hammering in wood or metal.
- **3-Modes of Operation**
Hammer-drill, Drill only, and Chipping for maximum versatility.
- **Chisel Adjustment**
Allows bit to be positioned to the workpiece to maintain comfortable tool orientation when chipping.
- **Slip Clutch**
When bit jams, the clutch slips – rotary action stops.

3
MODES
OF OPERATION
For Maximum
Versatility

IT	Hammer Drill
D	Drill
T	Chipping
O	Adjustment for Chisel Bit

SPECIFICATIONS

CATALOG NUMBER	VOLTS AC ONLY	AMPS	RPM	REMOVEABLE SDS BIT HOLDER	BLOW ENERGY (FT.-LBS.)	BLOWS PER MIN.	SOLID BIT CAPACITY	WOOD FLAT BORING BIT	STEEL TWIST DRILL	CORE BIT CAPACITY	LENGTH INCHES	NET WGT. LBS.	SHIP. WGT. LBS.
5359-21	120	7.4	0-980	NO	2.5	0-4200	1-1/8"	1-1/2"	1/2"	4"	13"	8.3	14.5
5360-21	120	7.4	0-980	YES	2.5	0-4200	1-1/8"	1-1/2"	1/2"	4"	13.3"	8.7	15.0

STANDARD EQUIPMENT: FOR 5359-21 AND 5360-21 – Depth Gauge, Side Handle and Impact Resistant Carrying Case.

ACCESSORIES



IMPACT RESISTANT CARRYING CASE

48-55-5359 Included with 5359-21 and 5360-21.



SDS BIT HOLDER

48-66-3044 Standard equipment with 5360-21.



DUST SHIELD

48-03-3030 For use with SDS bits.

HAMMER STEEL (FOR CHIPPING AND CHISELING) FOR USE WITH 5359-21 AND 5360-21



SDS
(OR SDS PLUS)

ACCESSORY DESCRIPTION AND APPLICATION

ACCESSORY DESCRIPTION AND APPLICATION	SIZE	CAT. NO.	BULK CAT. NO.
BULL POINT Starts holes in concrete slabs, general chipping & breaking	10"	48-62-6010	48-62-6110 (25 per box)
FLAT CHISEL General chipping & breaking work.	3/4" x 10"	48-62-6015	48-62-6115 (25 per box)
SCALING CHISEL Wide chisels with (two) 60° cutting angles cleans concrete, scale & rust, cuts troughs & some asphalt.	1-1/2" x 10"	48-62-6020	48-62-6120 (25 per box)

5-PIECE 44 MAGNUM™ CARBIDE-TIPPED BIT SET

48-20-7490 Set includes one each bit: **48-20-7410** (3/16"), **48-20-7431** (1/4"), **48-20-7441** (5/16"), **48-20-7451** (3/8"), **48-20-7471** (1/2").



CHUCK ADAPTER

48-03-3047 For use with 48-66-1360 3-jaw chuck. Optional equipment with 5360-21.

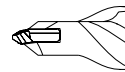


PREMIUM SDS HAMMER BITS

44 MAGNUM™ CARBIDE



CENTERING
POINT & EDGE
CUTTING



CHISEL SHAPED
DRILL HEAD

TIP — AGGRESSIVE GEOMETRY

- Centering point - allows more accurate starting of holes.
- Unique edge design - allows cutting mesh and small diameter re-bar with less likelihood of tip breakage.
- Unique face design - directs concrete dust into the flute's pick up area quickly for faster drilling.
- Chisel design - a distinctive chisel shape can be seen. It efficiently penetrates concrete, which also improves drilling speed.

FLUTES — MORE RIGID - BETTER DUST EXTRACTING MULTI-FLUTED SPIRAL EXECUTION

- Four fluted spiral removes concrete dust faster.
- Shaft strength is improved for less bending / breakage.
- Drilling is smoother due to less vibration.
- More energy of the hammer blow is transmitted to the tip to improve drilling speed.



**5-PIECE 44 MAGNUM™ CARBIDE-TIPPED BIT SET
48-20-7490** Set includes one of each diameter bit: 3/16" x 4-1/2", 1/4" x 6", 5/16" x 6", 3/8" x 6" and 1/2" x 6".

DESCRIPTION DIA. x U.L. x O.L. (INCHES)	2-CUTTER INDIVIDUAL BITS	2-CUTTER BULK PACKS	BULK QTY	2-CUTTER MONSTER PACKS	MONSTER QTY
5/32 x 2 x 4-1/2	48-20-7400	48-20-7500	25	—	—
5/32 x 4 x 6	48-20-7401	48-20-7501	25	—	—
3/16 x 2 x 4-1/2	48-20-7410	48-20-7510	25	48-20-7810	200
3/16 x 4 x 6	48-20-7411	48-20-7511	25	48-20-7811	200
3/16 x 6 x 8	48-20-7412	48-20-7512	25	—	—
3/16 x 8 x 10	48-20-7413	48-20-7513	25	—	—
3/16 x 10 x 12	48-20-7414	48-20-7514	25	—	—
3/16 x 12 x 14	48-20-7415	48-20-7515	25	—	—
3/16 x 14 x 16	48-20-7416	48-20-7516	25	—	—
7/32 x 4 x 6	48-20-7421	48-20-7521	25	—	—
7/32 x 6 x 8	48-20-7422	48-20-7522	25	—	—
7/32 x 9 x 11	48-20-7424	48-20-7524	25	—	—
7/32 x 12 x 14	48-20-7425	48-20-7525	25	—	—
7/32 x 14 x 16	48-20-7426	48-20-7526	25	—	—
1/4 x 2 x 4-1/2	48-20-7430	48-20-7530	25	48-20-7830	200
1/4 x 4 x 6	48-20-7431	48-20-7531	25	48-20-7831	200
1/4 x 6 x 8	48-20-7432	48-20-7532	25	—	—
1/4 x 9 x 11	48-20-7434	48-20-7534	25	—	—
1/4 x 12 x 14	48-20-7435	48-20-7535	25	—	—
1/4 x 14 x 16	48-20-7436	48-20-7536	25	—	—
1/4 x 18 x 20	48-20-7438	—	—	—	—
5/16 x 4 x 6	48-20-7441	48-20-7541	25	48-20-7841	150
5/16 x 10 x 12	48-20-7444	—	—	—	—
3/8 x 4 x 6	48-20-7451	48-20-7551	20	48-20-7851	125
3/8 x 6 x 8	48-20-7452	—	—	—	—
3/8 x 8 x 10	48-20-7453	—	—	—	—
3/8 x 10 x 12	48-20-7454	48-20-7554	20	—	—
3/8 x 16 x 18	48-20-7457	—	—	—	—
3/8 x 22 x 24	48-20-7459	—	—	—	—
7/16 x 4 x 6	48-20-7461	—	—	—	—
7/16 x 10 x 12-1/2	48-20-7464	—	—	—	—
7/16 x 16 x 18	48-20-7467	—	—	—	—
1/2 x 4 x 6	48-20-7471	48-20-7571	15	48-20-7871	100
1/2 x 8 x 10	48-20-7473	—	—	—	—
1/2 x 10 x 12	48-20-7474	48-20-7574	15	—	—
1/2 x 16 x 18	48-20-7477	—	—	—	—
1/2 x 22 x 24	48-20-7479	—	—	—	—
9/16 x 4 x 6-1/2	48-20-7481	—	—	—	—
9/16 x 10 x 12-1/2	48-20-7484	—	—	—	—
9/16 x 16 x 18	48-20-7487	—	—	—	—
5/8 x 4 x 6	48-20-7601	—	—	—	—
5/8 x 6 x 8	48-20-7602	48-20-7702	10	—	—
5/8 x 10 x 12	48-20-7604	—	—	—	—
5/8 x 16 x 18	48-20-7607	—	—	—	—
5/8 x 22 x 24	48-20-7609	—	—	—	—

HEAVY-DUTY STANDARD SDS HAMMER BITS

DESCRIPTION DIA. X U.L. X O.L. (INCHES)	SDS	
	2 CUTTER	4 CUTTER
5/8 x 6 x 8	-	48-20-7200
5/8 x 10 x 12	-	48-20-7203
5/8 x 16 x 18	-	48-20-7206
11/16 x 6 x 8	48-20-7058	-
3/4 x 6 x 8	48-20-7061	48-20-7210
3/4 x 8 x 10	48-20-7063	-
3/4 x 10 x 12	48-20-7065	48-20-7215
3/4 x 16 x 18	48-20-7066	48-20-7220
3/4 x 22 x 24	48-20-7067	-
7/8 x 6 x 8	48-20-7071	48-20-7225
7/8 x 10 x 12	48-20-7072	48-20-7230
7/8 x 16 x 18	48-20-7075	48-20-7236
1 x 8 x 10	48-20-7080	48-20-7240
1 x 16 x 18	48-20-7085	48-20-7246
1-1/8 x 8 x 10	-	48-20-7250
1-1/8 x 16 x 18	-	48-20-7256

2-CUTTER SDS BITS – WITH HEX SHOULDER FOR TAP-CON® SCREW SYSTEM

FITS HEX 5/16" CONDRIVE SLEEVE

2 CUTTER SINGLE PIECE POUCH CAT. NO.	2 CUTTER BULK 25 BITS PER BOX CAT. NO.	BIT DIA.	USABLE LENGTH	OVERALL LENGTH
48-20-7090	-	5/32"	2"	5"
48-20-7096	48-20-7196	5/32"	3"	6"
48-20-7091	48-20-7191	5/32"	4"	7"
48-20-7097	-	3/16"	2"	5"
48-20-7098	48-20-7198	3/16"	3"	6"
48-20-7092	48-20-7192	3/16"	4"	7"



"A" TAPER ADAPTER

48-66-6502 For use with "A" Taper Bits. Includes Drift Pin 48-86-0120



SPLINE TO SDS ADAPTER

48-03-3015 For use with SDS bits.



SDS-MAX TO SDS ADAPTER

48-03-3025 For use with SDS bits.

HEAVY-DUTY COMPONENT SYSTEMS ††

THIN WALL CARBIDE TIPPED CORE BITS

DIAMETER	DRILLING DEPTH	CORE BODY W/ GUIDE PLATE & CENTERING PIN†	SDS ADAPTER SHANKS 8" LONG	SDS ADAPTER SHANKS 12" LONG	EXTENSION 7-1/2" LONG	REPLACEMENT GUIDE PLATE	REPLACEMENT CENTERING PIN
1"	3-3/16"	48-20-5005 †	48-03-3545	48-03-3551	48-95-6070	N/A	N/A
1-1/8"	3-3/16"	48-20-5010 †	48-03-3545	48-03-3551	48-95-6070	N/A	N/A
1-1/4"	3-3/16"	48-20-5015	48-03-3545	48-03-3551	48-95-6070	48-20-6151	48-20-6150
1-3/8"	3-3/16"	48-20-5020	48-03-3545	48-03-3551	48-95-6070	48-20-6152	48-20-6150
1-1/2"	3-3/16"	48-20-5025	48-03-3545	48-03-3551	48-95-6070	48-20-6153	48-20-6150
1-3/4"	2-13/16"	48-20-5030	48-03-3555	48-03-3561	48-95-6075	48-20-6156	48-20-6155
2"	2-13/16"	48-20-5035	48-03-3555	48-03-3561	48-95-6075	48-20-6157	48-20-6155
2-1/2"	2-13/16"	48-20-5040	48-03-3555	48-03-3561	48-95-6075	48-20-6158	48-20-6155
3"	2-13/16"	48-20-5045	48-03-3555	48-03-3561	48-95-6075	48-20-6159	48-20-6155
3-1/2"	2-13/16"	48-20-5050	48-03-3555	48-03-3561	48-95-6075	48-20-6160	48-20-6155
4"	2-13/16"	48-20-5055	48-03-3555	48-03-3561	48-95-6075	48-20-6161	48-20-6155

† Guide plate and centering pin not included with 1" & 1-1/8" diameter core bits.

†† Thin wall core bits 4" and less should only be used in SDS hammers.



HEAVY-DUTY 1-3/4" ROTARY HAMMERS

POWERFUL MOTOR • HARD HITTING • FAST DRILLING

5345-21



5346-21



5346-28



- **Powerful 13.0 Amp MILWAUKEE Motor**
- **Electronic Feedback Control Circuit (EFCC)** provides soft start for accurate hole placement. Constant speed under load increases performance by maintaining constant speed without bogging down.
- **Patented Vibration Isolation System** Reduces operator fatigue and increases comfort and control. Handles "float" to absorb hammering action.
- **Cushioned Grips For Increased Comfort**
- **"Soft-Shift" Stop-Rotation Mode Selector**
- **Two Operating Modes**
Hammer with rotation and hammer only.
- **Internal Clutch Slips When Bit Jams**
- **Sealed "AC Only" Switch**
Keeps dust out, contacts clean.
- **Excellent Power To Weight Ratio**
- **Convenient, Handle-Mounted Speed Dial**
- **Removable, Independent Depth Rod Bracket**
- **Additional Rear Mounting Option For Side Handle**



5345-21 FEATURE

- **Spline Drive**

5346-21/5346-28 FEATURES

- **Single Motion Push-In SDS-max Bit Reception**
- **SDS-max Chisels Can Lock In 15 Multi-Positions**



SPECIFICATIONS

CATALOG NUMBER	VOLTS	AMPS	DRIVE SYSTEM	NO LOAD BLOWS PER MIN.	NO LOAD RPM	IMPACT ENERGY (FT-LBS.)	SOLID BIT CAPACITY	TUNNEL BIT CAPACITY	THICK WALL CORE BIT CAPACITY	THIN WALL CORE BIT CAPACITY	LENGTH	NET WGT. LBS.	SHIP. WGT. LBS.
5345-21	120 AC Only	13.0	Spline	1300-3450	150-400	8.6	1-3/4"	3-1/8"	5"	6"	18-1/2"	17.3	28.3
5346-21	120 AC Only	13.0	SDS-max	1300-3450	150-400	8.6	1-3/4"	3-1/8"	5"	6"	18-1/2"	17.3	28.5
5346-28	120 AC Only	13.0	SDS-max	1300-3450	150-400	8.6	1-3/4"	3-1/8"	5"	6"	18-1/2"	17.3	28.5

STANDARD EQUIPMENT: FOR 5345-21, 5346-21 AND 5346-28 – Depth Gauge 44-94-0165, Side Handle 14-34-0516 and Impact Resistant Carrying Case 48-55-5315.



HEAVY-DUTY 1-1/2" ROTARY HAMMERS

POWERFUL MOTOR • HARD HITTING • FAST DRILLING

5315-21



5315-22 (KIT)

• INCLUDES 5-PIECE BIT & CHISEL ASSORTMENT



5321-21



5321-22 (KIT)

• INCLUDES 5-PIECE BIT & CHISEL ASSORTMENT



- **Powerful 11.0 Amp MILWAUKEE Motor**
- **Electronic Feedback Control Circuit (EFCC)** provides soft start for accurate hole placement. Constant speed under load increases performance by maintaining constant speed without bogging down.
- **Patented Vibration Isolation System** Reduces operator fatigue and increases comfort and control. Handles "float" to absorb hammering action.
- **Cushioned Grips For Increased Comfort**
- **Power Indicator Light**
- **Service Reminder Light** Alerts operator when preventative maintenance is required.
- **Speed Dial Allows User To Match Hammer Speed And Power To Application**
- **Two Operating Modes** Hammer with rotation and hammer only.
- **Internal Clutch Slips If Bit Jams**
- **Sealed "AC Only" Switch** Keeps dust out, contacts clean.
- **Removable, Independent Depth Rod Bracket**
- **Single Motion Push-In Bit Reception**
- **"Soft-Shift" Stop-Rotation Mode Selector**
- **10' Quik-Lok® Cord** For quick detachment from tool for tangle-free carrying and storage. Instant field repair.



5315-21 AND 5315-22 FEATURES

- **SDS-max Chisels Can Lock In 24 Multi-Positions**



IMPACT RESISTANT CARRYING CASE

48-55-5315 For use with Milwaukee 1-1/2" Hammers

SPECIFICATIONS

CATALOG NUMBER	VOLTS AC ONLY	BIT RECEPTION	AMPS	NO LOAD BLOWS PER MIN.	NO LOAD RPM	IMPACT ENERGY (FT-LBS.)	SOLID BIT CAPACITY	STOP ROTATION	TUNNEL BIT CAPACITY	THICK WALL CORE BIT CAPACITY	THIN WALL CORE BIT CAPACITY	LENGTH	NET WGT. LBS.	SHIP. WGT. LBS.
5315-21	120	SDS-max	11.0	1700-3400	190-385	7.9	1-1/2"	YES	2-5/8"	4"	6"	17-1/2"	14.2	25.5
5315-22 KIT	120	SDS-max	11.0	1700-3400	190-385	7.9	1-1/2"	YES	2-5/8"	4"	6"	17-1/2"	14.2	32.0
5321-21	120	SPLINE	11.0	1700-3400	190-385	7.9	1-1/2"	YES	2-5/8"	4"	6"	17-1/2"	13.9	25.5
5321-22 KIT	120	SPLINE	11.0	1700-3400	190-385	7.9	1-1/2"	YES	2-5/8"	4"	6"	17-1/2"	13.9	32.0

STANDARD EQUIPMENT: FOR 5315-21 – Depth Gauge, Side Handle, 10' Quik-Lok Cord 48-76-5010 and Carrying Case. **FOR 5315-22** – Depth Gauge, Side Handle, Carrying Case, 10' Quik-Lok Cord 48-76-5010 and 5 Piece Bit and Chisel Assortment (Consists of one each of the following: 48-62-4075 – 12" Bull Point Chisel, 48-62-4079 – 12" Flat Chisel, 48-20-3916 – 5/8"x8"x13" 4-Cutter Carbide Bit, 48-20-3930 – 3/4"x8"x13" 4-Cutter Carbide Bit, and LHS Shank 48-20-5077. **FOR 5321-21** – Depth Gauge, Side Handle, 10' Quik-Lok Cord 48-76-5010 and Carrying Case. **FOR 5321-22** – Depth Gauge, Side Handle, Carrying Case, 10' Quik-Lok Cord 48-76-5010 and 5 Piece Bit and Chisel Assortment (Consists of one each of the following: 48-62-2000 – 12" Bull Point Chisel, 48-62-2020 – 12" Flat Chisel, 48-20-4305 – 5/8"x11"x16" 4-Cutter Carbide Bit, 48-20-4335 – 3/4"x11"x16" 4-Cutter Carbide Bit, and LHS Shank 48-20-5075.



HEAVY-DUTY 1-1/2" ROTARY HAMMERS

POWERFUL MOTOR • HARD HITTING • FAST DRILLING



5314-21



- **Powerful 11.0 Amp MILWAUKEE Motor**
- **Electronic Feedback Control Circuit (EFCC)** provides soft start for accurate hole placement. Constant speed under load increases performance by maintaining constant speed without bogging down.
- **Internal Clutch Slips If Bit Jams**
- **Sealed "AC Only" Switch**
Keeps dust out, contacts clean.

5314-21 FEATURES

- **Two Operating Modes**
Hammer with rotation and hammer only.
- **Single Motion Push-In SDS-Max Bit Reception**
- **SDS-Max Chisels Can Lock In 24 Multi-Positions**
- **"Soft-Shift" Stop-Rotation Mode Selector**



5318-21



5318-21 FEATURE

- **Single Motion Push-In Spline Bit Reception**



IMPACT RESISTANT CARRYING CASE
48-55-5315

SPECIFICATIONS

CATALOG NUMBER	VOLTS AC ONLY	AMPS	NO LOAD BLOWS PER MIN.	NO LOAD RPM	IMPACT ENERGY (FT-LBS.)	SOLID BIT CAPACITY	TUNNEL BIT CAPACITY	THICK WALL CORE BIT CAPACITY	THIN WALL CORE BIT CAPACITY	LENGTH	NET WGT. LBS.	SHIP. WGT. LBS.
5314-21	120	11.0	3400	385	7.9	1-1/2"	2-5/8"	4"	6"	17-1/2"	13.5	27.0
5318-21	120	11.0	3400	385	7.9	1-1/2"	2-5/8"	4"	6"	17-1/2"	13.5	27.0

STANDARD EQUIPMENT: For 5314-21: Tool, Side Handle and Impact Resistant Carrying Case. For 5318-21: Tool, Side Handle and Impact Resistant Carrying Case.



44 MAGNUM™ CARBIDE

HEAVY-DUTY SPLINE AND SDS-MAX HAMMER ACCESSORIES


4-CUTTER ROTARY HAMMER BITS FOR SDS-max AND SPLINE

20% longer life, faster penetration, improved ergonomics, and improved drilling efficiency! Provides lower "cost per drilled hole."




FLUTE DESIGN:

- Optimizes hammer energy transfer for less strenuous drilling
- Optimizes dust removal when working vertically
- Minimizes friction prolonging bit life



CENTERING POINT:

- Allows more accurate starting of holes



4-CUTTER HEAD DESIGN:

- Provides precise, round holes
- Reduces vibration

BRAZING FORMULA:

- Optimizes drilling performance for up to 20% longer life

SHORTER DUST ENTRANCE GROOVE ANGLES AND ANGLE:

- Gets dust to flutes for faster evacuation



SPLINE SHANK

Use in Spline Drive rotary hammers. These bits are for use in any kind of concrete.



2 CUTTER



4 CUTTER

DESCRIPTION
DIA. X U.L. X O.L.
(INCHES)

3/8 X 5 X 10	48-20-4037	-
1/2 X 5 X 10	48-20-4050	-
1/2 X 11 X 16	48-20-4051	-
1/2 X 17 X 22	48-20-4052	-
1/2 X 22 X 27	48-20-4053	-
1/2 X 31 X 36	48-20-4054	-
9/16 X 5 X 10	48-20-4056	-
9/16 X 18 X 23	48-20-4057	-
5/8 X 5 X 10	48-20-4062	48-20-4300
5/8 X 11 X 16	48-20-4063	48-20-4305
5/8 X 17 X 22	48-20-4064	48-20-4310
5/8 X 24 X 29	-	48-20-4315
5/8 X 31 X 36	-	48-20-4320
11/16 X 11 X 16	48-20-4068	48-20-4325
3/4 X 5 X 10	48-20-4075	48-20-4330
3/4 X 11 X 16	48-20-4076	48-20-4335
3/4 X 17 X 22	48-20-4078	48-20-4340
3/4 X 24 X 29	-	48-20-4345
3/4 X 31 X 36	-	48-20-4350
13/16 X 11 X 16	48-20-4081	-
7/8 X 11 X 16	48-20-4087	48-20-4360
7/8 X 17 X 22	48-20-4088	48-20-4365
1 X 11 X 16	48-20-4100	48-20-4370
1 X 17 X 22	48-20-4101	48-20-4375
1 X 31 X 36	-	48-20-4380
1-1/8 X 11 X 16	48-20-4112	48-20-4385
1-1/8 X 17 X 22	48-20-4113	48-20-4390
1-1/4 X 11 X 16	48-20-4125	48-20-4395
1-1/4 X 17 X 22	48-20-4126	48-20-4400
1-1/4 X 31 X 36	-	48-20-4405
1-3/8 X 11 X 16	48-20-4137	-
1-3/8 X 17 X 22	48-20-4138	48-20-4410
1-1/2 X 11 X 16	48-20-4150	-
1-1/2 X 17 X 22	48-20-4151	48-20-4415
1-3/4 X 18 X 23	-	48-20-4418
2 X 18 X 23	-	48-20-4419



SDS-MAX SHANK

Use in SDS-max Drive rotary hammers. These bits are for use in any kind of concrete.



2 CUTTER



4 CUTTER

DESCRIPTION
DIA. X U.L. X O.L.
(INCHES)

1/2 x 7-1/2 x 13	48-20-3902	-
1/2 x 15-1/2 x 21	48-20-3904	-
9/16 x 7-1/2 x 13	48-20-3910	-
9/16 x 15-1/2 x 21	48-20-3912	-
5/8 x 7-1/2 x 13	-	48-20-3916
5/8 x 15-1/2 x 21	-	48-20-3918
5/8 x 30-1/2 x 36	-	48-20-3922
11/16 x 15-1/2 x 21	-	48-20-3926
3/4 x 8 x 13	-	48-20-3930
3/4 x 17 x 21	-	48-20-3932
3/4 x 31 x 36	-	48-20-3936
13/16 x 17 x 21	-	48-20-3938
7/8 x 8 x 13	-	48-20-3944
7/8 x 17 x 21	-	48-20-3946
1 x 8 x 13	-	48-20-3952
1 x 17 x 21	-	48-20-3954
1 x 31 x 36	-	48-20-3956
1-1/16 x 18 x 23	-	48-20-3958
1-1/8 x 12 x 17	-	48-20-3964
1-1/8 x 17 x 21	-	48-20-3966
1-3/16 x 18 x 23	-	48-20-3968
1-1/4 x 10 x 15	-	48-20-3970
1-1/4 x 18 x 23	-	48-20-3972
1-1/4 x 31 x 36	-	48-20-3974
1-3/8 x 18 x 23	-	48-20-3980
1-7/16 x 18 x 23	-	48-20-3984
1-1/2 x 18 x 23	-	48-20-3988
1-9/16 x 18 x 23	-	48-20-3990
1-5/8 x 18 x 23	-	48-20-3991
1-3/4 x 18 x 23	-	48-20-3992
2 x 18 x 23	-	48-20-3993

HEAVY-DUTY CARBIDE-TIPPED CORE BITS

DIAMETER	DRILLING DEPTH	CORE BODY W/ GUIDE PLATE & CENTERING PIN	ADAPTER SHANKS				EXTENSION 7-1/2" LONG	REPLACEMENT GUIDE PLATE	REPLACEMENT CENTERING PIN	
			SPLINE ADAPTER SHANKS 12" LONG	SPLINE ADAPTER SHANKS 18" LONG	SDS-max ADAPTER SHANKS 12" LONG	SDS-max ADAPTER SHANKS 18" LONG				
THICK WALL CARBIDE-TIPPED CORE BITS	1-1/2"	4-1/16"	48-20-5125	48-03-3564	48-03-3565	48-03-3572	48-03-3573	48-95-6085	48-20-5168	48-20-5199
	1-3/4"	4-1/16"	48-20-5130	48-03-3564	48-03-3565	48-03-3572	48-03-3573	48-95-6085	48-20-5169	48-20-5199
	2"	4-1/16"	48-20-5135	48-03-3564	48-03-3565	48-03-3572	48-03-3573	48-95-6085	48-20-5170	48-20-5199
	2-1/2"	4-1/16"	48-20-5140	48-03-3564	48-03-3565	48-03-3572	48-03-3573	48-95-6085	48-20-5171	48-20-5199
	3"	4-1/16"	48-20-5145	48-03-3564	48-03-3565	48-03-3572	48-03-3573	48-95-6085	48-20-5172	48-20-5199
	3-1/2"	4-1/16"	48-20-5150	48-03-3564	48-03-3565	48-03-3572	48-03-3573	48-95-6085	48-20-5173	48-20-5199
	4"	4-1/16"	48-20-5155	48-03-3564	48-03-3565	48-03-3572	48-03-3573	48-95-6085	48-20-5174	48-20-5199
	5"	4-1/16"	48-20-5160	48-03-3564	48-03-3565	48-03-3572	48-03-3573	48-95-6085	48-20-5175	48-20-5199
6"	4-1/16"	48-20-5165	48-03-3564	48-03-3565	48-03-3572	48-03-3573	48-95-6085	48-20-5176	48-20-5199	
THIN WALL CARBIDE TIPPED CORE BITS	5"	2-13/16"	48-20-5060	48-03-3540	-	48-03-3574	-	48-95-6075	48-20-6162	48-20-6155
	6"	2-13/16"	48-20-5065	48-03-3540	-	48-03-3574	-	48-95-6075	48-20-6163	48-20-6155



HEAVY-DUTY HAMMER ACCESSORIES—LHS COMPONENTS

HEAVY-DUTY LHS HAMMER SYSTEM†

LHS

FOR CONCRETE DRILLING

VERSATILITY AT A LOWER COST

Fewer bits to do the same job, less inventory and storage space required.

REPLACEMENT HEADS

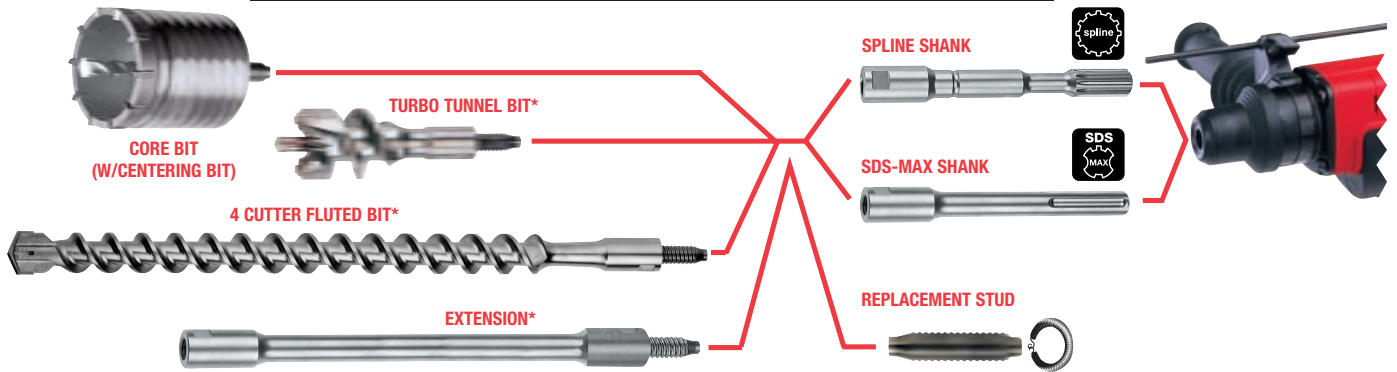
No need to replace the entire bit when the head wears.

REPLACEMENT SHANKS

No need to replace the entire bit if the shank wears.

EXTENDABLE - No need to buy longer bits, just add extensions! Ideal for extra thick walls in old building foundations.

LARGE HOLE SYSTEM COMPONENTS



HEAVY-DUTY LHS COMPONENT SYSTEMS†

THICK WALL CARBIDE-TIPPED CORE BITS



DIAMETER METRIC (NOMINAL INCH)	DRILLING DEPTH	CORE BODY W/ CENTERING PIN	SPLINE ADAPTER SHANK 7" LONG	SDS-max ADAPTER SHANK 7-1/2" LONG	EXTENSION WITH THREADED STUD 11" LONG	REPLACEMENT THREADED STUD	REPLACEMENT CENTERING PIN
40 mm 1-1/2"	3"	48-20-5090	48-20-5075	48-20-5077	48-20-5079	48-20-5081	48-20-5099
45 mm 1-3/4"	3"	48-20-5091	48-20-5075	48-20-5077	48-20-5079	48-20-5081	48-20-5099
55 mm 2-1/8"	3"	48-20-5092	48-20-5075	48-20-5077	48-20-5079	48-20-5081	48-20-5099
68 mm 2-5/8"	3"	48-20-5093	48-20-5075	48-20-5077	48-20-5079	48-20-5081	48-20-5099
80 mm 3-1/8"	3"	48-20-5094	48-20-5075	48-20-5077	48-20-5079	48-20-5081	48-20-5099
90 mm 3-1/2"	3"	48-20-5095	48-20-5075	48-20-5077	48-20-5079	48-20-5081	48-20-5099
100 mm 4"	3"	48-20-5096	48-20-5075	48-20-5077	48-20-5079	48-20-5081	48-20-5099
120 mm 5"	3"	48-20-5097	48-20-5075	48-20-5077	48-20-5079	48-20-5081	48-20-5099

4-CUTTER FLUTED BITS



1-1/8" x 18" Long	48-20-5070	48-20-5075	48-20-5077	48-20-5079	48-20-5081	N/A
1-1/4" x 18" Long	48-20-5071	48-20-5075	48-20-5077	48-20-5079	48-20-5081	N/A

TURBO TUNNEL BITS



DIAMETER METRIC (NOMINAL INCH)						
35 mm 1-3/8"	48-20-5082	48-20-5075	48-20-5077	48-20-5079	48-20-5081	N/A
40 mm 1-1/2"	48-20-5083	48-20-5075	48-20-5077	48-20-5079	48-20-5081	N/A
45 mm 1-3/4"	48-20-5084	48-20-5075	48-20-5077	48-20-5079	48-20-5081	N/A
55 mm 2-1/8"	48-20-5085	48-20-5075	48-20-5077	48-20-5079	48-20-5081	N/A
68 mm 2-5/8"	48-20-5087	48-20-5075	48-20-5077	48-20-5079	48-20-5081	N/A
80 mm 3-1/8"	48-20-5089	48-20-5075	48-20-5077	48-20-5079	48-20-5081	N/A

† LHS SYSTEM should only be used in rotary hammers with a solid bit capacity of up to 1-3/4".

* Threaded replacement stud included.



HEAVY-DUTY COMBINATION AND DEMOLITION HAMMERS

NEW

5337-21 (KIT)
 • 14.0 AMP MOTOR
 • 3/4" HEX DEMOLITION HAMMER



NEW

5339-21 (KIT)
 • 14.0 AMP MOTOR
 • SDS-max DEMOLITION HAMMER



NEW

5340-21 (KIT)
 • 15.0 AMP MOTOR
 • 2" SPLINE DRIVE ROTARY HAMMER



NEW

5342-21 (KIT)
 • 15.0 AMP MOTOR
 • 2" SDS-max ROTARY HAMMER



- 19.9 ft-lbs Of Impact Energy Provides Powerful And Fast Drilling Or Chipping
- Electronic Feedback Control Circuit (EFCC) Provides:
 - Soft Start For Accurate Hole Placement And Constant Speed Under Load
 - Constant Speed Under Load Increases Performance By Maintaining Constant Speed Without Bogging Down
- Vibration Isolation System And Tactile Soft Grip Increases Comfort
- Service Reminder Light Alerts Operator When Preventative Maintenance Is Required

5337-21 FEATURES

- Powerful 14.0 Amp Motor
- 3/4" Hex Shank Bit System

5339-21 FEATURES

- Powerful 14.0 Amp Motor
- SDS Max Bit System
- Chiseling Adjusting Mode To Allow Selection Of Chisels Position

5340-21 FEATURES

- Powerful 15.0 Amp Motor
- Spline/Round Hex Bit System

5342-21 FEATURES

- Powerful 15.0 Amp Motor
- SDS Max Bit System
- Chiseling Adjusting Mode To Allow Selection Of Chisels Position
- Two Modes – Rotary Hammer Or Hammer Only



STEEL CARRYING CASE

48-55-0075 For use with Milwaukee demo hammers 5337-21, 5339-21, 5340-21 and 3542-21.

SPECIFICATIONS

CATALOG NUMBER	VOLTS AC ONLY	BIT RECEPTION	AMPS	NO LOAD BLOWS PER MIN.	NO LOAD RPM	IMPACT ENERGY (FT-LBS.)	OVERALL LENGTH	NET WGT. LBS.	SHIP. WGT. LBS.
5337-21	120	3/4" HEX	14.0	975-1950	NA	19.9	27-1/2"	24.2	45.0
5339-21	120	SDS-max	14.0	975-1950	NA	19.9	27-1/2"	24.2	45.0
5340-21	120	2" SPLINE	15.0	975-1950	125-250	19.9	27-1/2"	26.2	45.0
5342-21	120	2" SDS-max	15.0	975-1950	125-250	19.9	27-1/2"	26.2	45.0

STANDARD EQUIPMENT: FOR 5337-21 AND 5339-21 – 2 Auxiliary Handles And Steel Carrying Case. FOR 5340-21 AND 5342-21 – Auxiliary Handle And Steel Carrying Case.

5327-21



5336-22 (KIT)

• INCLUDES 3 CHISELS



Additional Rear Mounting Option For Side Handle



5338



HAMMER DOLLY
48-08-0280 For use with Breaker Hammer 5338.

5327-21 FEATURES

- Powerful 11.0 Amp MILWAUKEE Motor
- Electric Feedback Control Circuit Delivers Maximum Power and Soft Start
- Sealed "AC Only" Switch Keeps dust out, contacts clean.
- Excellent Power to Weight Ratio
- Single Motion Push-In Bit Reception
- Computer Optimized Pneumatics For High Impact Energy
- Lock On Trigger Switch
- Large Case

5336-22 FEATURES

- Powerful 13.0 Amp MILWAUKEE Motor
- Electric Feedback Control Circuit Delivers Maximum Power and Soft Start
- Patented Vibration Isolation System Reduces operator fatigue – increases comfort and control. Handles "float" to absorb hammering action.
- BOTH Grips Cushioned For Comfort
- Sealed Switch Keeps Dust Out And Contacts Clean
- Excellent Power-To-Weight Ratio
- Computer Optimized Pneumatics For High Impact Energy
- Convenient, Handle-Mounted Speed Dial
- Large Case

5338 FEATURES

- Heavy Hitting 44 Ft.-Lbs. Of Blow Energy
- Use For Breaking: Concrete Slabs, Asphalt Cutting, Clay Digging, Tamping, Ground Rod Driving
- T-Handles Featured For Operator Control
- Easy Open Chisel Release
- Uses 1-1/8" Hex Air Tool Steel Or 1-1/8" Hex Notched Steel

SPECIFICATIONS

CATALOG NO.	VOLTS	AMPS	IMPACT ENERGY (FT.-LBS.)	NO LOAD BLOWS PER MINUTE	BIT SHANK TYPE	LENGTH	NET WGT. LBS.	SHIP. WGT. LBS.
5327-21	120 AC only	11.0	7.9	3400	ROUND HEX	17-1/2"	12.9	24.5
5336-22 KIT	120 AC only	13.0	8.6	1300-3450*	ROUND HEX	18-1/2"	15.0	30.0
5338	120 AC-DC	15.0	44	1400	1-1/8" COLLARD HEX	28-1/2"	71.5	80.0

STANDARD EQUIPMENT: FOR 5327-21– Tool, Side Handle and Carrying Case 48-55-5315. FOR 5336-22 – Bull Point 48-62-2000, Flat Chisel 48-62-2020, Scaling Chisel 48-62-2055, Side Handle 14-34-0515 and Carrying Case 48-55-5315. FOR 5338 – Breaker Hammer Only.

* The Electronic Feedback Control Circuit maintains the same speed whether under load or no-load conditions.

ACCESSORIES



IMPACT RESISTANT CARRYING CASE
48-55-5315 For use with Milwaukee 1-1/2"-1-3/4" Hammers



HEAVY-DUTY DEMOLITION HAMMER ACCESSORIES



USE WITH BREAKERS HAVING 1-1/8" HEX HOLDERS (MODEL 5338). ALL SHANKS HAVE INTERNAL LOCK RECESS.

1-1/8" COLLARED HEX WITH NOTCH

WORKING END	DESCRIPTION	APPLICATION	OVERALL LENGTH	CATALOG NUMBER	BULK PART NUMBER
	MOIL POINT	Starts holes in concrete slabs, general chipping & breaking.	20"	48-62-4000	48-62-4100 (8 per box)
	NARROW CHISEL	General chipping & breaking work.	20.5"	48-62-4005	48-62-4105 (8 per box)
	3" CHISEL	Wide chisel with (two) 60° cutting angles clean concrete, scale and rust, cut troughs & some asphalt.	20.5"	48-62-4010	48-62-4110 (8 per box)
	5" ASPHALT CUTTER	Cuts asphalt or hard ground (DO NOT use for concrete.)	17.5"	48-62-4020	48-62-4120 (6 per box)
	5-1/2" CLAY SPADE	Digs clay, hard packed gravel, dirt. (DO NOT use for concrete.)	20"	48-62-4030	48-62-4130 (5 per box)
	GROUND ROD DRIVER	Drives ground rods.	15.5" / 3" Deep	48-62-4045	NA
	SPIKE/PIN DRIVER	Drives anchoring pins for concrete forms.	14.5"	48-62-4040	NA
	TAMPER SHANK	For use with 48-62-4050, 48-62-4055 and 48-62-4061.	15.5"	48-62-4060	NA
	TAMPER PLATE	Compacts dirt, tamps asphalt. Use with 48-62-4060 Shank.	6" x 6" 8" x 8"	48-62-4050 48-62-4055	NA
	TENT STAKE DRIVER	Used to drive in large tent stakes. Use with 48-62-4060 Shank.	5.5" L / 3.5" OD / 2.75" ID	48-62-4061	NA

HAMMER STEEL (FOR BREAKING, DIGGING, DRIVING, ETC.) (FITS HAMMERS HAVING THE FOLLOWING BIT RECEPTION CONFIGURATIONS)



SDS-MAX

SDS-MAX SLOTTED 18MM ROUND
USE WITH: 5346-21, 5314-21, 5315-21
5315-22, 5339-21 & 5342-21



SPLINE OR ROUND/HEX

USE WITH: 5318-21, 5336-22, 5345-21,
5321-21, 5321-22, 5327-21 & 5340-21



HEX

3/4" HEX
USE WITH: 5337-21

WORKING END	ACCESSORY DESCRIPTION AND APPLICATION	SIZE	SDS-MAX		SPLINE OR ROUND/HEX		HEX	
			CAT. NO.	BULK CAT. NO.	CAT. NO.	BULK CAT. NO.	CAT. NO.	BULK CAT. NO.
	BULL POINT Starts holes in concrete slabs, general chipping & breaking	12"	48-62-4075	48-62-4175 (25 per box)	48-62-2000	48-62-2100 (25 per box)	48-62-3000	-
		18"	48-62-4077	48-62-4177 (25 per box)	48-62-2010	48-62-2110 (25 per box)	48-62-3005	-
	FLAT CHISEL General chipping & breaking work.	1" x 12"	48-62-4079	48-62-4179 (25 per box)	48-62-2020	48-62-2120 (25 per box)	48-62-3010	48-62-3110 (25 per box)
		1" x 18"	48-62-4081	48-62-4181 (25 per box)	48-62-2030	48-62-2130 (25 per box)	48-62-3015	-
	SCALING CHISEL Wide chisels with (two) 60° cutting angles cleans concrete, scale & rust, cuts troughs & some asphalt.	1-1/2" x 12"	48-62-4082	-	48-62-2040	-	48-62-3020	-
		2" x 12"	48-62-4085	48-62-4185 (25 per box)	48-62-2050	48-62-2150 (25 per box)	48-62-3035	-
		3" x 12"	48-62-4087	48-62-4187 (25 per box)	48-62-2055	48-62-2155 (25 per box)	48-62-3030	48-62-3130 (25 per box)
	SCRAPING CHISEL 45° cutting angle, scrapes surface rather than breaking material on top	2" x 12"	48-62-4089	-	48-62-2065	-	48-62-3025	-
	SLOTTING TOOL Breaks out the "web" between closely spaced drilled holes to make a large opening.	1-1/4" x 15"	48-62-4073	-	48-62-2060 1-1/2" x 12"	-	-	-
	SEAM TOOL Removes mortar between brick, or block; cut narrow channels.	1" x 15"	48-62-4080	-	48-62-2080	-	-	-
	BUSHING TOOL - ONE PIECE Removes excess concrete, produces exterior finish, roughens surface before its surface coated	16 Tooth Head 1-3/4" Square x 10-1/2"	48-62-4065	-	48-62-2070 9-3/4"	48-62-2170 (15 per box)	48-62-3085 9-3/4"	48-62-3185 (15 per box)
	ASPHALT CUTTER Cuts asphalt or hard ground. (DO NOT use for concrete)	5" x 16-1/2"	48-62-4066	-	-	-	48-62-3090	-
	CLAY SPADE Digging clay, hard packed gravel (DO NOT use for concrete)	4-1/2" x 16-5/8"	48-62-4068	48-62-4168 (12 per box)	48-62-2095 4-1/2" x 16-3/4"	-	48-62-3040 4-1/2" x 16-3/4"	48-62-3140 (12 per box)
	GROUND ROD DRIVER Drives soft ground rods. Inside Diameter is .906 inches and 2-3/4" deep socket	9-3/4" Long for Rod Dia. 5/8" & 3/4"	48-62-4091	-	48-62-2046 10"	-	48-62-3070 9-3/4"	-
	TAMPER PLATE SHANK Used to mount Tampers Plate to tool	12"	48-62-4092	-	48-62-2097	-	48-62-3065	-
	TAMPER PLATE Compacts dirt, tamping asphalt.	5" x 5"	48-62-3060	-	48-62-3060	-	48-62-3060	-



HEAVY-DUTY DIAMOND CORING MOTORS

SHEAR PIN MODELS

4079
4090
4094



- **SHEAR PIN PROTECTION**
Protects gears and motor against overload. Shear Pins easily replaced. Extra pins included with each unit.

CLUTCH MODELS

4004
4005
4096
4097-20



- **CLUTCH PROTECTION**
Protects gears and motor against overload. Set to specifications at factory, no adjustment necessary.

TWO SPEED DYMODRILL MOTORS FOR USE WITH VAC-U-RIG® AND DYMORIG DIAMOND CORING RIGS

- For Diamond Coring In Reinforced Concrete, Tile, Masonry or Natural Stone
- Dual Torque/Speed Ranges
- All Ball And Roller Bearings
- Triple Reduction Gearing On All Models
- Built-In Water Swivel On All Models
- Cord Equipped With 20.0 Amp Twist Lock Plug; NEMA Plug Type L5-20P

SPECIFICATIONS

Suggested diameters listed on specific models are for maximum coring efficiency in medium aggregate. Speeds must be adjusted for material conditions.

20.0 AMP MODELS

High performance design provides **4.8 maximum horsepower**. Increased power maintains higher coring speed and produces higher torque for maximum core drilling production.

CATALOG NUMBER	VOLTS AC	AMPS	SPINDLE	MOTOR PROTECTION	RPM	SUGG. DIA. IN MEDIUM AGGREGATE	NET WGT. LBS.	SHIP WGT. LBS.
4004	120	20.0*	1-1/4"-7"	CLUTCH	300 600	7"-14" 4"-7"	24.0	31.0
4096	120	20.0*	1-1/4"-7"	CLUTCH	450 900	6"-10" 2"-6"	24.0	31.0
4005	120	20.0*	1-1/4"-7"	CLUTCH	600 1200	4"-7" 3/4"-4"	24.0	31.0
4079	120	20.0*	1-1/4"-7"	SHEAR PIN	300 600	7"-14" 4"-7"	24.0	31.0
4094	120	20.0*	1-1/4"-7"	SHEAR PIN	450 900	6"-10" 2"-6"	24.0	31.0

15.0 AMP MODELS

Cost effective, heavy-duty power. Lower current draw of 15.0 amp motor provides core drilling power where 20 amp service is unavailable.

CATALOG NUMBER	VOLTS AC	AMPS	SPINDLE	MOTOR PROTECTION	RPM	SUGG. DIA. IN MEDIUM AGGREGATE	NET WGT. LBS.	SHIP WGT. LBS.
4097-20	120	15.0*	1-1/4"-7"	CLUTCH	500 1000	3"-5" 1-1/4"-3"	26.0	30.0
4090	120	15.0*	1-1/4"-7"	SHEAR PIN	375 750	5"-8" 2-1/2"-5"	26.0	30.0

*Cord Equipped With 20 Amp Twist Lock Plug; NEMA Plug Type L5-20P.

STANDARD EQUIPMENT: All Models Include: Built-in Water Swivel, Adapter To Receive Standard Water Hose, Water Control Valve And Open End Wrench For Holding Output Spindle While Removing Bits. **Shear Pin Models:** Same As Above, Plus Six Extra No. 44-60-0032 Hardened Shear Pins.

ACCESSORIES

HARDENED SHEAR PIN

44-60-0032 Standard Equipment

TYPE "J" GREASE FOR ALL TWO SPEED MODELS

49-08-4220 1 lb. can

1-3/8" OPEN END WRENCH

49-96-4700

3/16" SOCKET WRENCH

49-96-0085 For mounting DYMODRILLS to cradle of VAC-U-RIG.

SPACER WITH KEY

49-67-0050 For rigs Nos. 4114, 4119 and 4104 only. Allows use of bits through 10" diameter. Spacer 1" thick, fits between cradle of Rig and Drill. Four mounting screws are included.



HEAVY-DUTY DIAMOND CORING BITS AND ACCESSORIES

HEAVY-DUTY PREMIUM SERIES CORE BITS

NOMINAL BIT SIZE O.D.	CATALOG NUMBER	‡ THREAD SIZE
3/4"	48-16-0756	5/8"-11‡
7/8"	48-16-0876	5/8"-11‡
1"	48-16-1006	5/8"-11‡
1-1/4"	48-16-1260	5/8"-11‡
1-1/2"	48-16-1506	5/8"-11‡
2"	48-16-2013	1-1/4"-7
2-1/2"	48-16-2513	1-1/4"-7
2-3/4"	48-16-2756	1-1/4"-7
3"	48-16-3013	1-1/4"-7
3-1/2"	48-16-3511	1-1/4"-7
4"	48-16-4013	1-1/4"-7
4-1/2"	48-16-4506	1-1/4"-7
5"	48-16-5013	1-1/4"-7
6"	48-16-6013	1-1/4"-7
7"	48-16-7006	1-1/4"-7
8"	48-16-8006	1-1/4"-7
9"	48-16-9006	1-1/4"-7
10"	48-16-9506	1-1/4"-7
12"	48-16-9605	1-1/4"-7
14"	48-16-9705	1-1/4"-7



Milwaukee Premium Series Diamond Coring Bits are designed to offer exceptional drilling life and speed in cured concrete with hard aggregate and medium steel reinforcement. Segments are laser welded to the tube. By popular demand of professional coring specialists, larger bits include silver brazed segments.

MILWAUKEE Diamond Coring Bits

"Dymbits" are designed to optimize drilling performance over a broad range of applications. We define drilling performance as the best balance of speed, life and overall drilling costs. State-of-the-art manufacturing techniques and the latest diamond matrix technology result in a complete line of bits to meet your most demanding requirements.

- **For Wet Diamond Coring In Cured Concrete, Reinforced Concrete And Pre-stressed Concrete**
- **14 Inch Coring Depth.**
- **Segments Widths Provide Interior And Exterior Clearance For Easy Bit And Core Removal**
- **1-1/4"-7 Threads**
For bits 2 inches and larger for direct connection to Milwaukee Dymodrill motors.
- **5/8"-11 Threads**
For bits under 2 inches (use 48-04-0160 thread adapter)

ACCESSORIES

THREADED ADAPTER

48-04-0160 Reduces thread size of 1-1/4"-7 to 5/8"-11 for diamond core bits and extensions.



COPPER SPINDLE SPACER

45-88-8565 Minimizes friction lock.

3/16" SOCKET WRENCH

49-96-0085 For mounting DYMODRILLS to cradle.

1-3/8" OPEN END WRENCH

49-96-4700 For use with DYMODRILLS. Also for threaded adapters and bit extensions.

SPACER ASSEMBLIES

49-67-0110 For use with models 4125, 4130 and 4136. Mounts between cradle and DYMODRILL motor to increase DYMO-RIG bit capacity from 10" to 14". Net wgt. 3 lbs. Ship. wgt. 5 lbs.



49-67-0050 For use with previous DYMO-RIG models 4104, 4114 and 4119. Spacer 1" thick, mounts between cradle and DYMODRILL motor. Allows use of bits thru 10" diameter.

49-67-0115 For use with models 4115, 4120, 4115-21, 4115-22, 4120-21 and 4120-22 to increase bit capacity from 10" to 14". Net wgt. 3.5 lbs. Ship. wgt. 5.5 lbs.

BIT EXTENSIONS

48-95-1500 **9" BIT EXTENSION**
Extension threaded on both ends with 1-1/4"-7 thread, for use with Diamond Core Bits over 2" diameter with 1-1/4"-7 thread. Extension mounts directly to DYMODRILL – up to two can be coupled together for extended coring.



48-95-2100 **10-1/2" BIT EXTENSION**
Extension threaded on both ends with 5/8"-11 thread, for use with 1-1/4" and 1-1/2" diameter Diamond Core Bits with 5/8"-11 thread. Extension requires 48-04-0160 threaded adapter for mounting to DYMODRILLS – up to two can be coupled together for extended coring.



HEAVY-DUTY CONTRACTOR SERIES CORE BITS

NOMINAL BIT SIZE O.D.	CATALOG NUMBER	‡ THREAD SIZE
2"	48-16-2007	1-1/4"-7
2-1/2"	48-16-2507	1-1/4"-7
3"	48-16-3007	1-1/4"-7
3-1/2"	48-16-3507	1-1/4"-7
4"	48-16-4007	1-1/4"-7
4-1/4"	48-16-4257	1-1/4"-7
5"	48-16-5007	1-1/4"-7
6"	48-16-6007	1-1/4"-7



The diamond matrix is optimized to provide value for coring fewer holes in cured concrete with no reinforcement or with small diameter steel mesh and rebar. All segments are laser welded to the tube.

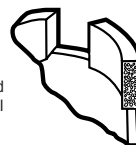
HEAVY-DUTY PRE-STRESSED SERIES CORE BITS

NOMINAL BIT SIZE O.D.	CATALOG NUMBER	‡ THREAD SIZE
1"	48-16-1007	5/8"-11‡
1-1/2"	48-16-1507	5/8"-11‡
2"	48-16-2014	1-1/4"-7
2-1/2"	48-16-2514	1-1/4"-7
3"	48-16-3014	1-1/4"-7
3-1/2"	48-16-3512	1-1/4"-7
4"	48-16-4014	1-1/4"-7
4-1/2"	48-16-4507	1-1/4"-7
5"	48-16-5014	1-1/4"-7
6"	48-16-6014	1-1/4"-7



These bits are designed specifically for the extra demands of drilling pre-stressed concrete. Segment reduces the risk of bit damage from pre-stressed steel and allows for the higher rpm necessary for a trouble free cut. The segments are silver brazed into a notched tube to offer exceptional segment support.

Segments are notched into tube for additional holding strength



‡ NOTE – Check core bit thread size against the motor spindle thread size. Use thread adapter 48-04-0160 if necessary.



HEAVY-DUTY DIAMOND CORING RIGS

FOR USE WITH DIAMOND CORING MOTORS

4136

- VAC-U-RIG® DIAMOND CORING RIG



FOR DIAMOND CORING IN REINFORCED CONCRETE, TILE, MASONRY OR NATURAL STONE

4136 AND 4130 FEATURES:

- Large Base With Wheels, Four Leveling Screws, Adjustable Tilting Column, Cradle For Motor Mounting, Four Spoke Wheel Feed Control, Bubble Level And Jack Screw
- Base Can Be Floor Or Wall Mounted With Bolt Type Anchor
- Column Also Accepts Small Base Assembly No. 48-10-0080

EXCLUSIVE 4136 FEATURES

- Includes Vacuum Pump, Pad And Meter Box

4125 FEATURES

- Small Base For Drilling In Confined Spaces
For more support, small base can be used with vacuum pad; 49-22-7100, or replaced with large base assembly, converting into 4130 DYMORIG.

4130

- DYMORIG DIAMOND CORING RIG



4125

- DYMORIG DIAMOND CORING RIG



- Right Or Left Handed Operation
Four spoke wheel feed control and meter box mount on either side of cradle for right or left handed operation. Meter box rotates 360°. Can mount facing the front or the back of rig for clear viewing.
- Angle Drilling
Columns can be set at any angle up to 45° when angle drilling is required.



SPECIFICATIONS

CATALOG NUMBER	COLUMN HEIGHT	NET WEIGHT LBS.	SHIPPING WEIGHT LBS.
4136	47"	106.0	129.0
4130	47"	82.5	103.5
4125	47"	71.0	92.0

STANDARD EQUIPMENT: FOR 4136 VAC-U-RIG – 4130 DYMORIG, 30 Amp Meter Box No. 48-51-0100* and VAC-U-RIG Assembly 49-50-0200 and Pad Assembly 49-22-7100. FOR 4130 – DYMORIG With Large Base. FOR 4125 – DYMORIG With Small Base.

* In Canada, a 20 amp meter box, No. 48-51-0120 is supplied.



HEAVY-DUTY DIAMOND CORING RIGS



4115
 • **CONTRACTOR SERIES**
 SMALL BASE STAND ONLY



4120
 • **CONTRACTOR SERIES**
 LARGE BASE CORING
 STAND WITH VACUUM BASE

CONTRACTOR AND CONTRACTOR-PLUS SERIES

- Lightweight, Portable Coring Stands For The Contractor With Heavyweight Applications
- Cast Aluminum Base With 4 Leveling Screws For Fast Accurate Leveling Adjustment
- Durable Precision-Ground 2-1/2" Steel Column, 43-1/2" High
- Rear Mounted Rack And Pinion Feed
- Jackscrew For Ceiling And Backwall Bracing
- Reversible Feed Handle
- Locking Carriage
- Heavy-Duty, Solid Rubber 5" Wheels
- Universal Motor Adapter Plate



4115-22
 • **CONTRACTOR-PLUS SERIES**
 SMALL BASE STAND (4115) WITH VAC-U-PUMP ASSEMBLY (49-50-0200), VACUUM PAD ASSEMBLY (49-22-7100), METER BOX (48-51-0120) AND MODEL 4096 DIAMOND CORING MOTOR



4120-22
 • **CONTRACTOR-PLUS SERIES**
 LARGE BASE STAND (4120) WITH VAC-U-PUMP ASSEMBLY (49-50-0200), METER BOX (48-51-0120) AND MODEL 4096 DIAMOND CORING MOTOR

ACCESSORIES



VAC-U-PUMP ASSEMBLY
 49-50-0200 Vacuum pump and mounting bracket 42-36-0200.

VACUUM PAD ASSEMBLY
 49-22-7100 For 4115-21 and 4115-22.

METER BOX
 48-51-0120 20.0 Amp Plug.

SPECIFICATIONS

CONTRACTOR SERIES		
CATALOG NUMBER	4115	4120
NET WGT. LBS.	54.0	67.0
SHIP WGT. LBS.	62.0	75.0

CONTRACTOR-PLUS SERIES		
CATALOG NUMBER	4115-22	4120-22
NET WGT. LBS.	111.5	115.3
SHIP WGT. LBS.	139.8	137.8



HEAVY-DUTY DIAMOND CORING ACCESSORIES



METER BOXES

48-51-0100* 30 AMP 120 VOLT
Supplied with No. 4136. Ammeter and power switch on front panel receptacle for motor's plug. One outlet also located on back of unit.

NET WEIGHT4.8 lbs.
SHIPPING WEIGHT6 lbs.
* Not Available in Canada.

48-51-0120 20 AMP 120 VOLT
Supplied with Nos. 4115-22, and 4120-22. Also available as an accessory. Ammeter and power switch on front panel with single 20 amp twist lock receptacle for drill motor's plug.

NET WEIGHT3.8 lbs.
SHIPPING WEIGHT5.3 lbs.



VACUUM PAD ASSEMBLY (Single Pad)

49-22-7100 For use with models with detachable vacuum pads 4115, 4125, 4130 and 4136. Single vacuum pad which provides approximately 1800 lbs. of holding force. Same as supplied with Nos. 4136 VAC-U-RIG®, 4115-22 and 4120-22.


NET WEIGHT8.8 lbs.
SHIPPING WEIGHT13 lbs.



WATER TANK

49-76-0055 3-1/2 gallon heavy-duty, impact resistant poly tank. For use where a regular tap water supply is not available.

SHIPPING WEIGHT4 lbs.




LARGE BASE ASSEMBLY

48-10-0090 Large base is included with Nos. 4130 and 4136. Can be used with No. 4125 for greater support. Includes two wheels and four leveling screws.

LARGE BASE DIMENSIONS (Less Wheels) **13-1/4" x 17-1/8"**

NET WEIGHT33.5 lbs.
SHIPPING WEIGHT37.5 lbs.



SMALL BASE ASSEMBLY

48-10-0080 Small base is included with No. 4125 and can be used with Nos. 4130 and 4136. Works well in restricted areas. Includes two wheels and four leveling screws.

SMALL BASE DIMENSIONS (Less Wheels) **7-1/4" x 13"**

NET WEIGHT22 lbs.
SHIPPING WEIGHT26 lbs.




VACUUM PUMP ASSEMBLY

49-50-0200 115 VOLT
Heavy-duty 1/3 H.P. pump complete with vacuum gauge, air filter, air hose and cord. May be mounted to base of unit if desired. Same as furnished with Nos. 4115-22 and 4120-22. Can be used with No. 4120 and 4136.

RECOMMENDED ONLY FOR SINGLE PAD USE

NET WEIGHT19.5 lbs.
SHIPPING WEIGHT26.5 lbs.

FITTING FOR VACUUM CLEANER HOSE



WATER COLLECTING RING

48-70-0060 For use where water flow from drilling operation must be trapped and drained. Dike-type collector ring holds water for fast disposal when used with bits up to 10" in diameter. A built-in vacuum hose fitting permits use with a wet or dry vacuum cleaner.

SHIPPING WEIGHT8.8 lbs.

COLLECTOR RING GASKET

43-44-0660 Replacement gasket for 48-70-0060.

WATER HOSE

49-18-0055 5/8" I.D. x 8'
8 foot water hose with standard brass male and female water hose fittings.

SHIPPING WEIGHT1.8 lbs.




HEAVY-DUTY 13.0 AMP ORBITAL SUPER SAWZALL® KIT WITH ROTATING HANDLE




6523-21



**HIGH POWERED 13 AMP
MILWAUKEE BUILT MOTOR**



**Easily Accessible
Dial Speed Selector**
Switch matches the correct speed with application for improved control.




**Rotating Handle
Adjustment Lever**



**Orbital Action
Selector***
Allows the user to set the degree of orbital action.

- **360° Rotating Handle 1**
Locks at 45° increments, can continuously rotate without going back to starting position, trigger can stay on while rotating, provides optimal user comfort in various cutting applications, life tested to 20,000 cycles (revolutions)
- **High Powered 13 Amp Milwaukee Built Motor 2**
- **New Quik-Lok™ Blade Clamp 3**
Larger, heavy-duty, with new gripping ribs, provides fast and easy blade changes
- **1-1/4" Blade Stroke & Orbital Cutting Mechanism 4**
For fastest cutting in thick materials
- **9-Position Orbit Selector* 5**
Allows the user to set the degree of orbital versus straight reciprocating action



- **Counter Balanced* 6**
For reduced vibration and smoother operation



- **Gear Protecting Clutch* 7**
Unique gear clutch absorbs high impact forces caused by sudden blade lock-ups. Extends life of tool in extreme cutting applications.
- **Heavy-Duty Double Bearing Wobble Plate Mechanism***
For extra long life 8
- **Variable Speed Trigger, 0-3000 SPM -**
Best control of cut 9
- **Dial Speed Selector Switch* 10**
Matches the correct speed with application for improved control
- **Cushion Grip Handle**
For comfortable superior gripping
- **Rubber Boot For Superior Gripping and Operator Comfort**
- **Keyless Adjustable Shoe**
Adjusts shoe without use of tools. Allows more efficient use of blade and depth-of-cut control. Extends blade life, saves time.
- **Pivot Shoe* For Maximum Support Against Work Surface**
- **Quik-Lok® Cord**
Instant field repair and safe replacement. Tool comes with 2-wire, 10'-16 gauge construction cord No. 48-76-5010. A 25' cord No. 48-76-5025 is also available.

*Patented

SPECIFICATIONS

CATALOG NUMBER	VOLTS AC ONLY	AMPS	STROKES PER MINUTE (NO LOAD)	STEEL QUIK-LOK BLADE CLAMP	IMPACT PROTECTION	LENGTH OF STROKE	OVERALL LENGTH	NET WGT. LBS.	SHIP. WGT. LBS.
6523-21	120	13.0	0-3000	YES	YES	1-1/4"	19"	10.0 §	15.0

STANDARD EQUIPMENT: FOR 6523-21 –Two Super Sawzall Blades, 10' 2-wire Quik-Lok® cord 48-76-5010 and impact resistant carrying case 48-55-2055.

§ Tool only without Quik-Lok™ cord

ACCESSORIES



IMPACT RESISTANT CARRYING CASE

48-55-2055 Heavy-duty blow-molded polyethylene construction. Heavy-duty all-metal latches and pinned hinges. Convenient on-board accessory storage.



ORBITAL PIPE CLAMP SYSTEM

49-22-1016 For use with Model No. 6523-21, 6536-21, 6520-21, 6519-22 & 0719-22. Pipe Clamp System for precise, fast, and easy pipe cutting applications up to 6" diameter. Includes shoe post 45-16-0604.

2-WIRE QUIK-LOK® CORD SETS

48-76-5010 10' Quik-Lok. For use with 6523-21.
48-76-5025 25' Quik-Lok. For use with 6523-21.



HEAVY-DUTY 13.0 AMP ORBITAL SUPER SAWZALL® KIT

HIGH POWERED
13 AMP
MILWAUKEE BUILT
MOTOR




6536-21



Orbital Action Selector*
Allows the user to set the degree of orbital action.

- **High Powered 13 Amp Milwaukee Built Motor**
- **New Quik-Lok™ Blade Clamp**
Larger, heavy-duty, with new gripping ribs, provides fast and easy blade changes
- **1-1/4" Blade Stroke & Orbital Cutting Mechanism**
For fastest cutting in thick materials.
- **9-Position Orbit Selector***
Allows the user to set the degree of orbital versus straight reciprocating action.



- **Counter Balanced***
For reduced vibration and smoother operation



- **Gear Protecting Clutch***
Unique gear clutch absorbs high impact forces caused by sudden blade lock-ups. Extends life of tool in extreme cutting applications.
- **Heavy-Duty Double Bearing Wobble Plate Mechanism***
For extra long life

- **Variable Speed Trigger, 0-3000 SPM -**
Best control of cut
- **Cushion Grip Handle**
For comfortable superior gripping
- **Rubber Boot For Superior Gripping and Operator Comfort**
- **Keyless Adjustable Shoe**
Adjusts shoe without use of tools. Allows more efficient use of blade and depth-of-cut control. Extends blade life, saves time.
- **Pivot Shoe* For Maximum Support Against Work Surface**

*Patented

SPECIFICATIONS

CATALOG NUMBER	VOLTS AC ONLY	AMPS	STROKES PER MINUTE (NO LOAD)	STEEL QUIK-LOK BLADE CLAMP	IMPACT PROTECTION	LENGTH OF STROKE	OVERALL LENGTH	NET WGT. LBS.	SHIP. WGT. LBS.
6536-21	120	13.0	0-3000	YES	YES	1-1/4"	18-3/4"	9.75	14.75

STANDARD EQUIPMENT: FOR 6536-21 – Two Super Sawzall® Blades and impact resistant carrying case 48-55-2055.

ACCESSORIES



IMPACT RESISTANT CARRYING CASE

48-55-2055 Heavy-duty blow-molded polyethylene construction. All-metal latches and pinned hinges. Convenient on-board accessory storage.



ORBITAL PIPE CLAMP SYSTEM

49-22-1016 For use with Model No. 6523-21, 6536-21, 6519-22, 6520-21 & 0719-22. Pipe Clamp System for precise, fast, and easy pipe cutting applications up to 6" diameter. Includes shoe post 45-16-0604.



HEAVY-DUTY 12.0 AMP ORBITAL SAWZALL® KIT

HIGH POWERED
12 AMP
MILWAUKEE BUILT
MOTOR



6520-21



Orbital Action Selector*
Allows the user to set the degree of orbital action.

- **High Powered 12 Amp Milwaukee Built Motor**
- **New Quik-Lok™ Blade Clamp**
Larger, heavy-duty, with new gripping ribs, provides fast and easy blade changes
- **1-1/8" Blade Stroke & Orbital Cutting Mechanism**
For fast cutting in thick materials.
- **9-Position Orbit Selector***
Allows the user to set the degree of orbital versus straight reciprocating action.



- **Gear Protecting Clutch***
Unique gear protecting clutch absorbs high impact forces caused by sudden blade lock-ups. Extends life of tool in extreme cutting applications.
- **Heavy-Duty Double Bearing Wobble Plate Mechanism***
For extra long life
- **Variable Speed Trigger, 0-2800 SPM -**
Best control of cut
- **Rubber Boot And Cushion Grip Handle For Superior Gripping and Operator Comfort**
- **Keyless Adjustable Shoe**
Adjusts shoe without use of tools. Allows more efficient use of blade and depth-of-cut control. Extends blade life, saves time.
- **Pivot Shoe* For Maximum Support Against Work Surface**

*Patented

SPECIFICATIONS

CATALOG NUMBER	VOLTS AC ONLY	AMPS	STROKES PER MINUTE (NO LOAD)	STEEL QUIK-LOK BLADE CLAMP	IMPACT PROTECTION	LENGTH OF STROKE	OVERALL LENGTH	NET WGT. LBS.	SHIP. WGT. LBS.
6520-21	120	12.0	0-2800	YES	YES	1-1/8"	18-3/4"	8.7	13.7

STANDARD EQUIPMENT: FOR 6520-21 – Two Super Sawzall® Blades and impact resistant carrying case 48-55-2055.

ACCESSORIES



IMPACT RESISTANT CARRYING CASE

48-55-2055 Heavy-duty blow-molded polyethylene construction. All-metal latches and pinned hinges. Convenient on-board accessory storage.



ORBITAL PIPE CLAMP SYSTEM

49-22-1016 For use with Model No. 6523-21, 6536-21, 6519-22, 6520-21 & 0719-22. Pipe Clamp System for precise, fast, and easy pipe cutting applications up to 6" diameter. Includes shoe post 45-16-0604.



HEAVY-DUTY SAWZALL® KIT

WORLD'S LONGEST LASTING RECIPROCATING SAWS

LEGENDARY SAWZALL® DURABILITY




6519-22



10.0 AMP MILWAUKEE BUILT MOTOR

INCLUDES GEAR PROTECTING CLUTCH*



- 1 QUIK-LOK BLADE CLAMP* SYSTEM
- 2 POWERFUL 11.0 AMP MILWAUKEE-BUILT MOTOR
- 3 FULL WAVE SWITCH FOR SMOOTHER OPERATION
- 4 TRIGGER SPEED CONTROL FOR IDEAL OPERATOR CONTROL
- 5 ADJUSTABLE PIVOT SHOE

- 6 KEYLESS SHOE ADJUSTMENT LEVER
- 7 RUBBER BOOT FOR SUPERIOR GRIPPING
- 8 HEAVY-DUTY DOUBLE BEARING WOB-BLE PLATE MECHANISM*
- 9 LARGE HELICAL GEARS FOR INCREASED DURABILITY

- 1-1/8" Stroke Length
- Powerful 11.0 Amp Milwaukee-Built Motor
- Exclusive Gear Protecting Clutch*



Unique gear clutch absorbs high impact forces caused by sudden blade lock-ups. Extends life of tool in extreme cutting applications

- Shoe Release Lever*
Adjusts shoe without use of tools. Allows more efficient use of blade and depth-of-cut control
- 0-2800 Strokes Per Minute With Trigger Speed Control
- Adjustable Pivot Shoe*
Allows more efficient use of blade and depth-of-cut control
- Easy Plunge Cutting With No Starting Hole
- Reverse the Blade for Cutting Upside Down in Confined Areas
- Textured Rubber Boot For Superior Gripping And Operator Comfort
- All Ball And Roller Bearings



- Heavy-Duty Steel Quik-Lok™ Blade Clamp System*
 - Fast, easy blade changes with no hex key to lose
 - Blades may be clamped upside down
 - Accepts standard 1/2" shank Sawzall blades

*Patented



Ideal for plunge cutting, pipe cutting and demolition into metal, wood, fiberglass, cast iron and many other materials.

SPECIFICATIONS

CATALOG NUMBER	VOLTS AC ONLY	AMPS	LENGTH OF STROKE	STROKES PER MINUTE	OVERALL LENGTH	NET WGT. LBS.	SHIP. WGT. LBS.
6519-22	120	10.0	1-1/8"	0-2800	17.9"	7.0	11.3

STANDARD EQUIPMENT: FOR 6519-22 – 8' 2-Wire Rubber Cord, Impact Resistant Carrying Case 48-55-2055 , One Wood Cutting Sawzall Blade And One Metal Cutting Sawzall Blade.



HEAVY-DUTY SAWZALL-THE HATCHET® KIT

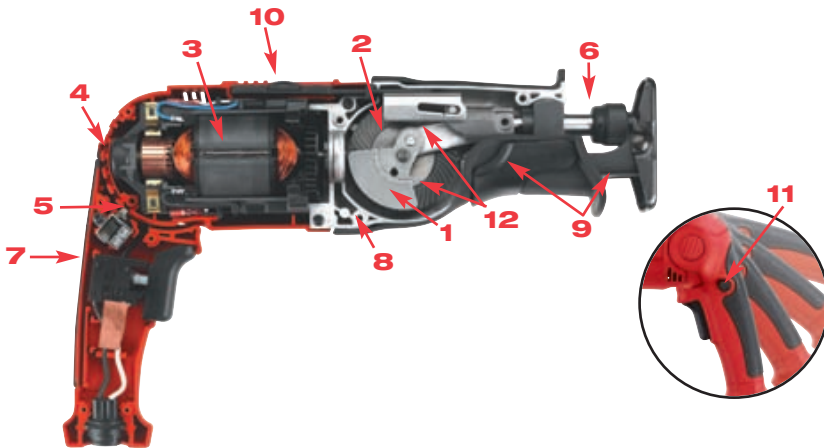
**6-Position
Pivoting
Handle***



6524-21



**EASILY FITS
BETWEEN 16" ON
CENTER STUDS**



- 1 COUNTER BALANCED MECHANISM
- 2 DURABLE CRANKSHAFT RECIPROCATING MECHANISM
- 3 HEAVY-DUTY MILWAUKEE-BUILT MOTOR
- 4 DOUBLE-WALLED PIVOTING-HANDLE DETENTS
- 5 METAL CAM LOCK
- 6 STEEL KEYLESS QUIK-LOK™ BLADE CLAMP*
- 7 CUSHION-GRIP HANDLE
- 8 ALL METAL GEARCASE
- 9 KEYLESS ADJUSTABLE PIVOTING SHOE*
- 10 ORBITAL ACTION SELECTOR SWITCH*
- 11 EASILY ACCESSIBLE PUSH-BUTTON HANDLE ADJUSTMENT
- 12 STEEL CONNECTING ROD AND STEEL GEAR

- **6-Position Pivoting Handle* – Built For Tight Spaces,**
Fits between 16" on center studs, joists, and other confined spaces
- **3/4" Stroke Length**
Ideal for pipe cutting and cutting in tight spaces.
- **7.5 Amp Milwaukee-Built Motor**
- **Heavy-Duty Steel Quik-Lok™ Blade Clamp System***
Fast easy blade changes with no hex key to lose. Blades may be clamped upside down. Accepts standard 1/2" shank Sawzall blades.
- **3,000 SPM, Orbital Cutting Mechanism***
Fast cutting, less time on the job
- **Steel Connecting Rod And Steel Gear**
Strengthens the mechanism allowing this tool to withstand impacts and lengthen the life of the tool
- **Variable Speed Trigger**
- **Cushion Grip Handle**
- **Counter Balanced**
For smooth operation, less vibration
- **Keyless Shoe Release Lever***
Adjusts shoe without use of tools. Allows more efficient use of blade and depth-of-cut control.
- **10' 2-Wire, Double Insulated Quik-Lok® Cord**
Instant field repair and safe replacement.
- **Felt Seal And No Countersunk Area Where Spindle Exits The Gear Case**
Less contamination, no pooling of water, ideal for plumbers concerned about rust.



*Patented



**AVAILABLE
CORDLESS**

SEE PAGE 22 FOR 18V
SAWZALL-THE HATCHET®
RECIP SAW

SPECIFICATIONS

CATALOG NUMBER	VOLTS AC ONLY	AMPS	LENGTH OF STROKE	STROKES PER MINUTE	LENGTH STRAIGHT	LENGTH PIVOTED	NET WGT. LBS.	SHIP. WGT. LBS.
6524-21	120	7.5	3/4"	0-3000	19.3"	13.5	6.7	11.0

STANDARD EQUIPMENT: 10' Two-Wire Quik-Lok® Rubber Cord, Impact Resistant Carrying Case 48-55-6524, One Wood Cutting Sawzall Blade And One Metal Cutting Sawzall Blade.

ACCESSORIES

IMPACT RESISTANT CARRYING CASE
48-55-6524 Standard equipment with the 6524-21 kit. Case features on board blade storage. 6524-21 Sawzall – The Hatchet® can be stored in the case in 3 different handle articulations.



HEAVY-DUTY SAWZALL® KITS

WORLD'S LONGEST LASTING RECIPROCATING SAWS

LEGENDARY SAWZALL® DURABILITY



6509-20

• VARIABLE SPEED 0-2800 SPM




11.0 AMP MILWAUKEE BUILT MOTOR

6509-22 (KIT)

• VARIABLE SPEED 0-2800 SPM



- 3/4" Stroke Length
- Powerful 11 Amp Milwaukee Built Motor
- Lightweight - Only 7.0 Pounds
- 0-2800 Strokes Per Minute With Trigger Speed Control
- Adjustable Pivot Shoe* Allows more efficient use of blade and depth-of-cut control
- Easy Access To Pivot Shoe Adjusting Screws
- Easy Plunge Cutting With No Starting Hole
- Reverse The Blade For Cutting Upside Down In Confined Areas
- Textured Rubber Boot For Superior Gripping And Operator Comfort
- All Ball And Roller Bearings



- 1 QUIK-LOK BLADE CLAMP* SYSTEM
- 2 POWERFUL 11.0 AMP MILWAUKEE-BUILT MOTOR
- 3 FULL WAVE SWITCH FOR SMOOTHER OPERATION
- 4 TRIGGER SPEED CONTROL FOR IDEAL OPERATOR CONTROL
- 5 8' 2-WIRE RUBBER CORD
- 6 ADJUSTABLE PIVOT SHOE
- 7 RUBBER BOOT FOR SUPERIOR GRIPPING
- 8 HEAVY-DUTY DOUBLE BEARING WOBBLE PLATE MECHANISM*
- 9 LARGE HELICAL GEAR FOR INCREASED DURABILITY

- Heavy-Duty Steel Quik-Lok Blade Clamp System*
 - Fast, easy blade changes with no hex key to lose
 - Blades may be clamped upside down
 - Accepts standard 1/2" shank Sawzall blades
- Cuts:
 - Wood & Nail Embedded Wood
 - Steel, Cast Iron, Aluminum & Brass
 - Drywall, Plaster & Composition Materials
 - Hard Rubber, Cement, Brick & Fiberglass

*Patented



Ideal for plunge cutting, pipe cutting and demolition into metal, wood, fiberglass, cast iron and many other materials.

SPECIFICATIONS

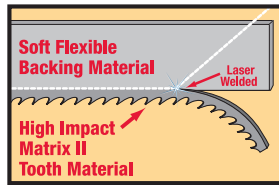
CATALOG NUMBER	VOLTS AC ONLY	AMPS	LENGTH OF STROKE	STROKES PER MINUTE	OVERALL LENGTH	NET WGT. LBS.	SHIP. WGT. LBS.
6509-20	120	11.0	3/4"	0-2800	17.3"	7.0	7.8
6509-22	120	11.0	3/4"	0-2800	17.3"	7.0	11.3

STANDARD EQUIPMENT: FOR 6509-20 – 8' Two-Wire Rubber Cord, One Wood Cutting Sawzall Blade And One Metal Cutting Sawzall Blade. FOR 6509-22 – 8' Two-Wire Rubber Cord, Impact Resistant Carrying Case 48-55-2055, One Wood Cutting Sawzall Blade And One Metal Cutting Sawzall Blade.



HEAVY-DUTY HIGH PERFORMANCE SAWZALL® RESCUE AND DEMOLITION BLADES

- 1/2" UNIVERSAL BLADE TANG FITS IN ALL SAWZALLS®
- BI-METAL CONSTRUCTION INCREASES BLADE LIFE. BLADES DO NOT SHATTER
- MATRIX II TEETH WITH 8% COBALT.
- UNIFORM GULLET DEPTH
- BLADE REVERSIBLE IN CLAMP



- **BI-METAL**
Super hard wear resistant high speed steel (tooth area) *laser* welded to a flexible spring steel backing material

- **BENEFIT – Matrix II High Speed Steel**
Retains tooth hardness at high temperatures for metal cutting applications. Bi-metal construction allows the blade to flex and absorb impact without breaking while cutting nail embedded wood.

TEETH RECOMMENDATIONS See "RECOMMENDED FOR CUTTING" for proper blade selection	T.P.I.	STOCK THICKNESS	T.P.I.	STOCK THICKNESS	T.P.I.	STOCK THICKNESS
	4/6	For cutting stock 1/2" and above	8/12	For cutting stock 1/4" thru 3/8"	14	For cutting stock 3/16" thru 1/4"
5/8 • 6 • 7	For cutting stock 3/8" and above	10		18	For cutting stock 1/8" thru 3/16"	
		10/14		24	For cutting stock below 1/8"	

WOOD	NAIL EMBEDDED WOOD	PRUNING	METAL CUTTING	SCROLL CUTTING	PLASTER & DRYWALL CUTTING	PVC & PLASTIC	CERAMIC TILE	FIRE/RESCUE & DEMOLITION	FIBERGLASS

CAT. NO. 5 PER PACK	CAT. NO. 25 PER BOX	CAT. NO. 100 PER BOX	TEETH PER INCH	LENGTH x WIDTH x THICKNESS	RECOMMENDED FOR CUTTING:
<p>WOOD W/ NAILS, DEMOLITION BI-METAL USA THE AX</p>					WOOD, NAIL EMBEDDED WOOD, RESCUE AND DEMOLITION
48-00-5021	48-00-8021	48-01-7021	5/8	6 x 1.0 x .062	Cutting wood, nail embedded wood, demolition work. Excellent for plunge cutting into wood and nail embedded without buckling blades.
48-00-5026	48-00-8026	48-01-7026	5/8	9 x 1.0 x .062	
48-00-5027	48-00-8027	48-01-7027	5/8	12 x 1.0 x .062	
<p>1/8" - 3/16" METAL CUTTING BI-METAL USA THE TORCH</p>					REMODELING, RESCUE AND DEMOLITION
48-00-5712	48-00-8712	48-01-7712	10	6 x 1.0 x .042	Metal 1/4" thru 3/8", channels, metal pipe, cast iron, demolition, rescue and remodeling.
48-00-5713	48-00-8713	48-01-7713	10	9 x 1.0 x .042	
48-00-5782	48-00-8782	48-01-7782	14	6 x 1.0 x .042	Metal 3/16" thru 1/4", channels, metal pipe, cast iron, demolition, rescue and remodeling.
48-00-5787	48-00-8787	48-01-7787	14	9 x 1.0 x .042	
48-00-5784	48-00-8784	48-01-7784	18	6 x 1.0 x .042	Metal 1/8" thru 3/16", conduit, tubing, channels, pipe, rubber, fiber, demolition, rescue and remodeling
48-00-5788	48-00-8788	48-01-7788	18	9 x 1.0 x .042	
48-00-5789	48-00-8789	48-01-7789	18	12 x 1.0 x .042	
<p>3/16" - 1/4" METAL CUTTING BI-METAL USA THE TORCH</p>					REMODELING, RESCUE AND DEMOLITION
48-00-5795	48-00-8795	—	14	9 x 1.0 x .062	Metal 3/16" thru 1/4", channels, metal pipe, cast iron, demolition, rescue and remodeling.
48-00-5798	48-00-8798	—	18	9 x 1.0 x .062	
<p>ALL-PURPOSE DEMOLITION BI-METAL USA THE WRECKER</p>					REMODELING, RESCUE AND DEMOLITION
48-00-5700	48-00-8700	—	8	6 x 1.0 x .062	All woods, nail embedded wood, composition material, plastic, light gauge non-ferrous metals and aluminum.
48-00-5705	48-00-8705	—	8	9 x 1.0 x .062	
48-00-5710	48-00-8710	—	8	12 x 1.0 x .062	
<p>ALL-PURPOSE DEMOLITION BI-METAL USA THE WRECKER</p>					REMODELING, RESCUE AND DEMOLITION
48-00-5701	48-00-8701	48-01-7701	8	6 x 1.0 x .062	All woods, nail embedded wood, composition material, plastic, light gauge non-ferrous metals and aluminum. Also ideal for plunge cutting.
48-00-5706	48-00-8706	48-01-7706	8	9 x 1.0 x .062	
48-00-5711	48-00-8711	48-01-7711	8	12 x 1.0 x .062	

EXCLUSIVE "THE AX" FEATURES

- .062" THICK FOR STIFFER PERFORMANCE
- SLOPED SHAPE IDEAL FOR PLUNGE CUTTING
- STRENGTHENED TOOTH TIP
- WIDE GULLET SHAPE ALLOWS CHIPS TO CLEAR THE CUT

EXCLUSIVE "THE TORCH" FEATURES

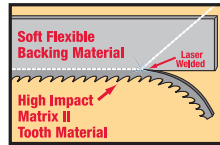
- .042" AND .062" THICK* FOR STIFFER PERFORMANCE AND LONGER LIFE
- MORE AGGRESSIVE BLADE REMOVES MORE MATERIAL PER STROKE FOR FASTER CUTTING.

EXCLUSIVE "WRECKER" FEATURES

- .062" THICK
- 8 TPI FOR GENERAL PURPOSE DEMOLITION AND RESCUE
- SLOPED AND BLUNT SHAPED — SLOPE FOR PLUNGE CUTTING AND STRAIGHT FOR METAL CUTTING



HEAVY-DUTY HIGH PERFORMANCE BI-METAL SAWZALL® BLADES



BI-METAL

Super hard wear resistant high speed steel (tooth area) *laser* welded to a flexible spring steel backing material

BENEFIT – Matrix II High Speed Steel

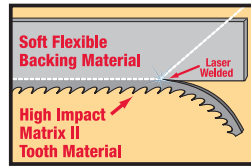
Retains tooth hardness at high temperatures for metal cutting applications. Bi-metal construction allows the blade to flex and absorb impact without breaking while cutting nail embedded wood.

CAT. NO. 5 PER PACK	CAT. NO. 25 PER BOX	CAT. NO. 50 PER BOX	CAT. NO. 100 PER BOX	T.P.I.	LENGTH x WIDTH x THICKNESS	RECOMMENDED FOR CUTTING:
						WOOD CUTTING BLADES
48-00-5012	—	48-01-6012	—	6	6 x 3/4 x .050	Very fast cutting, nail embedded wood, general roughing-in.
						WOOD CUTTING BLADES
48-00-5031	48-00-8031	48-01-6031	48-01-7031	5/8	6 x 3/4 x .050	Very fast cutting, nail embedded wood, general roughing-in.
48-00-5035	—	48-01-6035	—	6	6 x 3/4 x .050	
48-00-5036	48-00-8036	48-01-6036	48-01-7036	6	9 x 3/4 x .050	
48-00-5037	—	48-01-6037	48-01-7037	6	12 x 3/4 x .050	
48-00-5041	—	48-01-6041	—	4/6	6 x 1/2 x .050	Very fast scroll cutting, circles, contours, nail embedded wood.
						ALL PURPOSE BLADES
48-00-5090	—	48-01-6090	—	10	4 x 3/4 x .035	All woods, nail embedded wood, composition material, plastic, ferrous and non-ferrous metals, cast iron.
48-00-5092	—	48-01-6092	48-01-7092	10	6 x 3/4 x .035	
48-00-5091	—	48-01-6091	48-01-7091	8/12	6 x 3/4 x .050	
48-00-5093	48-00-8093	48-01-6093	48-01-7093	8/12	8 x 3/4 x .050	
48-00-5094	—	48-01-6094	—	8/12	12 x 3/4 x .050	
48-00-5175	—	—	—	10	8 x 5/8 x .035 *	
48-00-5193	—	48-01-6193	—	10/14	8 x 5/8 x .035 *	
48-00-5194	—	48-01-6194	—	10/14	12 x 5/8 x .035 *	
48-00-5161	—	—	—	10	3-5/8 x 5/16 x .035	Scroll cutting wood, contours, nail embedded wood, plastics.
48-00-5162	—	—	—	14	3-5/8 x 5/16 x .035	Scroll cutting metal 1/8" thru 3/16".
48-00-5163	—	—	—	18	3-5/8 x 5/16 x .035	Scroll cutting metal under 1/8".
						METAL CUTTING BLADES
48-00-5181	—	48-01-6181	—	14	4 x 3/4 x .035	Metal 3/16" thru 1/4", conduit, tubing, channels, pipe, rubber, fiber.
48-00-5182	48-00-8182	48-01-6182	48-01-7182	14	6 x 3/4 x .035	
48-00-5282	—	48-01-6282	48-01-7282	14	6 x 5/8 x .035 *	
48-00-5187	—	48-01-6187	48-01-7187	14	9 x 3/4 x .035	
48-00-5183	—	48-01-6183	—	18	4 x 3/4 x .035	Metal 1/8" thru 3/16", conduit, tubing, channels, pipe.
48-00-5184	48-00-8184	48-01-6184	48-01-7184	18	6 x 3/4 x .035	
48-00-5284	—	48-01-6284	48-01-7284	18	6 x 5/8 x .035 *	
48-00-5188	—	48-01-6188	48-01-7188	18	9 x 3/4 x .035	
48-00-5189	—	48-01-6189	48-01-7189	18	12 x 3/4 x .035	
48-00-5185	—	48-01-6185	—	24	4 x 3/4 x .035	Metal thinner than 1/8", tubing, pipe, trim
48-00-5186	48-00-8186	48-01-6186	48-01-7186	24	6 x 3/4 x .035	
48-00-5286	—	48-01-6286	48-01-7286	24	6 x 5/8 x .035 *	

* Has 5/8" width for higher flexibility.



HEAVY-DUTY HIGH PERFORMANCE BI-METAL SAWZALL® BLADES



TEETH RECOMMENDATIONS See "RECOMMENDED FOR CUTTING" for proper blade selection	T.P.I.	STOCK THICKNESS	T.P.I.	STOCK THICKNESS	T.P.I.	STOCK THICKNESS
	4/6	For cutting stock 1/2" and above	8/12	For cutting stock 1/4" thru 3/8"	14	For cutting stock 3/16" thru 1/4"
	5/8 • 6 • 7	For cutting stock 3/8" and above	10 10/14		18	For cutting stock 1/8" thru 3/16"
				24	For cutting stock below 1/8"	

WOOD	NAIL EMBEDDED WOOD	PRUNING	METAL CUTTING	SCROLL CUTTING	PLASTER & DRYWALL CUTTING	PVC & PLASTIC	CERAMIC TILE	FIRE/RESCUE & DEMOLITION	FIBERGLASS

					WOOD AND PLASTIC CUTTING BLADES	
48-00-5015	—	48-01-7015	6	6 x 3/4 x .050	Very fast cutting wood, plastics and pruning	
48-00-5016	—	48-01-7016	6	9 x 3/4 x .050		
48-00-5017	—	—	6	12 x 3/4 x .050		
					PLASTER CUTTING BLADE	
48-00-5052	48-01-6052	—	6	5 x 3/4 .050	For cutting plaster, plaster with metal lath, plasterboard, cuts on forward and backward stroke.	
					PRUNING BLADES HIGH ALLOY STEEL	
48-00-1301	—	—	5	9 x 3/4 x .060	Pruning trees, smooth sawing green woods. Deep tooth design, fleam filed. Clean cuts wood fibers.	
48-00-1303	—	—	5	12 x 3/4 x .060		
					TUNGSTEN CARBIDE BLADES	
48-00-1400		COARSE GRIT		4 x 3/4 x .032	For cutting hardwood flooring, cast iron, fiberglass, ceramic tiles, stone, brick, plaster and marble.	
48-00-1410		MEDIUM GRIT		3-1/2 x 1/2 x .032		
48-00-1420	48-01-6420	COARSE GRIT		6 x 3/4 x .032		
48-00-1430	48-01-6430	COARSE GRIT		9 x 3/4 x .039		



ULTIMATE DEMOLITION SAWZALL® BLADE KIT

49-22-1129 Includes two each of blades 5021, 5026, 5701, 5787 and four each of blades 5782. Durable canvas pouch.

SUPER SAWZALL® 11-BLADE ASSORTMENT

49-22-1127 Includes one each of blades 5031, 5036, 5041, 5091, 5092, 5093, 5094, 5162, 5182, 5184 and 5186. Reusable vinyl sleeve.

SUPER SAWZALL® 7-BLADE ASSORTMENT

49-22-1126 Includes one each of 5162, 5182, 5184, 5091, 5092, 5031 and 5041. Packaged in reusable vinyl sleeve.

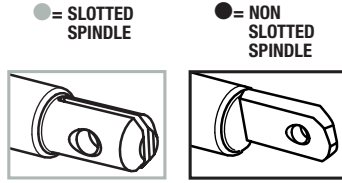
THE AX™/THE TORCH® 5-BLADE COMBINATION PACK

49-22-5712 Includes 2-Ax blades 48-00-5021 and 3-Torch Blades: 48-00-5712, 48-00-5782 and 48-00-5784



HEAVY-DUTY SAWZALL® RECIP SAW ACCESSORIES AND HACK SAW BLADES

THIS IS A REPLACEMENT PART TABLE FOR ANY SAWZALL RECIP SAW WITH A KEYED CLAMP



HEX KEY, SCREW AND CLAMP KITS

		TOOL/NUMBERS SUPER SAWZALL®				TOOL/NUMBERS SAWZALL PLUS®			TOOL/NUMBERS SAWZALL®							
		6527-6	6528-6	6537-6	6537-22	6517-20	6518-6	6519-21	6507-6	6507-20	6507-21	6509-6	6509-20	6509-21	6511-6	6535-6
49-22-5010	1 Each: hex key, blade clamp screw and blade clamp.	●	●	●	●											
49-22-5014	1 Each: hex key, blade clamp screw and blade clamp.						●									
49-22-5012	1 Each: hex key, blade clamp screw and blade clamp.								●	●	●				●	●
49-22-5080	2 hex keys, 10 blade clamp screws and 2 blade clamps.								●	●	●				●	
49-22-5016*	1 Each: hex key, rubber hex key holder, blade clamp screw and blade clamp.	●	●													

* For conversion of keyless clamp models (6509-22, 6519-22, 6520-21, 6521-21, 6524-21, 6537-22, 6523-21 and 6536-21) to keyed clamps use kit no. 49-22-5016 (1/2") or 49-22-5004 (20 mm)



STEEL CARRYING CASES

20-gauge steel case features large storage area for extra Sawzall® Blades and accessories. Designed to fit with up to 6" blade installed.

48-55-1535 Case fits all 4 Sawzall® families (except Model Nos. 6523-21, 6520-21 and 6536-21)

IMPACT RESISTANT CARRYING CASE

Heavy-duty blow-molded polyethylene construction. Heavy-duty all metal latches and pinned hinges. Convenient on-board hex key and accessory storage.

48-55-2055 Case is designed to fit all Sawzalls (except Model Nos. 6514-21 and 6524-21)

PIPE CLAMP SYSTEM

49-22-1012 Works with pipes up to 6" in diameter. For use with Model Nos. 6527-6, 6527-21, 6528-6, 6537-6, 6537-20, 6537-21, 6537-22 and 6537-75. To use with Model No. 6519-21, additional Pipe Clamp Adapter 45-16-0605 is required.

PIPE CLAMP ADAPTER

45-16-0605 Fits the 6517-6, 6517-20, 6518-6 and 6519-21. For use with the 49-22-1012 pipe clamp system.



ORBITAL PIPE CLAMP SYSTEM

49-22-1024 Includes shoe post 45-16-0613. Works with pipes up to 6" diameter. For use with 6514-21, 6521-21 and 6524-21.



49-22-1016 For use with Model Nos. 0719-22, 6519-21, 6520-21, 6523-21 and 6536-21. Pipe Clamp System for precise, fast, and easy pipe cutting applications up to 6" diameter. Includes shoe post 45-16-0604.

3-WIRE QUIK-LOK® CORD SETS



48-76-4008 8' Quik-Lok
48-76-4025 25' Quik-Lok

48-76-4108 8' Quik-Lok w/ Twist Lock Plug

48-76-4125 25' Quik-Lok w/ Twist Lock Plug



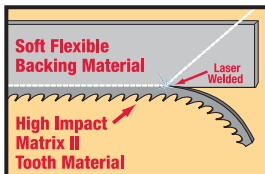
2-WIRE QUIK-LOK® CORD SETS

For use with 6521-21 and 6523-21.

48-76-5010 10' Quik-Lok.
48-76-5025 25' Quik-Lok.



HEAVY-DUTY HACK SAW BLADES



MILWAUKEE SUPER-TOUGH™ BI-METAL BLADES

- Outlast Conventional Blades Up To 3 Times Longer
- Requires Fewer Blade Changes
- Can Be Used In Any Hack Saw Frame But Performs Better Under High Tension Of Bi-Metal Frame.

- Cuts Cast Iron, Ceramic Tile, Fiberglass, Slate, Brick And Marble

CATALOG NUMBER	LENGTH	TPI	GRIT	QTY/PACK
48-43-0200	12"	HACK	MED	1
48-43-0250	12"	ROD	N/A	1



CATALOG NUMBER	LENGTH	TEETH PER INCH	SET	QUANTITY PER PACK
48-43-0600	12"	14	RAKER	10
48-43-0610	12"	18	RAKER	10
48-43-0620	12"	24	WAVY	10
48-43-0630	12"	32	WAVY	10



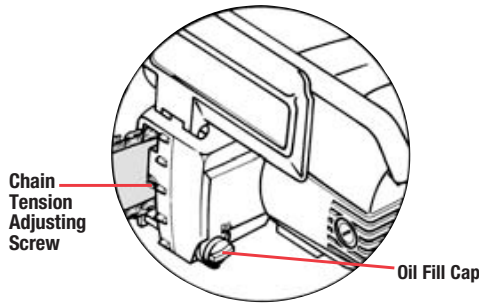


HEAVY-DUTY ELECTRIC CHAIN SAW



6215

- 16" BAR
- 1800 FEET PER MINUTE CHAIN SPEED
- POWERFUL 2-1/4 MAX. H.P. MOTOR



- **Lightweight**
- **Quiet, Smooth Running Motor**
- **Instant Starting Even In Freezing Temperatures**
- **No Flammable Fuel Required – No Engine Exhaust**
- **Automatic Oiling**
6.5 oz. capacity. Sufficient for 1 hour of continuous operation.
- **Adjustable Clutch**
Protects motor and mechanism from harmful binding.
- **Sprocket Nose Bar For Reduced Friction**
- **Handguard Actuated Brake With Resettable Lockout Switch**
- **Low Kickback Bar And Chain Combination**
- **Convenient Brush Replacement**
- **Easy Chain Adjustment**
Simply loosen one nut and adjust.

SPECIFICATIONS

CATALOG NUMBER	BAR SIZE	VOLTS AC ONLY	AMPS	CHAIN SPEED	OIL TANK CAPACITY	NET. WGT. LBS.	SHIP. WGT. LBS.
6215•	16" (406 mm)	120	13.0	1800 FPM	6-1/2 OZ. (190 ML)	11.3	14.0

STANDARD EQUIPMENT: Chain Saw, 16" (406 mm) Sprocket Tip Bar, 3/8" (9.5 mm) Pitch Chain, 13 mm Wrench, Screwdriver and Scabbard.

• Not Available in Canada.

ACCESSORIES



CHAIN
48-58-0030 3/8" (9.5 mm) Pitch



GUIDE BAR
48-09-5051 16" (406 mm)



SCABBARD
49-62-0150

OPEN END WRENCH
49-96-7630 13 mm

SCREWDRIVER
49-80-2000

HEAVY-DUTY JOB SAW AND JOB SAW BLADES




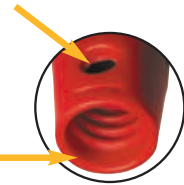
QUIK-LOK™ JOB SAW™ 48-08-0401

- Accepts Any 1/2" Tang Reciprocating Saw Blade
- Handy, Versatile Quik-Lok Blade Clamp*
- Ergonomic Handle Shape
- Soft Grip Handle
- 6-3/4" Long Without Blade
- Use To Cut Apart Boxes, Foam, Insulation, Cutting Shingles, Linoleum, Carpet Or Vinyl
- Ideal for Campsite/Hunting Use, Drywall Cutouts, Pruning And General Sawing
- Weighs .5 lbs And Comes With 1 Blade

*Patented

Hangar Hole for Quick, Convenient Storage

Threaded End For Extension Pole Use



CATALOG NUMBER	DESCRIPTION	RECOMMENDED USE
① 48-08-0424 *	HUNTING KNIFE	General hunting and campsite cutting.
② 48-08-0418 *	LINOLEUM KNIFE	Cuts linoleum, ceiling tile, carpet, vinyl.
③ 48-08-0425 *	GROUT RAKER	Removes grout between tiles.
④ 48-08-0415 *	CARBIDE GROUT BLADE	Removes grout between tiles.
⑤ 48-08-0416 *	PUTTY KNIFE	Cleans windows, joints, seams. spreads putty, glue, adhesives.
⑥ 48-08-0423 *	UTILITY BLADE	Cuts ceiling tile, soft wood, soft rubber, soft plastics, cardboard.
⑦ 48-08-0420	WAVY KNIFE	Cuts cardboard, foam, insulation, soft rubber, vinyl.
⑧ 48-08-0419	STRAIGHT KNIFE	Cuts cardboard, foam, insulation, soft rubber, vinyl.
⑨ 48-08-0417 *	PAINT SCRAPER	Removes loose paint and adhesives.
⑩ 48-08-0422 *	ROOFER'S BLADE	Cuts shingles, tar paper.

* NOT FOR USE WITH RECIPROCATING SAW!

11-PIECE UTILITY KIT

48-08-0405 Includes 1 each of 10 blades plus job saw handle in carrying case.

REPLACEMENT CARRYING CASE

48-55-0505

SHEATH

48-08-0510



HEAVY-DUTY TAPE MEASURES



CATALOG NUMBER	TAPE LENGTH (FT.)	SCALE UNITS	NET WGT. (LBS.)	STANDARD FEATURES
49-19-0025	25	Inch	.95	<ul style="list-style-type: none"> • Large easy-to-read numbers • Patented Magnetic tip
49-19-0026	25	Inch & Metric	.95	<ul style="list-style-type: none"> • Second end hook for fast accurate measuring • Scale on front and back for easier reading
49-19-0030	30	Inch	1.15	<ul style="list-style-type: none"> • Nylon coated blade for durability and extended life



HEAVY-DUTY PORTABLE ELECTRIC BAND SAWS

6225

- TWO SPEED
- 120 AC ONLY



6226

- TWO SPEED
- 120 AC ONLY



6230

- TRIGGER SPEED CONTROL
- 120V AC ONLY



DEEP CUT



6232-6

- TRIGGER SPEED CONTROL
- 120V AC ONLY



6236

- TWO SPEED
- 120V AC/DC



DEEP CUT



6238

- TWO SPEED
- 120V AC/DC



- **Powerful Milwaukee Built Motor With Long Life Brushes And High Output Fans**
Provides high performance for the toughest cutting operations
- **Optimum Speed Range**
Cuts pipes, bolts, re-bar, angle iron, tracks and other profiles in a variety of materials. All models include Super-Tough® Bi-Metal blades.
- **Use Standard 44-7/8" x 1/2" .020" Band Saw Blades**
- **All Ball And Roller Bearing Construction For Smooth, Durable Operation**
- **High Torque Worm Gear And Chain Drive Mechanism**
For optimum motor torque transfer and durability. Self-lubricated for maximum wear resistance.
- **Excellent Balance**
Center of gravity located directly over blade results in straighter cuts while reducing operator fatigue. Front T-handle provides superior control.
- **Open Line Of Sight For More Accurate Cut**
- **Blade Tightening Lever**
Long life cam provides quick and easy blade changes

6230, 6232-6, 6236 AND 6238 FEATURES

- **Large 4-3/4" x 4-3/4" Capacity**

SPECIFICATIONS

CATALOG NUMBER	NO LOAD SURFACE FT. PER MIN.	VOLTS	AMPS	CAPACITY ROUND STOCK	CAPACITY RECTANGULAR STOCK	LENGTH	NET WGT. LBS.	SHIP. WGT. LBS.
6225	250/200	120 AC ONLY	6.0/5.0	3-1/2"	3-1/2" x 4-1/2"	20"	16.0	20.0
6226	250/200	120 AC ONLY	6.0/5.0	3-1/2"	3-1/2" x 4-1/2"	20"	23.5	27.5
6230	0-350	120 AC ONLY	6.0	4-3/4"	4-3/4" x 4-3/4"	19-3/4"	17.0	21.5
6232-6	0-350	120 AC ONLY	6.0	4-3/4"	4-3/4" x 4-3/4"	19-3/4"	24.5	29.0
6236	350/250	120 AC/DC	6.0/5.0	4-3/4"	4-3/4" x 4-3/4"	19-3/4"	17.0	22.0
6238	350/250	120 AC/DC	6.0/5.0	4-3/4"	4-3/4" x 4-3/4"	19-3/4"	24.5	30.0

STANDARD EQUIPMENT: FOR 6225 – One 14-Tooth Super-Tough® Bi-Metal Blade 48-39-0510. FOR 6226 – One 14-Tooth Super-Tough® Bi-Metal Blade 48-39-0510 And Impact Resistant Carrying Case 48-55-6200. FOR 6230 AND 6236 – One 14-Tooth Super-Tough® Bi-Metal Blade 48-39-0510. FOR 6232-6 AND 6238 – One 14-Tooth Super-Tough® Bi-Metal Blade 48-39-0510 And Impact Resistant Carrying Case 48-55-6200.



HEAVY-DUTY BAND SAW BLADES AND ACCESSORIES

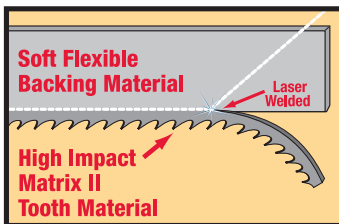
BI-METAL BLADE FEATURES FOR USE WITH MILWAUKEE BAND SAWS USING 44-7/8" X 1/2" X .020 BLADES

10 TEETH/INCH	10/14 TEETH/INCH	14 TEETH/INCH	14/18 TEETH/INCH	18 TEETH/INCH	24 TEETH/INCH
FOR CUTTING STOCK 5/16" to 1/2" *	FOR CUTTING STOCK 3/16" to 1/2" *	FOR CUTTING STOCK 3/16" to 5/16" *	FOR CUTTING STOCK 5/32" to 5/16" *	FOR CUTTING STOCK 5/32" to 3/16" *	FOR CUTTING STOCK up to 5/32" *

* refer to RECOMMENDED USE for type of blades.

BI-METAL BLADE FEATURES

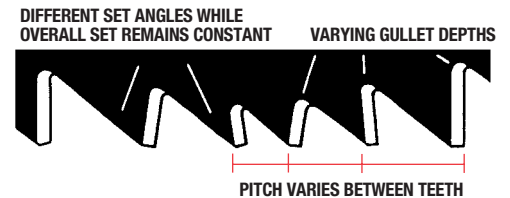
■ Matrix II High Speed Steel Teeth With 8% Cobalt. For The Fastest Cutting, Longest Blade Life Available.



BI-METAL MILWAUKEE SUPER-TOUGH® Bi-Metal Blades outlast conventional blades up to 3 times, requiring fewer blade changes. Extremely hard and uniform tooth point is electron beam welded to a tough durable backing with high flex life for faster cutting, longer blade life.

BI-METAL MULTI-PITCH BLADES designed with varying set angles and gullet depths to break up the harmonic vibrations generated in cutting, resulting in smoother, quieter cutting and longer blade life.

MULTI-PITCH BLADE DESIGN



CATALOG NUMBER	QTY. PER PKG.	DIAMETER OR WALL THICKNESS	TEETH PER INCH	RECOMMENDED USE
48-39-0500	1	5/16" & Up	10	High speed cutting of aluminum, angle iron, bronze, brass, copper, galvanized pipe, mild steel. Tougher steels including stainless, chrome, tungsten steel plus other problem material at slow speed.
48-39-0501	3	5/16" & Up	10	
48-39-0502	100	5/16" & Up	10	
48-39-0510	1	3/16"-5/16"	14	
48-39-0514	2	3/16"-5/16"	14	
48-39-0511	3	3/16"-5/16"	14	
48-39-0512	100	3/16"-5/16"	14	
48-39-0520	1	5/32"-3/16"	18	
48-39-0524	2	5/32"-3/16"	18	
48-39-0521	3	5/32"-3/16"	18	
48-39-0522	100	5/32"-3/16"	18	
48-39-0530	1	Up to 5/32"	24	
48-39-0534	2	Up to 5/32"	24	
48-39-0531	3	Up to 5/32"	24	
48-39-0532	100	Up to 5/32"	24	

CATALOG NUMBER	QTY. PER PKG.	DIAMETER OR WALL THICKNESS	TEETH PER INCH	RECOMMENDED USE
48-39-0550	1	3/16"-1/2"	10/14	Designed for interrupted cutting applications (tubing, structurals, etc.) Also production cutting of solids in a variety of sizes or shapes
48-39-0554	2	3/16"-1/2"	10/14	
48-39-0551	3	3/16"-1/2"	10/14	
48-39-0552	100	3/16"-1/2"	10/14	
48-39-0560	1	5/32"-5/16"	14/18	
48-39-0561	3	5/32"-5/16"	14/18	
48-39-0562	100	5/32"-5/16"	14/18	



IMPACT RESISTANT CARRYING CASE

48-55-6200 For all of Milwaukee's electric band saws. Carrying case has interior compartment for blade storage.

TYPE "G" GREASE

49-08-4140 1 lb. can.

REPLACEMENT BLADE PULLEY TIRE

45-69-0020 Two tires per package.

PORTABLE BAND SAW TABLE

48-08-0260 **FOR ALL MILWAUKEE BAND SAWS**
Converts Milwaukee's portable band saws to stationary units. Can be mounted on a work bench or used on the job with 3/4" diameter pipe for legs (not included). Heavy-duty clamping chain and crank nut easily secures all shapes of material. Net weight 34 lbs.



HEAVY-DUTY 15.0 AMP TILT-LOK™ 7-1/4" CIRCULAR SAWS

6390-20



6390-21 (KIT)



6394-21 (KIT)



6391-21 (KIT)



**ELECTRIC
BRAKE**

**BLADE
LEFT**



- **Exclusive Adjustable Main Handle***
The 8-position locking handle adjusts to the cutting application for maximum comfort and control.
- **15.0 Amp, 3-1/4 Maximum Horsepower Motor**
Most powerful circle saw cuts tough materials including headers, microlams and wet lumber with ease.
- **Maximum Power-To-Weight Ratio**
Lightest 7-1/4", 3-1/4 max HP circular saw.
- **10.4 Lbs. Net Weight (Excludes 6394-21)**
Light weight reduces operator fatigue, maximizes performance and control.
- **Fast, Smooth Adjustments**
Depth lever and bevel adjustments easy to access and operate.
- **Cushion Front Grip*/Rear Handle**
Maximizes comfort and control.
- **50% Bevel Capacity**
- **Maximum Sight Line**
- **Convenient Bevel Scale**
Scale faces operator for quick and accurate bevel adjustment.
- **One-Touch Spindle Lock**
Convenient button on top of saw for easy access.
- **Milwaukee Durability**
Hardened steel helical gears, ball and roller bearings, impact-resistant glass reinforced nylon motor housing, aircraft aluminum shoe, durable, flexible rubber cord set, 22 amp high capacity switch.

*Patented



SPECIFICATIONS

CATALOG NUMBER	BLADE SIZE	VOLTS	AMPS	NO LOAD SPEED RPM	ARBOR	DEPTH OF CUT AT 90°	DEPTH OF CUT AT 50°	DEPTH OF CUT AT 45°	NET WEIGHT LBS.	SHIP. WEIGHT LBS.
6390-20	7-1/4"	120 AC-DC	15.0	5800	5/8"	2-7/16"	1-11/16"	1-13/16"	10.4	14.1
6390-21	7-1/4"	120 AC-DC	15.0	5800	5/8"	2-7/16"	1-11/16"	1-13/16"	10.4	17.5
6391-21	7-1/4"	120 AC-DC	15.0	5800	5/8"	2-7/16"	1-11/16"	1-13/16"	10.4	17.5
6394-21	7-1/4"	120 AC-ONLY	15.0	5800	5/8"	2-7/16"	1-11/16"	1-13/16"	10.6	17.7

STANDARD EQUIPMENT: FOR 6390-20 – Circular Saw with Tilt-Lok Handle, Carbide Blade and Hex Blade Wrench. **FOR 6390-21** – Circular Saw with Tilt-Lok Handle, Carbide Blade, Hex Blade Wrench and Impact Resistant Carrying Case. **FOR 6391-21** – Left Blade Circular Saw with Tilt-Lok Handle, Carbide Blade, Blade Wrench and Impact Resistant Carrying Case. **FOR 6394-21** – Circular Saw with Tilt-Lok Handle, 10' Quik-Lok® Cord, Carbide Blade, Hex Blade Wrench and Impact Resistant Carrying Case.

ACCESSORIES

IMPACT RESISTANT CARRYING CASE

48-55-9166 Standard equipment with 6390-21, 6391-21 and the 6394-21.



QUIK-LOK® CORDS


48-76-5110 14 Gauge, 2-wire, 10' Quik-Lok Cord. Standard with the 6394-21.

48-76-5125 14 Gauge, 2-wire, 25' Quik-Lok Cord.



RIP FENCE KIT

49-22-4146 Includes two thumb screws.
49-22-1001 For 6391-21.



RIP GUIDE KIT

49-22-4160 Includes one thumb screw.



HEX BLADE WRENCH

49-96-0345 Standard equipment with 6390-20, 6390-21 and the 6394-21.



9/16" BLADE WRENCH
49-96-6205



ENDURANCE® BLADES

Extra long life, construction and finishing blades. Carbide C3 grade micro ground teeth stay super sharp.



"Y" GREASE 1 LB. CAN (OR) 6 OZ. TUBE
49-08-5275 (Can) **49-08-5270** (Tube)



HEAVY-DUTY 15.0 AMP 7-1/4" CIRCULAR SAWS

6375-20



6375-21 (KIT)




6376-20

• **ELECTRIC BRAKE**



MAGNESIUM SHOE

- **15.0 Amp, 3-1/4 Max HP Milwaukee-Built Motor**
Easily cuts through tough materials including header, microlams and wet lumber without stalling.
- **Constant Handle Position**
Vertical depth adjustment system keeps handle position intact for comfortable operation.
- **Fast, Smooth Adjustments**
Reinforced vertical bracket provides smooth depth adjustment. Oversized knob and lever provides quick, positive locking.
- **Easy-To-Read Scales**
Cast in rip scale in front of shoe measures blade to edge of shoe on both sides for accurate ripping.
- **50 Degree Bevel Capacity**
Extra bevel capacity to cut joists, rafters and trusses for unique roof angles.
- **Extra Wide, Lightweight Shoe**
Extra wide, magnesium shoe provides maximum stability and allows use of clamped saw guide (speed square) without motor interference.
- **Perfect Balance**
Center balanced, saw remains level when balanced with one finger against trigger.
- **Milwaukee Durability**
Hardened steel helical gearing, 100% sealed ball bearings, impact resistant glass reinforced nylon motor housing, magnesium shoe, durable, flexible rubber cord set.



- **FAST, SMOOTH ADJUSTMENTS**
Reinforced vertical bracket provides smooth depth adjustments. Oversize knob and lever provides positive locking. Positioned to maximize line of sight when cutting.



- **ON-BOARD WRENCH**
Built-in wrench storage on shoe speeds blade changes, eliminates lost, misplaced blade wrenches.



- **50° BEVEL CAPACITY,**
Ideal for roof rafters, trusses and joists.

SPECIFICATIONS

CATALOG NUMBER	BLADE SIZE	VOLTS	AMPS	NO LOAD SPEED RPM	ARBOR	DEPTH OF CUT AT 90°	DEPTH OF CUT AT 50°	DEPTH OF CUT AT 45°	NET WEIGHT LBS.	SHIP. WEIGHT LBS.
6375-20	7-1/4"	120 AC-DC	15.0	5800	5/8"	2-5/16"	1-5/8"	1-13/16"	11.5	16.5
6375-21	7-1/4"	120 AC-DC	15.0	5800	5/8"	2-5/16"	1-5/8"	1-13/16"	19.5	24.5
6376-20	7-1/4"	120 AC ONLY	15.0	5800	5/8"	2-5/16"	1-5/8"	1-13/16"	11.5	16.5

STANDARD EQUIPMENT: FOR 6375-20 – 7-1/4" Circular Saw and Carbide Blade. **FOR 6375-21** – 7-1/4" Circular Saw, Carbide Blade, Rip Fence and Impact Resistant Carrying Case. **FOR 6376-20** – 7-1/4" Circular Saw With Electric Brake and Carbide Blade.

ACCESSORIES



IMPACT RESISTANT CARRYING CASE
48-55-9166 Standard equipment with 6375-21.

RIP FENCE KIT
49-22-4146 Includes two thumb screws.

RIP GUIDE KIT
49-22-4160 Includes one thumb screw.

9/16" BLADE WRENCH
49-96-6205



ENDURANCE® BLADES
Extra long life, construction and finishing blades. Carbide C3 grade micro ground teeth stay super sharp.



"Y" GREASE 1 LB. CAN (OR) 6 OZ. TUBE
49-08-5275 (Can) 49-08-5270 (Tube)



HEAVY-DUTY 15.0 AMP CIRCULAR SAWS

6405-6



- Smooth Height And Angle Adjustments
- All Ball And Roller Bearings
- Hardened Steel Helical Gearing
- External Brushes For Fast And Easy Replacement
- 45° Bevel Capacity
- Extra Long, 9' Flexible Rubber Cord
- Impact-Resistant, Glass Reinforced Nylon Motor Hosing
- Lower Guard Contour Lip Design For Retraction

EXCLUSIVE 6405-6 FEATURES

- 15.0 Amp Milwaukee-Built Motor
- Spindle Lock For Fast And Easy Blade Replacement
- Lightweight, Durable Aluminum Shoe

6460



**NEW
HEAVY-DUTY
SHOE**

EXCLUSIVE 6460 FEATURES

- 15.0 Amp Milwaukee-Built Motor
- Extreme Cut Capacity (Cuts 4x4's)
- New Heavy-Duty Shoe Resists Bending In Extreme Cutting Applications

SPECIFICATIONS

CATALOG NUMBER	BLADE SIZE	VOLTS	AMPS	NO LOAD SPEED RPM	ARBOR	DEPTH OF CUT AT 90°	DEPTH OF CUT AT 45°	NET WEIGHT LBS.	SHIP. WEIGHT LBS.
6405-6	8-1/4"	120 AC-DC	15.0	5800	5/8"	2-3/4"	2-1/8"	13.0	18.0
6460	10-1/4"	120 AC-DC	15.0	5200	5/8"	15/16" to 3-13/16"	5/8" to 2-3/4"	19.5	38.0

STANDARD EQUIPMENT: FOR 6405-6 – 15.0 Amp Circular Saw, Framing/Rip Saw Blade and 9/16" Wrench. FOR 6460 – 15.0 Amp Circular Saw, Steel Carrying Case, 9/16" Wrench, Rip Fence, Combination/Rip Saw Blade, Auxiliary Handle And Steel Carrying Case 48-55-1170.

ACCESSORIES

STEEL CARRYING CASES

- 48-55-1150 For 6405-6.
- 48-55-1170 For 6460. (Included)



RIP FENCE KIT

- 49-22-4146 Includes two thumb screws.



9/16" BLADE WRENCH

- 49-96-6205



"Y" GREASE 1 LB. CAN

- 49-08-5275

ENDURANCE® BLADES

Extra long life, construction and finishing blades. Carbide C3 grade micro ground teeth stay super sharp.





HEAVY-DUTY 15.0 AMP 7-1/4" & 8-1/4" WORM DRIVE SAWS

6377-6



STEEL SHOE

- **15.0 Amp Milwaukee Motor**
Easily cuts through tough materials including headers, microlams and wet lumber without stalling.
- **Fast, Smooth Adjustments**
Depth lever and bevel adjustments easy to access and operate.
- **Maximum Sight Line**
Left blade design allows for maximum cut visibility.
- **Maximum Control**
Two-handle design (auxiliary handle) and enhanced weight provide increased control and stability.
- **45° Bevel Capacity**
- **External Brushes**
For fast and easy replacement.
- **Spindle Lock**
For fast and easy blade replacements.
- **Heavy-Duty Worm Gears**
Hardened steel worm gearing for maximum torque in the toughest applications.
- **Extra Long, 9' Flexible Rubber Cord**
- **Rigid Steel Shoe**
Provides maximum strength.

6378



STEEL SHOE

ACCESSORIES

ENDURANCE® BLADES

Extra long life, construction and finishing blades. Carbide C3 grade micro ground teeth stay super sharp.



STEEL CARRYING CASE

48-55-1101

RIP FENCE KIT

49-22-4210 Includes thumb screw No. 06-87-2450

9/16" BLADE WRENCH

49-96-6205

WORM DRIVE SAW OIL

49-32-0050 1/2 pint oil

SPECIFICATIONS

CATALOG NUMBER	BLADE SIZE	VOLTS AC-DC	AMPS	NO LOAD SPEED RPM	ARBOR	DEPTH OF CUT AT 90°	MAX. DEPTH OF CUT AT 45°	NET WEIGHT LBS.	SHIP. WEIGHT LBS.
6377-6	7-1/4"	120	15.0	4400	DIAMOND	0 to 2-3/8"	0 to 1-7/8"	16.8	19.8
6378	8-1/4"	120	15.0	4400	DIAMOND	0 to 2-7/8"	0 to 2-1/4"	17.3	20.3

STANDARD EQUIPMENT: For 6377-6 – 7-1/4" Worm Drive Saw, Combination Blade and 9/16" Wrench. For 6378 – 8-1/4" Worm Drive Saw, Combination Blade and 9/16" Wrench.



HEAVY-DUTY 10" MAGNUM® SLIDE COMPOUND MITER SAW

6497-6

- INCLUDES 10" 80-TOOTH CARBIDE-TIPPED BLADE, EXTENSION W/STOP GAUGE, VISE, DUST BAG AND BLADE WRENCH



- **Heavy-Duty 15.0 Amp Motor**
For fast accurate cutting through the toughest materials.
- **Machined Slide Mechanism**
Dual offset hardened steel guide tubes allow precise cutting performance.
- **Bevel Adjustment On All Ball Bearings**
For ensured precision. Non-slip locking system.
- **Roller Bearing Miter Table System**
Miter table rotates on roller bearings rather than metal stampings for smooth operation.
- **Patented Detent Override Mechanism***
Allows for fine adjustment of miter angles within 1 degree of detents.
- **Unique Bevel Angle Over Travel Mechanism**
Two positive spring-loaded bevel stops at 0° and 45° allow for several degrees of overtravel up to 48° on the left and -3° on the right.
- **High Visibility Bevel Scale For Fast And Accurate Bevel Adjustments**
- **Wide Angle Capacity For Maximum Productivity**

Wide Miter Angle Range: Miters 51° to the Left, 59° to the Right.

Wide Bevel Angle Range: Bevels 48° to the Left, 3° to the Right.

- **Positive Detents For Quick, Accurate Cuts**
Positive Miter Detents: 0°, 15°, 22.5°, 30° and 45° Left & Right
Positive Bevel Detents: 0° and 45° Left
- **Electric Brake Eliminates Free Blade Spin**
- **Saw Head Lock For Convenient And Reliable Transportation**
- **Automatic Retracting Lower Blade Guard***
For high blade visibility and increased capacity.

- **Hardened Steel Helical Gearing**
- **Impact Resistant Glass Reinforced Nylon Motor Housing**
- **Die Cast, Machined Aluminum Construction**
Machined miter table and base for long life.
- **Cutting Capacities**

Vertical Capacity (Baseboard against fence) 4-1/4"
Vertical Capacity (Crown Molding nested vertically) 5-1/2"
Horizontal Capacity (Baseboard lying flat) 12-3/8"

Dimensional Lumber

0° Miter/0° Bevel Cross-Cut 4" x 12"
45° Miter/0° Bevel Cut 4" x 8"
Max 0° Miter/45° Bevel Compound Cut 2" x 10"
Max 45° Miter/45° Bevel Compound Cut 2" x 8"


*Patented



Flip fence can be easily turned around for either miter or compound cuts.



Extra tall Patented Flip Fence for either compound or miter cutting. Base extension on left side for additional work support.



Patented Detent Override Mechanism makes fine adjustment of miter angles easy especially when near a detent.



High Visibility Scale for easy bevel angle adjustment.

SPECIFICATIONS

CATALOG NUMBER	VOLTS AC ONLY	AMPS	NO LOAD RPM	ARBOR	NET WGT. LBS.	SHIP.WGT. LBS.
6497-6	120	15.0	4800	5/8"	55.5	66.5

STANDARD EQUIPMENT: 6497-6 Includes 80 Tooth 10" Carbide-Tipped Blade, Extension with Stop Gauge 49-52-0110, Vise 49-52-0310, Dust Bag 48-09-1025 and Blade Wrench.

ENDURANCE® BLADES

Extra long life, construction and finishing blades. Carbide C3 grade micro ground teeth stay super sharp.



6494-6

- INCLUDES 10" CARBIDE-TIPPED BLADE
DUST BAG AND BLADE WRENCH



Flip Fence can be easily turned around for either miter or compound cuts without using tools.



Patented Detent Override Mechanism makes fine adjustment of miter angles easy especially when near a detent.

- **Patented Flip Fence**
Extra tall 3-1/2" Flip Fence for maximum material support during miter or compound cuts.
- **Heavy-Duty 15.0 Amp Motor**
For fast accurate cutting through the toughest materials.
- **Bevel Adjustment**
For ensured precision. Non-slip locking system.
- **Roller Bearing Miter Table System**
Miter table rotates on roller bearings rather than metal stampings for smooth operation.
- **Patented Detent Override Mechanism***
Allows for fine adjustment of miter angles within 1 degree of detents.
- **High Visibility Bevel Scale For Fast And Accurate Bevel Adjustments**
- **Wide Angle Capacity For Maximum Productivity**
Wide Miter Angle Range: Miters 51° to the Left, 59° to the Right.
Wide Bevel Angle Range: Bevels 48° to the Left, 3° to the Right.
- **Positive Detents For Quick, Accurate Cuts**
Positive Miter Detents: 0°, 15°, 22.5°, 30° and 45° Left & Right
- **Electric Brake Eliminates Free Blade Spin**
- **Saw Head Lock For Convenient And Reliable Transportation**
- **Automatic Retracting Lower Blade Guard***
For high blade visibility and increased capacity.
- **Hardened Steel Helical Gearing**
- **Impact Resistant Glass Reinforced Nylon Motor Housing**
- **Die Cast, Machined Aluminum Construction**
- **Cutting Capacities**

<i>Vertical Capacity (Baseboard against fence)</i>	4-1/4"
<i>Vertical Capacity (Crown Molding nested vertically)</i>	5-1/2"
<i>Horizontal Capacity (Baseboard lying flat)</i>	5-9/16"

Dimensional Lumber

<i>0° Miter/0° Bevel Cross-Cut</i>	4" x 4"
<i>0° Miter/0° Bevel Cross-Cut (Max Width)</i>	2" x 6"
<i>45° Miter/0° Bevel Cut</i>	2" x 4"
<i>Max 0° Miter/45° Bevel Compound Cut</i>	2" x 6"
<i>Max 45° Miter/45° Bevel Compound Cut</i>	2" x 4"

*Patented

Machined miter table and base for long life.

SPECIFICATIONS

CATALOG NUMBER	VOLTS AC ONLY	AMPS	NO LOAD RPMS	ARBOR	NET WGT. LBS.	SHIP WGT. LBS.
6494-6	120	15.0	4800	5/8"	37.5	43.0

STANDARD EQUIPMENT: 6494-6: 10" Carbide Tipped Blade, Dust Bag and Blade Wrench.

ACCESSORIES

GUIDE ROD ASSEMBLIES

49-52-0110 For use with 6494-6, 6496-6, 6497-6



KERF PLATES

- 49-42-0110 For use with 6490-6
- 49-52-0400 For use with 6494-6
- 49-52-0405 For use with 6496-6 and 6497-6



ENDURANCE® BLADES

Extra long life, construction and finishing blades. Carbide C3 grade micro ground teeth stay super sharp.



WISE

49-52-0310 For all Miter Saws



DUST BAG

48-09-1025 Standard equipment included with all Miter Saws.





HEAVY-DUTY 10" MAGNUM® MITER SAW

6490-6

- INCLUDES
10" CARBIDE TIPPED BLADE
DUST BAG AND
BLADE WRENCH



Patented Detent Override Mechanism makes fine adjustment of miter angles easy especially when near a detent. Die cast, two-color miter scale for quick and precise cuts.

- **Heavy-Duty 15.0 Amp Motor**
For fast accurate cutting through the toughest materials.
- **Roller Bearing Miter Table System**
Miter table rotates on roller bearings rather than metal stampings for smooth operation.
- **Patented Detent Override Mechanism***
Allows for fine adjustment of miter angles within 1 degree of detents.
- **Wide Angle Capacity For Maximum Productivity**
Wide Miter Angle Range: Meters 51° to the Left, 59° to the Right.
- **Positive Detents For Quick, Accurate Cuts**
Positive Miter Detents: 0°, 15°, 22.5°, 30° and 45° Left & Right.
- **Electric Brake Eliminates Free Blade Spin**
- **Saw Head Lock For Convenient And Reliable Transportation**
- **Automatic Retracting Lower Blade Guard***
For high blade visibility and increased capacity.
- **Hardened Steel Helical Gearing**
- **Impact Resistant Glass Reinforced Nylon Motor Housing**
- **Die Cast, Machined Aluminum Construction**
- **Cutting Capacities**

Vertical Capacity (Baseboard against fence) 4-1/4"
Vertical Capacity (Crown Molding nested vertically) 5-1/2"
Horizontal Capacity (Baseboard lying flat) 3-7/8"

Dimensional Lumber

0° Miter/0° Bevel Cross-Cut 4" x 4"
0° Miter/0° Bevel Cross-Cut (Max Width) 2" x 6"
45° Miter/0° Bevel Cut 2" x 4"

*Patented

SPECIFICATIONS

CATALOG NUMBER	VOLTS AC ONLY	AMPS	NO LOAD SPEED (RPM)	ARBOR	NET WGT. LBS.	SHIP. WGT. LBS.
6490-6	120	15.0	4800	5/8"	31.5	37.0

STANDARD EQUIPMENT: 6490-6: 10" Carbide Tipped Blade, Dust Bag and Blade Wrench.

MITER SAW STANDS



CONTRACTOR WORK CENTER

48-08-0450 Includes 4 adjustable riser supports, 2 mounting clamps and hardware.

Hgt. 36", Lgth. 48"-114", Ship. Wgt. 52lbs.



TOOL STAND

48-08-0350 Includes cedar top, two mounting clamps and two riser supports. (Shown above with Sliding Miter Saw 6496-6.)

Hgt. 36", Lgth. 48", Ship. Wgt. 38 lbs.

FOR ALL MITER SAWS INCLUDING COMPOUND SLIDERS

- **Portable Work Center**
- **Tubular Steel Rail Table Legs**
- **Fold-Up, Self Locking Legs**
- **Adjustable Work Supports**
- **Universal Bench Top Tool Mounting Clamps**
- **Durable 16 Ga. Steel Construction**
Hold up to 500 lbs.

RISER SUPPORTS FOR TOOL STANDS

48-08-0360 1 per package. (for 48-08-0350 only).
48-08-0365 1 per package. (for 48-08-0450 only).

MOUNTING CLAMPS FOR TOOL STAND


48-08-0380 2 per package.



HEAVY-DUTY 15.0 AMP, 8" PANEL SAW

THE QUICK AND EASY WAY TO CUT UP TO
4' x 8' SECTIONS OF PANELING TO SIZE

6480-20



PANEL SAW FEATURES

- All Steel Frame, Square Tubing Is Electrically Welded – It Will Not Warp Or Twist
- Innovative Horizontal Handle For Convenient ON/OFF Operation
- Lock-Off Capability With Padlock
- Heavy-Duty Commercial-Grade Paddle Switch For Durability And Long-Life
- Cutting Accuracy To Within 1/32" In Either Crosscutting Or Ripping Directions
- Powerful 15.0 Amp Milwaukee Built Motor
- Material Can Be Fed From Either Right Or Left Side Of Saw With Power Head Rotated To Correct Position
- Retractable Counter-Weight Assists In Smooth Pull Down And Return Of Saw Carriage
- Power Unit Can Be Easily Changed From Crosscutting To Ripping
- Removable Blade Guard For Easy Blade Changes
- Saw Carriage Moves Up And Down On Graphite Impregnated Nylon Roller Bearings Which Require No Lubrication
- Vertical And Horizontal Scales Provide Quick And Accurately Measured Cuts
- Heavy-Duty All Ball And Roller Bearing Power Unit
- Smooth Acting Roller Mechanism Allows Heavy Material To Gently Roll Through Machine
- Comes Complete With Rugged, Self-Support Stand That Folds Into The Unit For Easy Portability
- The Perfect Tool For:
 - Lumber Yards
 - Building Contractors
 - Building Material Suppliers
 - Cabinet Shops
 - Remodelers
 - Sign Shops
 - Rental Outlets

SPECIFICATIONS

CAT. NO.	AMPS	NO LOAD SPEED RPM	BLADE SIZE	ARBOR SIZE	CAPACITY (INCHES) THICKNESS	HEIGHT	OVERALL HEIGHT (IN.)	OVERALL LENGTH (IN.)	NET WGT. LBS.	SHIP. WGT. LBS.
6480-20	15.0	5800	8-1/4"	5/8"	1-3/4	50	70	60	170.0	175.0

STANDARD EQUIPMENT: FOR 6480-20 – Includes one 48-40-4152 Endurance Trim/Finish Saw Blade and On-Board Blade Wrench.
NOTE: This model is not recommended for panels larger than 4' x 8' and Accessory Extension Kit 49-22-8108 is recommended for ripping panels over 6' long.

ACCESSORIES

A. HOLD DOWN BAR KIT

49-22-8100 Holds thin, flexible material in place.

B. QUICK STOP GAUGING KIT

49-22-8102 Allows you to quickly and accurately position a sliding aluminum stop block without the need for a wrench. Best suited when custom cutting dimensions are always changing.

C. DUST COLLECTING KIT

Self-contained kit collects dust and debris. Consists of blade guard, dust tube, vinyl hose and roller assembly. Vacuum not included.

49-22-8105 For 6480-20.

D. WHEEL KIT

49-22-8106 Includes two wheels and allows the Panel Saw to be wheeled from one location to another.

E. EXTENSION KIT

49-22-8108 Should be purchased whenever material over 6' in length will be cut frequently. Extends the roller material carriage 18" on each end, making the overall roller material carriage 8' in length.

F. MID-WAY FENCE KIT

49-22-8110 Allows you to cut small panels waist high on the panel saw frame. System includes both right and left hand sides. 30" rulers, a manual stop block and quick change wood fences.

MOTOR UPGRADE KIT FOR 6480

48-50-0030 Includes 15.0 Amp motor, 20.0 Amp paddle switch, handle, blade guard, saw base and mounting hardware.


REPLACEMENT 15A MOTOR ASSEMBLY

6486-20 For panel saw 6480-20. Includes motor unit, industrial switch and mounting brackets.

ENDURANCE® BLADES

Extra long life, construction and finishing blades. Carbide C3 grade micro ground teeth stay super sharp.

CAT. NO.	DESCRIPTION	NO. OF TEETH	KERF THICKNESS
48-40-4148	Framing/Ripping	18	.071"
48-40-4150	Rip/Crosscut	24	.071"
48-40-4152	Trim/Finish	40	.071"
48-40-4154	Rip/Crosscut	24	.122"
48-40-4156	Trim/Finish	40	.122"
48-40-4158	Trim/Finish	60	.122"



HEAVY-DUTY ENDURANCE® BLADES

CONSTRUCTION AND FINISHING ENDURANCE BLADES

CATALOG NUMBER	NUMBER OF TEETH	MAX RPM	TOOTH MATERIAL	DESCRIPTION	KERF THICKNESS
5-3/8" BLADE-LEFT					
48-40-4100†	18	7000	Carbide	Framing/Ripping	.063"
48-40-4104†	36	7000	Carbide	Trim/Finish	.063"
6-1/2" BLADE-LEFT					
48-40-4108*	24	7000	Carbide	Framing/Ripping	.063"
48-40-4112*	40	7000	Carbide	Trim/Finish	.063"
7-1/4" BLADE-LEFT					
48-40-4115◇	16	7000	Carbide	Framing/Ripping	.071"
48-40-4119◇	24	7000	Carbide	Rip/Crosscut	.071"
48-40-4125◇	40	7000	Carbide	Trim/Finish	.071"
7-1/4" BLADE-RIGHT					
48-40-4116◇	16	7000	Carbide	Framing/Ripping	.071"
48-40-4120◇	24	7000	Carbide	Rip/Crosscut	.071"
48-40-4126◇	40	7000	Carbide	Trim/Finish	.071"
48-40-4128◇	24	7000	Carbide	Rip/Crosscut	.106"
48-40-4130◇	40	7000	Carbide	Trim/Finish	.106"
48-40-4132◇	48	7000	Carbide	Non-Ferrous Metal Cut	.106"
48-40-4134	26	7000	Steel	Rip/Crosscut	.106"
48-40-4136	40	7000	Steel	Rip/Crosscut	.106"
48-40-4138	140	7000	Steel	Plywood/Paneling	.106"
48-40-4140◇	-	7000	Steel	Ferrous Metal Cut	.106"
8-1/4" BLADE-RIGHT					
48-40-4148◇	18	7000	Carbide	Framing/Ripping	.071"
48-40-4150◇	24	7000	Carbide	Rip/Crosscut	.071"
48-40-4152◇	40	7000	Carbide	Trim/Finish	.071"
48-40-4154◇	24	7000	Carbide	Rip/Crosscut	.122"
48-40-4156◇	40	7000	Carbide	Trim/Finish	.122"
48-40-4158	60	7000	Carbide	Trim/Finish	.122"
10" BLADE-RIGHT					
48-40-4160	24	6000	Carbide	Framing/Ripping	.122"
48-40-4162	40	6000	Carbide	Trim/Finish	.122"
48-40-4164	60	6000	Carbide	Trim/Finish	.122"
48-40-4166	80	6000	Carbide	Trim/Finish	.122"
48-40-4168	80	6000	Carbide	Non-Ferrous Metal Cut	.122"
10-1/4" BLADE-RIGHT					
48-40-4170	28	6000	Carbide	Rip/Crosscut	.122"
48-40-4172	40	6000	Carbide	Trim/Finish	.122"

◇ Includes diamond knockout

† 10mm arbor hole. All others have 5/8" arbor holes.

* Alternate Top Bevel (ATB) produces a high quality finish cut.

ENDURANCE®

- Extra Long Life
- Fast Cutting
- Straight Accurate Cuts
- Regular Or Thin Kerf
- Resists Bending And Twisting



25-PACK OF ENDURANCE BLADES

48-40-4123

7-1/4", 24 Carbide Teeth, 7000 max. r.p.m.
For rip/crosscut applications.



HEAVY-DUTY METAL AND FIBER CEMENT SAW BLADES

6-1/2", 6-7/8", 8" AND 14" DRY CUT METAL AND FIBER CEMENT SAW



CATALOG NUMBER	DIAMETER	ARBOR	TEETH	MAX. RPM	TOOTH CARBIDE	HOOK ANGLE	KERF THICKNESS	APPLICATIONS			
								CUTS FERROUS METALS	CUTS ALUMINUM	CUTS BRASS	FIBER CEMENT
48-40-4005 ¹	6-1/2" (165 mm)	5/8	60	4200	YES	3	.075"		YES	YES	
48-40-4015 ¹	6-1/2" (165 mm)	5/8	48	4200	YES	0	.063"	YES			
48-40-4016 ⁴	6-7/8" (174 mm)	20mm	36	4200	YES	0	.065"	YES			
48-40-4025 ¹	6-1/2" (165 mm)	5/8	40	4200	YES	8	.063"				YES
48-40-4515 ²	8" (203 mm)	5/8	42	5000	YES	0	.073"	YES			
48-40-4520 ²	8" (203 mm)	5/8	50	5000	YES	-3	.073"	YES			
48-40-4530 ²	8" (203 mm)	5/8	60	5000	YES	10	.082"		YES	YES	
48-40-4540 ²	8" (203 mm)	5/8	60	5000	YES	10	.073"		YES	YES	
48-40-4505 ³	14" (356 mm)	1"	72	1800	YES	0	.084"	YES			
48-40-4510 ³	14" (356 mm)	1"	90	1800	YES	10	.084"	YES			

- Special resin-flooded vibration dampening slots reduce blade noise and "chatter," producing cooler, more accurate cuts.
- Tooth design provides ideal balance between cutting performance (speed/aggressiveness) and blade life.
- Rake angle optimized for recommended application material and thickness.
- Deep gullets provide rapid exit point for cut waste, provides faster cuts.

¹ Fits on Cordless Metal Cutting Saw models 6320-20 and 6320-21.
² Fits on 8" Metal Cutting Saw model 6370-20.
³ Fits on 14" Dry Cut-Off Machine model 6190-20.
⁴ Fits V28 6-7/8" Metal Cutting Saw model 0740-22.

HEAVY-DUTY DIAMOND BLADES AND ABRASIVE CUTTING WHEELS

DRY CUTTING DIAMOND BLADES



Use on 7-1/4" and 8-1/4" circle saws or 7" and 9" grinders with appropriate Type 1 guards. See page 155 for appropriate guard set-up.

PRECISION SHARPENED, CHROME PLATED, SMOOTH CUTTING

CATALOG NUMBER	BLADE DIA. INCHES	RIM THICKNESS	DESCRIPTION	ARBOR HOLE INCHES	MAXIMUM RPM
A 49-93-8020	7	.095	Continuous Rim	5/8", 7/8" or Diamond Knockout	7500
B 49-93-8025	8	.102	Continuous Rim	5/8", 7/8" or Diamond Knockout	7500

TYPE 1 PREMIUM ABRASIVE CUT-OFF WHEELS



TYPE 1 PREMIUM ABRASIVE CUT-OFF WHEELS FOR 7-1/4" CIRCULAR SAWS

High performance abrasive wheels specifically designed for use on 7-1/4" Circular Saws. Premium quality abrasive formulations for cutting applications in metal and masonry.

CAT. NO.	DIA.	THICKNESS	ARBOR DIA.	ABRASIVE TYPE	ABRASIVE SPECS.	APPLICATION	MAX. RPM SPEED	CASE QTY.
49-94-7050	7"	3/32"	5/8" \diamond	Aluminum Oxide	A24R	GENERAL PURPOSE-METAL	8730	25
49-94-7055	7"	1/8"	5/8" \diamond	Silicon Carbide	C24T	MASONRY	8730	25

\diamond Includes diamond knockout



HEAVY-DUTY T-SHANK ORBITAL JIG SAWS

6268-21 (KIT)
 • VARIABLE SPEED TRIGGER
 • 6.5 AMPS
 • 0-3000 SPM



**LED
FOR HIGH
VISIBILITY**



6276-21
 • POWERFUL 6.2 AMP MOTOR
 • VARIABLE SPEED CONTROL DIAL



- Heavy-Duty All Metal Gear Case
- 4-Position Orbital Selection Lever For Fast Ripping Or Precise Cutting
- Patented Quik-Lok Blade Change System
- Power Lock-On
- 9.5' Rubber Cord
- Counter Balance Mechanism For Smooth Operation
- Baffle Control With 10-Setting Dust Blower Adjustment
- 7-Setting Speed Dial Control (500-3000 SPM) For Cutting A Variety Of Materials (Dial is on trigger on model 6268-21)
- Die Cast Aluminum Shoe For Strength And Durability, With Plastic Shoe Cover That Won't Mar Surfaces
- Keyless Bevel Shoe Adjustment - 45 Degrees In Both Directions
- Built-in Dust Collection Port Allows Attachment To Vacuum
- Large Convenient On/Off Switch
- Utilizes T-Shank Blades



EXCLUSIVE 6268-21 FEATURES

- 6.5 Amp Milwaukee Built Motor
- Variable Speed Trigger For Ultimate Speed Control
- LED Light For Best Visibility Of Cutting Line
- Roller Blade Guide For Blade Stability And Precision Cutting
- 0-3000 Strokes Per Minute, Plus Speed Dial Located In Trigger For Repetitive Cuts.
- 9-Position Dust Blower That Clears Away Chips And Debris
- Cushion Grip For Ultimate User Comfort

EXCLUSIVE 6276-21 FEATURES

- 6.2 Amp
- Low Position Roller Guide For Blade Stability And Precision Cutting

SPECIFICATIONS

CATALOG NUMBER	SPEED TYPE	VOLTS	AMPS	STROKES PER MINUTE	LENGTH INCHES	WIDTH INCHES	HEIGHT INCHES	NET WGT. LBS.*	SHIP. WGT. LBS.
6268-21	VARIABLE TRIGGER	120 AC ONLY	6.5	0-3000	9.5	2-3/4	8-1/4	6.35	8.8
6276-21	VARIABLE DIAL	120 AC ONLY	6.2	500-3000	11-3/4	3	7-1/2	5.0	8.4

STANDARD EQUIPMENT: FOR 6268-21 AND 6266-22 Anti-Splintering Device, Two Accessory Blades, Plastic Shoe Cover and Impact Resistant Carrying Case. FOR 6276-21 Anti-Splintering Device, Two Accessory Blades, Plastic Shoe Cover and Impact Resistant Carrying Case.

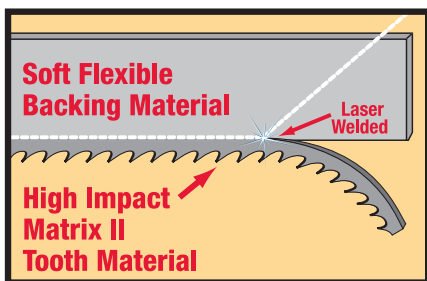
*Includes Cord

ACCESSORIES

	USE WITH THESE TOOLS:			DESCRIPTION
	6268-21 6276-21 6266-22	6266-21	6256-6	
ANTI-SPLINTERING DEVICE	48-08-0531	48-08-0530		For clean cutting edge. 3 per package.
PLASTIC SHOE COVER	48-08-0533	48-08-0532		Prevents scratches on delicate surfaces. Quick and easy to mount on tool.
VACUUM MANIFOLD AND HOSE	48-09-1040	48-09-1030		For vacuum assisted dust collection. Quick and easy to fasten on tool. Keeps work piece and air clean of chips and dust.
COMBINATION RIP AND CIRCLE GUIDE	49-22-4250	-		Produces accurate parallel and circle cuts.
IMPACT RESISTANT CARRYING CASE	48-55-6250	-		Conveniently stores saw and accessories. For 6266-22 and 6276-21 models only.
RIP FENCE			49-22-4090	For accurate straight cuts. For 6256-6 only. (Optional equipment.)
STEEL CARRYING CASE			48-55-1077	Optional equipment. For 6256-6. Also for previous models 6245, 6246 and 6255.



HEAVY-DUTY T-SHANK JIG SAW BLADES



- BI-METAL:**
 Super hard wear resistant high speed steel (tooth area) *laser* welded to a flexible spring steel backing material.
- Benefit:**
 Retains tooth hardness at high temperatures for metal cutting applications. Bi-metal construction allows the blade to flex and absorb impact without breaking while cutting nail embedded wood.
- HIGH SPEED STEEL:**
 Tough durable tool steel blade with high tooth hardness.
- Benefit:**
 Good general purpose metal cutting blade where blade flex or bending is minimal.
- HIGH CARBON STEEL:**
 Tough durable carbon alloy blade with good tooth hardness and more flexibility than high speed steel.
- Benefit:**
 Excellent economical wood and plastic cutting blade with good flexibility.



T-SHANK BLADES FIT JIG SAWS 6266-6, 6266-21, 6266-22, 6267-20, 6267-21, 6268-21, 6276-6 AND 6276-21 AND OTHER POPULAR BRANDS

	CATALOG NUMBER	QUANTITY PER PKG.	BLADE MATERIAL*	TEETH PER INCH	TOOTH TYPE	LENGTH (INCHES)	WIDTH (INCHES)	RECOMMENDED USE
GENERAL PURPOSE								
	48-42-5300	5	Bi-Metal	6	Milled & Set	4	9/32	Fast cutting, nail embedded wood
	48-42-5310	5	Bi-Metal	10	Milled & Set	4	9/32	Fast cutting, nail embedded wood
	48-42-5390	5	Bi-Metal	12	Milled, Wavy Set	3	3/16	Scroll cutting in wood & metal
	48-42-5200	5	High Carbon Steel	6	Milled & Set	4	9/32	Very fast rough cutting, wood
	48-42-5220	5	High Carbon Steel	8	Milled & Set	4	9/32	Fast straight cutting, wood
WOOD CUTTING								
	48-42-5302	5	Bi-Metal	6	Taper Ground	4	9/32	Very fast clean cutting
	48-42-5311	5	Bi-Metal	10	Taper Ground	4	9/32	Fast clean cutting
	48-42-5385	5	Bi-Metal	20	Taper Ground	3	3/16	Scroll cutting in wood & laminates
	48-42-5421	5	High Carbon Steel	6	Ground & Set	4	9/32	Very fast rough cutting
	48-42-5500	5	High Carbon Steel	6	Taper Ground	4	9/32	Very fast clean cutting
	48-42-5512	5	High Carbon Steel	6	Ground & Set	4	1/4	Very fast, rough curve cutting
	48-42-5240	5	High Carbon Steel	10	Taper Ground	4	9/32	Clean cutting
	48-42-5540	5	High Carbon Steel	10	Taper Ground	4	9/32	Reverse tooth, no top splinters
	48-42-5640	5	High Carbon Steel	12	Milled, Wavy Set	3	5/32	Clean scroll cutting
METAL CUTTING								
	48-42-5850	5	Bi-Metal	8	Milled & Set	4	9/32	Aluminum, non-ferrous metals
	48-42-5190	5	Bi-Metal	14	Milled, Wavy Set	3	9/32	Thick metal over 1/4 inch thick
	48-42-5192	5	Bi-Metal	14	Milled, Raker Set	5-1/4	9/32	Thick metal, tubing, etc.
	48-42-5121	5	Bi-Metal	18	Milled, Wavy Set	3	9/32	Metal over 1/8 inch thick
	48-42-5161	5	Bi-Metal	24	Milled, Wavy Set	3	9/32	Metal under 1/8 inch thick
	48-42-5166	5	Bi-Metal	24	Milled, Wavy Set	5-1/4	9/32	Thin metal under 1/8 inch thick
	48-42-5101	5	High Speed Steel	14	Milled, Wavy Set	3	9/32	Metal over 1/4 inch thick
SPECIAL APPLICATION								
	48-42-5700	5	High Carbon Steel	Knife	—	4	9/32	Rubber & foam materials



5 PACK "T" SHANK BLADE ASSORTMENT
 49-22-1178 includes blades 48-42-5121
 48-42-5161
 48-42-5190
 48-42-5300
 48-42-5310



Metal Cutting
 Metal Cutting
 Metal Cutting
 General Purpose
 General Purpose



5 PACK "U" SHANK BLADE ASSORTMENT
 49-22-1168

Optional equipment. Consists of one each blades Nos. 48-42-2120, 48-42-2160, 48-42-2190, 48-42-2300 and 48-42-2310 with 1/4" universal tang.





HEAVY-DUTY U-SHANK JIG SAW BLADES



U-SHANK BLADES FIT PREVIOUS JIG SAW MODEL 6256-6 AND OTHER POPULAR BRANDS

	CATALOG NUMBER	QUANTITY PER PKG.	BLADE MATERIAL *	TEETH PER INCH	TOOTH TYPE	LENGTH (INCHES)	WIDTH (INCHES)	RECOMMENDED USE
GENERAL PURPOSE								
	48-42-2300	5	Bi-Metal	6	Milled & Set	4	9/32	Fast cutting, nail embedded wood
	48-42-2310	5	Bi-Metal	10	Milled & Set	4	9/32	Fast cutting, nail embedded wood
	48-42-2390	5	Bi-Metal	12	Milled, Wavy Set	2-3/4	3/16	Scroll cutting in wood & metal
	48-42-0200	5	High Carbon Steel	6	Milled & Set	4	9/32	Very fast rough cutting, wood
	48-42-0220	5	High Carbon Steel	8	Milled & Set	4	9/32	Fast straight cutting, wood
WOOD CUTTING								
	48-42-2302	5	Bi-Metal	6	Taper Ground	4	9/32	Very fast clean cutting
	48-42-2311	5	Bi-Metal	10	Taper Ground	4	9/32	Fast clean cutting
	48-42-2385	5	Bi-Metal	20	Taper Ground	2-3/4	3/16	Scroll cutting in wood & laminates
	48-42-0421	5	High Carbon Steel	6	Ground & Set	4	9/32	Very fast rough cutting
	48-42-0500	5	High Carbon Steel	6	Taper Ground	4	9/32	Very fast clean cutting
	48-42-0240	5	High Carbon Steel	8	Taper Ground	3-1/8	7/32	Clean cutting
	48-42-0540	5	High Carbon Steel	10	Taper Ground	4	9/32	Straight clean cutting
	48-42-0640	5	High Carbon Steel	10	Taper Ground	4	9/32	Reverse tooth, no top splinters
	48-42-0650	5	High Carbon Steel	12	Milled, Wavy Set	2-3/4	5/32	Clean scroll cutting
METAL CUTTING								
	48-42-0850	5	Bi-Metal	8	Milled & Set	4	9/32	Aluminum, non-ferrous metals
	48-42-2190	5	Bi-Metal	14	Milled, Wavy Set	3-5/8	9/32	Thick metal over 1/4 inch thick
	48-42-2192	5	Bi-Metal	14	Milled, Raker Set	5	9/32	Thick metal, tubing, etc.
	48-42-2120	5	Bi-Metal	18	Milled, Wavy Set	2-3/4	9/32	Metal over 1/8 inch thick
	48-42-2160	5	Bi-Metal	24	Milled, Wavy Set	2-3/4	9/32	Metal under 1/8 inch thick
	48-42-2166	5	Bi-Metal	24	Milled, Wavy Set	5	9/32	Thin metal under 1/8 inch thick
	48-42-0101	5	High Speed Steel	14	Milled, Raker Set	2-3/4	9/32	Metal over 1/4 inch thick
	48-42-0120	5	High Speed Steel	18	Milled, Wavy Set	2-3/4	9/32	Metal over 1/8 inch thick
	48-42-0140	5	High Speed Steel	24	Milled, Wavy Set	2-3/4	9/32	Metal under 1/8 inch thick
SPECIAL APPLICATION								
	48-42-0700	5	High Carbon Steel	Knife	—	3-5/8	9/32	Rubber & foam materials
	48-42-0801	5	Carbide-Tipped	Grit	—	2-3/4	5/16	Ceramics, tile

◆ = Available in 1000 pack quantities. See your MILWAUKEE distributor or representative for further information.

JIG SAW BLADE SELECTION GUIDE

TYPE OF CUTTING	WOOD								METAL				PLASTICS		RUBBER	
	HARD & SOFT WOOD		CHIPBOARD		LAMINATES	PLYWOOD		NAIL EMBEDDED		SHEET METAL	MILD STEEL	NON-FERROUS METALS	PLASTICS & FIBERGLASS		RUBBER & FOAM BOARD	
SHANK TYPE	"U"	"T"	"U"	"T"	"U"	"T"	"U"	"T"	"U"	"T"	"U"	"T"	"U"	"T"	"U"	"T"
STRAIGHT	48-42-0220	48-42-5220	48-42-0500	48-42-5302	48-42-0500	48-42-5500	48-42-0240	48-42-5240	48-42-2300	48-42-5300	48-42-2120	48-42-5121	48-42-0101	48-42-5101	48-42-0801	48-42-5311
	48-42-0421	48-42-5240	48-42-2302	48-42-5500					48-42-2310	48-42-5310	48-42-2160	48-42-5161	48-42-2120	48-42-5121	48-42-0850	48-42-5311
	48-42-0500	48-42-5300							48-42-2300	48-42-5300	48-42-2160	48-42-5161	48-42-2160	48-42-5161	48-42-2311	48-42-5850
	48-42-0540	48-42-5421									48-42-2190	48-42-5190	48-42-2190	48-42-5190		
	48-42-2300	48-42-5500														
CURVE/SCROLL	48-42-0512	48-42-5385	48-42-0650	48-42-5512	48-42-2385	48-42-5385	48-42-2385	48-42-5385	48-42-2390	48-42-5390	48-42-2390	48-42-5390	48-42-2390	48-42-5390	48-42-0512	48-42-5512
	48-42-0650	48-42-5512	48-42-0512	48-42-5640											48-42-0650	48-42-5640
	48-42-2385	48-42-5640														
THICK MATERIAL	48-42-0421	48-42-5300	48-42-0500	48-42-5302	48-42-0500	48-42-5500	48-42-0500	48-42-5500	48-42-2300	48-42-5300	48-42-2120	48-42-5121	48-42-0101	48-42-5101	48-42-0850	48-42-5302
	48-42-0500	48-42-5302	48-42-2302	48-42-5500					48-42-2160	48-42-5161	48-42-2166	48-42-5166	48-42-0850	48-42-5850	48-42-2302	48-42-5850
	48-42-2300	48-42-5421							48-42-2166	48-42-5166	48-42-2190	48-42-5190				
	48-42-2302	48-42-5500														
THIN MATERIAL	48-42-0240	48-42-5240	48-42-0240	48-42-5240	48-42-0640	48-42-5540	48-42-2310	48-42-5310	48-42-2310	48-42-5310	48-42-2160	48-42-5161	48-42-2120	48-42-5121	48-42-0640	48-42-5311
	48-42-2310	48-42-5310	48-42-2311	48-42-5311			48-42-2385	48-42-5385					48-42-2120	48-42-5121	48-42-0801	48-42-5540
	48-42-2311	48-42-5311											48-42-2120	48-42-5121	48-42-2311	48-42-5801
	48-42-2385	48-42-5385														
FINE FINISH	48-42-0540	48-42-5240	48-42-0500	48-42-5240	48-42-0640	48-42-5540	48-42-0540	48-42-5240	48-42-2310	48-42-5310					48-42-0540	48-42-5240
	48-42-2311	48-42-5311	48-42-0540	48-42-5302	48-42-2385	48-42-5385	48-42-2385	48-42-5385	48-42-2311	48-42-5311					48-42-2311	48-42-5311
	48-42-2385	48-42-5500	48-42-2302	48-42-5500												
COARSE FINISH	48-42-0200	48-42-5200	48-42-0421	48-42-5421	48-42-0421	48-42-5421	48-42-0220	48-42-5220	48-42-2300	48-42-5300	48-42-2192	48-42-5192	48-42-2192	48-42-5192	48-42-0200	48-42-5200
	48-42-0421	48-42-5300							48-42-2302	48-42-5302				48-42-0220	48-42-5220	
	48-42-2300	48-42-5421												48-42-0801		

"U" = Universal shank blades "T" = T-shank blades



HEAVY-DUTY ORBITAL FINISHING SANDERS

6016-6



6017-6

• DUST BAG INCLUDED



6018-6

• PSA PAD AND DUST BAG INCLUDED



6019-6

• HOOK AND LOOP PAD AND DUST BAG INCLUDED



EXCLUSIVE 6016-6 AND 6017-6 FEATURES:

- Uses 1/4 Of Standard 9" x 11" Sandpaper
- Fast Finish Sanding—13,000 Orbits/Min. 1/16" Diameter Of Orbit
- Ball Bearing Construction
- Designed For One Hand Operation
- Rocker Type On/Off Switch
- Fast Sandpaper Change With Lever Type Clamps
- Built For Continuous Production Use
- 8' 2-Wire Rubber Cord

EXCLUSIVE 6018-6 AND 6019-6 FEATURES:

- **Random Orbit Design**
Features free floating sanding pad for random rotation and a fine, swirl-free finish. Ideal for all types of finish sanding.
- **Ball Bearing Construction**
- **Engineered To Reduce Vibration**
- **Dust Pick-Up With Collector Bag Provided**
- **Rocker Type Switch With On/Off Guard**
- **Uses Standard 5" Diameter Sanding Discs With 8 Holes**
- **8' 2-Wire Rubber Cord**

SPECIFICATIONS

CATALOG NUMBER	DESCRIPTION	SANDPAPER REQUIRED	PAD SIZE	VOLTS AC ONLY	AMPS	ORBITS PER MIN. (NO LOAD)	DIAMETER OF ORBIT	NET WGT. LBS.	SHIP WGT. LBS.
6016-6	WITHOUT DUST COLLECTOR	1/4 SHEET	4-1/4" x 4"	115	1.8	13,000	1/16"	2.9	3.3
6017-6	WITH DUST COLLECTOR	1/4 SHEET	4-1/4" x 4"	115	1.8	13,000	1/16"	2.8	3.5
6018-6	WITH DUST COLLECTOR	PSA—NO HOLE OR 8 HOLE	5"	115	1.8	12,000	3/32"	2.9	3.5
6019-6	WITH DUST COLLECTOR	HOOK AND LOOP—NO HOLE OR 8 HOLE	5"	115	1.8	12,000	3/32"	2.9	3.5

STANDARD EQUIPMENT: FOR 6016-6 - Orbital Finishing Sander. FOR 6017-6 - Orbital Finishing Sander, Dust Collector Bag and Punch Plate. FOR 6018-6 - Orbital Finishing Sander, PSA Pad and Dust Collector Bag. FOR 6019-6 - Orbital Finishing Sander, Hook and Loop Pad and Dust Collector Bag.

ACCESSORIES

SANDPAPER FOR RANDOM ORBIT SANDERS

CATALOG NUMBER	GRIT	SANDPAPER HOOK AND LOOP	QUANTITY PER PACK
48-80-4300	60	5" WITH 8 HOLES	5
48-80-4305	80	5" WITH 8 HOLES	5
48-80-4310	120	5" WITH 8 HOLES	5
48-80-4315	180	5" WITH 8 HOLES	5
48-80-4320	240	5" WITH 8 HOLES	5
48-80-4325*	60	6" WITH 16 HOLES	5
48-80-4330*	80	6" WITH 16 HOLES	5
48-80-4335*	120	6" WITH 16 HOLES	5
48-80-4340*	180	6" WITH 16 HOLES	5
48-80-4345*	240	6" WITH 16 HOLES	5

DUST COLLECTOR BAG

48-09-0310 Keeps work area clean with constant dust pick up. Zippered bag empties easily.

PUNCH PLATE

49-80-2050 Punctures attached sandpaper allowing for dust removal.



ADAPTER, VACUUM HOSE

48-03-0100 For attaching 1-1/2" vacuum hose 48-09-1020.

PSA REPLACEMENT PADS

49-36-7070 Pad Size 5" - 8 hole pad

HOOK AND LOOP REPLACEMENT PADS

49-36-7075 Pad Size 5" - 8 hole pad



VACUUM HOSE

48-09-1020 For attaching to vacuum.

*For use on previous models 6020-20 (6"), 6025-20 (5").



HEAVY-DUTY 4" BELT SANDER AND ORBITAL SANDER

5936

- 4" X 24" BELT SANDER
- 10 AMP, 1,400 SFPM
- DUST BAG INCLUDED



4" x 24" BELT SANDER WITH DUST BAG

- Heavy-Duty 10.0 Amp Motor For Fast Sanding and Continuous Use
- Weight Is Centered Directly Over Base For Control/ Balance
- Belt Release Lever For Quick Belt Change
- Rubber Coated Rear Pulley For full traction under heavy pressure.
- Impact Resistant Glass Reinforced Nylon Construction
- Large Dust Collector Bag For constant, powerful dust pick-up. Out of way—empties easily.
- Sands Flush

6010-6

- 1/2 SHEET ORBITAL SANDER
- 5 AMP, 12,000 ORBITS/MIN.



1/2 SHEET ORBITAL SANDER

- Powerful 5.0 Amp Motor For heavy sanding.
- 12,000 Orbits /Min. For fast removal, blemish free surfaces.
- For Continuous Production Use
- Designed For 1 Or 2 Hand Control
- Impact Resistant Reinforced Nylon Housing And Handles
- Precision Engineered For Low Vibration

SPECIFICATIONS

CATALOG NUMBER	PAD SIZE (INS.)	BELT SIZE (INS.)	VOLTS AC/DC	AMPS	ORBITS PER MIN. (NO LOAD)	BELT SPEED SFPM	DIAMETER OF ORBIT (INS.)	LENGTH (INS.)	WIDTH (INS.)	HEIGHT (INS.)	NET WGT. (LBS.)	SHIP. WGT. (LBS.)
5936	—	4	120	10.0	—	1400	—	10-1/2	6-1/2	16-1/2	14.5	17.3
6010-6	4-1/2 x 9-1/4	—	120	5.0	12,000	—	1/8	11-1/2	4-1/2	7	7.0	8.0

STANDARD EQUIPMENT: FOR 5936 – Sander and (1) 80 Grit Sanding Belt. FOR 6010-6 – Sander only.

ACCESSORIES

BELT SANDER

OPEN COAT SANDING BELTS FOR BELT SANDERS

CATALOG NUMBER	SIZE (INS.)	BELTS PER PKG.	GRIT	TYPE	USE
49-37-4036	4 x 24	10	36	COARSE	For fast sanding of wood and non-ferrous materials.
49-37-4060	4 x 24	10	60	MEDIUM	For general smoothness of wood or metal.
49-37-4080	4 x 24	10	80	MEDIUM	For general smoothness of wood or metal.
49-37-4100	4 x 24	10	100	FINE	For fine smoothness of wood or metal.
49-37-4120	4 x 24	10	120	FINE	For finish work on wood or metal.



SELF STICKING REPLACEMENT PADS (Optional)


Pads which accept adhesive-backed sandpaper are standard equipment. It is your choice to use standard paper with pad clamps or self stick paper.

49-22-0052 For 6010-6 Sander.

EXTRA FIRM BACKING PAD KITS (Optional)

49-22-0043 For 6010-6 Sander.

ORBITAL SANDER



DUST PICK UP KIT (Optional)

48-09-0300 Kit snaps on and is ready for sanding in seconds. Only for use with the No. 6010-6 sander.

DUST COLLECTOR BAG

42-16-0535 For model 5936.



HEAVY-DUTY 5" RANDOM ORBITAL SANDER

6125

- 5" DIA. (5/32" ORBIT DIA.)
- 5.5 AMPS, 10,000 ORBITS/MIN



- **Powerful 5.5 Amp Motor**
With Large 5/32" Orbit Diameter For Fast, Aggressive Material Removal.
- **Convenient Paddle Switch and 3-Position Handle**
Provides Comfort And Control.
- **All Ball and Roller Bearings**
For Long Life.
- **Uses Pressure Sensitive Adhesive (PSA) Sanding Discs**

SPECIFICATIONS

CATALOG NUMBER	VOLTS AC-DC	AMPS	ORBITS PER MINUTE (NO LOAD)	LENGTH (INS.)	WIDTH (INS.)	HEIGHT (INS.)	NET WGT. (LBS.)	SHIP. WGT. (LBS.)
6125	120	5.5	10,000	12.0	5	6	5.0	6.0

STANDARD EQUIPMENT: 6125 – Includes three Sandpaper Discs (one each of 80, 120 and 180 grit) and 3/4" Wrench No. 49-96-4078.

ACCESSORIES

RANDOM ORBIT SANDER CONVERSION KITS

Convert your MILWAUKEE 4-1/2", 5" or 6" Sander/Grinder to a Random Orbit Sander. Regular kits fit other competitive 4-1/2" and 5" Sander/Grinders.



REGULAR CAT. NO.	KIT SIZE	THREAD SIZE	CONVERTS/MODELS	TO
49-36-7000	5"	5/8"-11	6140, 6141, 6142, 6148-6, 6149-6, 6151, 6149-20, 6153-20, 6154-20, 6155-20, 6156-20 and 6160-20	Standard Pad without dust pick-up holes
49-36-7010	6"	5/8"-11		Standard Pad without dust pick-up holes

RANDOM ORBIT SANDER PADS

Standard Pad (see A, B below) – Good for general purpose flat sanding applications.



ITEM	CATALOG NO.	DESCRIPTION
A.	49-36-7030	5" Standard Pad
B.	49-36-7040	6" Standard Pad

PSA SANDPAPER DISC SELECTOR CHART

REGULAR				WITH HOLES (5"–5 HOLES, 6"–6 HOLES)				DIA.	GRIT	WT.	MATERIAL	APPLICATION
CAT. NO.	QTY.	CAT. NO.	QTY.	CAT. NO.	QTY.	CAT. NO.	QTY.					
48-80-1000	10	48-80-1035	50	48-80-1200	10	48-80-1235	50	5"	80	D	Aluminum Oxide	Rough sanding and stripping of painted and rusted surfaces.
48-80-1005	10	48-80-1040	50	48-80-1205	10	48-80-1240	50	5"	100	A	Silicon Carbide	Intermediate sanding and minor surface imperfections.
48-80-1010	10	48-80-1045	50	48-80-1210	10	48-80-1245	50	5"	120	A	Silicon Carbide	
48-80-1015	10	48-80-1050	50	48-80-1215	10	48-80-1250	50	5"	150	A	Silicon Carbide	
48-80-1020	10	48-80-1055	50	48-80-1220	10	48-80-1255	50	5"	180	A	Silicon Carbide	Fine sanding prior to staining, priming or sealing.
48-80-1025	10	48-80-1060	50	48-80-1225	10	48-80-1260	50	5"	220	A	Silicon Carbide	
48-80-1030	12	–	–	48-80-1230	12	–	–	5"	–	–	–	Assortment Pack containing two each of the above 5" discs.
48-80-1100	10	48-80-1135	50	48-80-1300	10	48-80-1335	50	6"	80	D	Aluminum Oxide	Rough sanding and stripping of painted and rusted surfaces.
48-80-1105	10	48-80-1140	50	48-80-1305	10	48-80-1340	50	6"	100	A	Silicon Carbide	Intermediate sanding and minor surface imperfections.
48-80-1110	10	48-80-1145	50	48-80-1310	10	48-80-1345	50	6"	120	A	Silicon Carbide	
48-80-1115	10	48-80-1150	50	48-80-1315	10	48-80-1350	50	6"	150	A	Silicon Carbide	
48-80-1120	10	48-80-1155	50	48-80-1320	10	48-80-1355	50	6"	180	A	Silicon Carbide	Fine sanding prior to staining, priming or sealing.
48-80-1125	10	48-80-1160	50	48-80-1325	10	48-80-1360	50	6"	220	A	Silicon Carbide	
48-80-1130	12	–	–	48-80-1330	12	–	–	6"	–	–	–	Assortment Pack containing two each of the above 6" discs.

5625-20

• 3-1/2 MAX HP EVS
PRODUCTION ROUTER



- Patent Pending Linear Depth Adjustment System With Above-The-Table Access
- Fine Adjustment Within 1/64"
- 100% Sealed Ball Bearing Construction



5625-20 FEATURES

- 15.0 Amp, 3-1/2 Maximum Horsepower Milwaukee Motor
- 36-Speed Electronic Variable Speed (10,000-22,000 RPM) With Soft Start
- Electronic Feedback Circuitry Maintains Speed And Power Under Load
- Large Tactile Grip Side Handles For Comfort And Control
- Convenient Motor Lock Lever And Motor Release Button For Secure, Accurate Cuts
- Motor Contamination Shield Minimizes contamination damage without sacrificing airflow

5619-20

• 1-3/4 MAX HP
D-HANDLE ROUTER



5619-20 FEATURES

- 11.0 Amp, 1-3/4 Maximum Horsepower Milwaukee Motor (24,000 RPM)
- Tactile Soft-Grip D-Handle
- Multi-Position Tactile Side Handle For Comfort And Control

MOTORS ONLY (Less Router Base)

5619-29 MOTOR For 1-3/4 Max HP D-Handle Unit
Includes two 1-1/8" collet wrenches, 1/2" collet, 1/4" collet.



5625-29 MOTOR For 3-1/2 Max HP EVS Production Unit
Includes two 1-1/8" collet wrenches, 1/2" collet.



SPECIFICATIONS

CATALOG NUMBER	VOLTS	MAX H.P.	AMPS	NO LOAD SPEED RPM	COLLET CAPACITY	DEPTH ADJUSTMENT RANGE	SUB BASE DIAMETER	OVERALL HEIGHT	NET WGT. LBS.	SHIP. WGT. LBS.
5619-20	120 AC/DC	1.75	11.0	24,000	1/4", 1/2"	1-21/32"	6"	8-1/2"	9.2	11.5
5625-20	120 AC	3.5	15.0	10,000-22,000	1/4", 1/2"	1-21/32"	7"	9-1/4"	11.8	15.4

Standard Equipment: For 5619-20 Includes: D-Handle Router, Two 1-1/8" Collet Wrenches, 1/2" Collet, 1/4" Collet. For 5625-20: Production EVS Router, Two 1-1/8" Collet Wrenches, 1/2" Collet, T-Handle Height Wrench and 2-1/2" Clear Sub-Base



HEAVY-DUTY BODYGRIP® ROUTERS

BODYGRIP® ROUTER

5616-20

- 2-1/4 MAX HP EVS BODYGRIP® ROUTER



5616-21

- 2-1/4 MAX HP EVS BODYGRIP® ROUTER KIT



5615-20

- 1-3/4 MAX HP BODYGRIP® ROUTER



5615-21

- 1-3/4 MAX HP BODYGRIP® ROUTER KIT



- Exclusive Tactile BodyGrip® With Adjustable Handstrap
- Patent Pending Linear Depth Adjustment System With Above-The-Table Access
- 100% Sealed Ball Bearing Construction
- Multi-Position Tactile Grip Side Handles For Comfort And Control
- Durable Machined Aluminum Motor Housing And Base



EXCLUSIVE 5616-20 & 5616-21 FEATURES

- 2-1/4 Maximum Horsepower EVS Milwaukee Motor
- 13.0 Amp
- Electronic Variable Speed (10,000 - 24,000 Rpm) With Soft-Start
- Premium Motor Feedback Circuitry Maintains Speed And Power Under Load
- Motor Contamination Shield Minimizes contamination damage without sacrificing airflow.

5615-20 & 5615-21 FEATURES

- 1-3/4 Max Horsepower Milwaukee Motor
- 11.0 Amp, 24,000 RPM

EXCLUSIVE 5615-21 & 5616-21 FEATURES

- Integral RouterStation™

Case includes removable base for convenient, reliable router storage. Fastens quickly and securely to any surface.



MOTORS ONLY

(Less Router Base)

5615-29 MOTOR

For 1-3/4 Max HP BodyGrip® Unit
Includes two 1-1/8" collet wrenches, 1/2" collet, 1/4" collet.



5616-29 MOTOR

For 2-1/4 Max HP BodyGrip® Unit
Includes two 1-1/8" collet wrenches, 1/2" collet, 1/4" collet.



SPECIFICATIONS

CATALOG NUMBER	VOLTS	MAX H.P.	AMPS	NO LOAD SPEED RPM	COLLET CAPACITY	DEPTH ADJUSTMENT RANGE	SUB BASE DIAMETER	OVERALL HEIGHT	NET WGT. LBS.	SHIP. WGT. LBS.
5615-20	120 AC/DC	1.75	11.0	24,000	1/4", 1/2"	1-21/32"	6"	8-1/2"	8.8	10.8
5615-21	120 AC/DC	1.75	11.0	24,000	1/4", 1/2"	1-21/32"	6"	8-1/2"	8.8	14.8
5616-20	120 AC	2.25	13.0	10,000-24,000	1/4", 1/2"	1-21/32"	6"	10"	8.9	11.3
5616-21	120 AC	2.25	13.0	10,000-24,000	1/4", 1/2"	1-21/32"	6"	10"	8.9	14.9

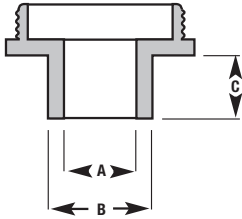
Standard Equipment: For 5615-20 Includes: BodyGrip® Router, Two 1-1/8" Collet Wrenches, 1/2" Collet, 1/4" Collet. For 5615-21 Includes: BodyGrip® Router, Two 1-1/8" Collet Wrenches, 1/2" Collet, 1/4" Collet, Impact Resistant Carrying Case With RouterStation. For 5616-20 Includes: BodyGrip® EVS Router, Two 1-1/8" Collet Wrenches, 1/4" Collet, 1/2" Collet, And T-Handle Height Adjustment Wrench. For 5616-21 Includes: BodyGrip® EVS Router, Two 1-1/8" Collet Wrenches, 1/4" Collet, 1/2" Collet, T-Handle Height Adjustment Wrench, Impact Resistant Carrying Case With RouterStation™.



TEMPLATE GUIDE KIT - 9 PIECE

49-54-0700 Kit includes case, 7 template guides - 1 of each and 2 lock-nuts.

Note: Template guides must be used with 1-3/16" sub-base



CATLOG NO.	PURPOSE	QTY PKG*	(A) INNER DIM.	(B) OUTER DIM.	(C) DISTANCE PAST BASE	W			D			H	WEIGHT (LBS.)
						x	x	x	x	x	x		
49-54-0710	Dovetail 1/4" + lock-nut	1	1/4"	5/16"	5/32"	5.6"	x	3.8"	x	.8"	x	.8"	0.15
49-54-0715	General Routing + lock-nut	1	9/32"	3/8"	5/16"	5.6"	x	3.8"	x	.8"	x	.8"	0.15
49-54-0720	Dovetail 1/2" & General Routing + lock-nut	1	11/32"	7/16"	5/32"	5.6"	x	3.8"	x	.8"	x	.8"	0.15
49-54-0725	General Routing + lock-nut	1	13/32"	1/2"	5/16"	5.6"	x	3.8"	x	.8"	x	.8"	0.15
49-54-0730	General Routing + lock-nut	1	17/32"	5/8"	9/16"	5.6"	x	3.8"	x	.8"	x	.8"	0.15
49-54-0735	Hinge Butt Routing + lock-nut	1	5/8"	51/64"	9/16"	5.6"	x	3.8"	x	.8"	x	.8"	0.15
49-54-0740	Lock Face Routing + lock-nut	1	21/32"	3/4"	9/16"	5.6"	x	3.8"	x	.8"	x	.8"	0.15
44-40-0170	Lock Nut For Template Guides	2	-	-	-	.3"	x	1.4"	x	1.4"	x		0.04

*Not available in Masterpacks

ROUTER EDGE GUIDE

49-54-1035



- Tough all-metal construction for strength and durability.
- Micro-fine adjustment dial ensures precise routing to within 1/128th.
- Innovative guide design provides maximum capacity and consistent accuracy.
- Extra-long mounting rods for maximum cut capacity (9" from board edge).
- Extra-wide, steel guide fence with auxiliary mounting holes enhanced control and maximum capacity.
- Large, comfortable set screws for comfort and convenience.

COLLET & NUT ASSEMBLIES

For Milwaukee Routers; No's. 5615, 5616, 5619 and 5625.

- 48-66-1015** 1/4" Collet & nut assemblies
- 48-66-1020** 1/2" Collet & nut assemblies



COLLETS FOR PREVIOUS MILWAUKEE ROUTERS 1.5 and 2.0 MAX. HP MODELS

For Milwaukee Routers; No's. 5610, 5620, 5650, 5660, 5670, 5680, 5681 and 5682.

- 48-66-0985** 1/4" Collet
- 48-66-1000** 3/8" Collet
- 48-66-1010** 1/2" Collet



ABOVE-THE-TABLE DEPTH WRENCH

49-96-0370 3/8" Hex drive wrench for use with above-the-table depth adjustment system - all models.



COLLET WRENCH

49-96-0365 1-1/8" Forged collet wrench



DOOR AND JAMB BUTT TEMPLATE KIT

49-54-0101 Includes case, template, link rail assemblies, template nails, end gauges and hinge butt guide No. 49-54-0730 for use with MILWAUKEE Routers. Will mortise any 6'6", 6'8" or 7" door and any hinge size 2-1/2" to 5-1/2". Detailed instructions included. Additional template nails (12 per package) are available (No. 49-54-0600).

BODYGRIP BASE ASSEMBLY

48-10-5615 For all BodyGrip® units (5615 & 5616 series). Base includes BodyGrip® with adjustable handstrap, 2-1/2" center hole sub-base, two handles and motor lock lever.



D-HANDLE BASE ASSEMBLY

48-10-5619 For 1-3/4 max horsepower D-Handle units (5619). Base includes D-Handle, 2-1/2" center hole sub-base, one handle and motor lock lever.



BASE ASSEMBLY

48-10-5625 For 3-1/2 max horsepower fixed base unit (5625-20). Base includes two tactile grip, removable handles, 2-1/2" center hole sub-base and motor lock lever.



SUB-BASES

- Black**
- 49-54-1040*** 6" dia., 1-3/16" Center hole sub-base
- 49-54-1045*** 6" dia., 2-1/2" Center hole sub-base
*For use with 5615, 5616 and 5619
- Clear**
- 49-54-1025**** 7" dia., 2-1/2" Center hole clear sub-base
- 49-54-1026**** 7" dia., 1-3/16" Center hole clear sub-base
**For use with 5625



ROUTERSTATION™

48-55-5620

Durable router and accessory storage unit and/or replacement base for router case (48-55-5615). Permits router storage with installed bit and pre-set height adjustment. Fastens quickly to any flat surface. On-board collet wrench and router bit storage. (Patent pending.)



IMPACT RESISTANT CARRYING CASE

48-55-5615

Standard equipment for 5615-21 and 5616-21 Kits. Impact resistant carrying case with exclusive integral RouterStation™

- Case features on-board wrench and collet storage
- Removable base for convenient, reliable router storage





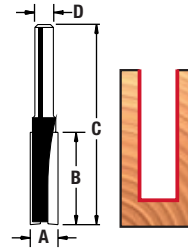
- Carbide And Carbide Tipped For Long Life
- Precision Ground For Fast Accurate Cuts
- Choice Of 1/4" And 1/2" Shanks
- Superior Precision, Fastest Feed And Long Life
- Cuts All Composition Material, Plywood, Hardwood And Soft Wood

HEAVY-DUTY ROUTER BITS

STRAIGHT BITS-TWO FLUTE

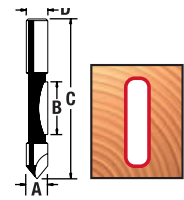


Catalog Number	Overall Dia. A	Carbide Height B	Overall Length C	Shank Dia. D
48-23-7040	1/16"	1/4"	1-5/8"	1/4"
48-23-7045	1/8"	3/8"	1-3/4"	1/4"
48-23-7050	3/16"	1/2"	2"	1/4"
48-23-7055	1/4"	3/4"	2-1/4"	1/4"
48-23-7056	1/4"	1"	2-1/2"	1/4"
48-23-7057	1/4"	1"	2-7/8"	1/4"
48-23-7065	5/16"	1"	2-1/2"	1/4"
48-23-7070	3/8"	1"	2-1/2"	1/4"
48-23-7075	3/8"	1-1/4"	2-11/16"	1/4"
48-23-7080	1/2"	1"	2-1/8"	1/4"
48-23-7085	9/16"	3/4"	2-1/8"	1/4"
48-23-7100	3/4"	3/4"	2-1/8"	1/4"
48-23-7105	1/4"	3/4"	2-3/8"	1/2"
48-23-7110	1/4"	7/8"	2-7/8"	1/2"
48-23-7115	5/16"	1"	2-3/4"	1/2"
48-23-7135	3/8"	1"	2-5/8"	1/2"
48-23-7137	3/8"	1-1/4"	2-7/8"	1/2"
48-23-7140	1/2"	1"	2-5/8"	1/2"
48-23-7141	1/2"	1-1/4"	2-7/8"	1/2"
48-23-7142	1/2"	1-1/2"	3-1/8"	1/2"
48-23-7143	1/2"	2"	4-1/8"	1/2"
48-23-7144	1/2"	2-1/2"	4-3/8"	1/2"
48-23-7145	3/4"	1"	2-1/2"	1/2"
48-23-7150	3/4"	1-1/4"	3"	1/2"
48-23-7160	1"	1-1/4"	3"	1/2"



Straight Bits-Two Flute

- Hook angle design for precise, clean cuts. Relief designed for fast plunging.
- Use on CNC, other automatic routers, hand-held and table-mounted routers.



Pilot Panel Bits

- Self-starting drill-through point with pilot acts as a guide for template work.
- Use on portable routers for template work.

PILOT PANEL BITS (ONE AND TWO FLUTE) WITH DRILL POINTS

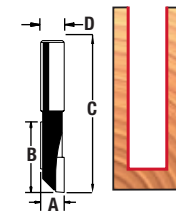


Catalog Number	Overall Dia. A	Carbide Height B	Overall Length C	Shank Dia. D	No. of Flutes
48-23-6001	1/4"	3/4"	2-1/4"	1/4"	1"
48-23-6021	3/8"	1"	3"	1/4"	2"
48-23-6041	1/2"	1-1/4"	3-3/4"	1/2"	2"

STAGGER BITS-ONE FLUTE (SOLID CARBIDE)

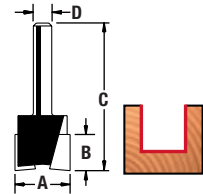


Catalog Number	Overall Dia. A	Carbide Height B	Overall Length C	Shank Dia. D
48-23-8075	1/2"	2-1/8"	4"	1/2"



Stagger Bits-One Flute

- Combines balance of double fluted bit with speed and versatility of single flute bit.
- Use on CNC, other automatic routers, hand-held and table-mounted routers.



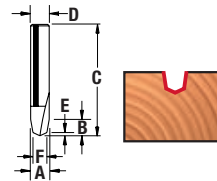
Mortising Bits

- Deep center gullet provides maximum material removal.
- Use with templates for setting butt hinges.
- Use on CNC, other automatic routers, hand-held and table-mounted routers.

MORTISING BITS

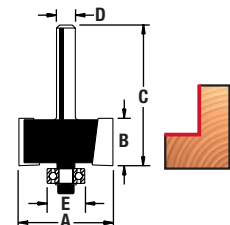


Catalog Number	Overall Dia. A	Carbide Height B	Overall Length C	Shank Dia. D
48-23-6101	1/2"	1/2"	2"	1/4"
48-23-6105	5/8"	1/2"	2"	1/4"
48-23-6110	3/4"	1/2"	2"	1/4"
48-23-6115	1-1/4"	1/2"	2-1/8"	1/4"
48-23-6120	1-1/4"	1/2"	2-3/8"	1/2"



"V" Veining Bits

- Solid micrograin carbide extends cutting life.
- Creates double "V" groove to accent furniture, cabinet doors, and millwork.
- Use on CNC, other automatic routers, hand-held and table-mounted routers.



Rabbeting Bits

- Creates smooth, precise cuts on both surfaces of rabbet.
- Bits cut 3/8" rabbet.
- Use on hand-held and table-mounted routers.

"V" VEINING BITS (SOLID CARBIDE)



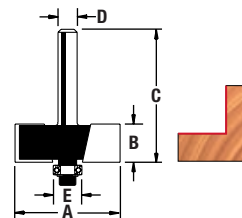
Catalog Number	Overall Dia. A	Carbide Height B	Overall Length C	Shank Dia. D	Minor Height E	Small Dia. F
48-23-7295	1/4"	7/32"	1-1/2"	1/4"	3/64"	3/16"

RABBETING BITS



Catalog Number	Overall Dia. A	Carbide Height B	Overall Length C	Shank Dia. D	Bearing Dia. E
48-23-6401	1-1/4"	1/2"	2"	1/4"	1/2"
48-23-6441	1-1/4"	1/2"	2-1/4"	1/2"	1/2"

Replacement Bearing 49-54-0120



Multi-Rabbeting Bits

- Bearings included to cut rabbets of varying depths.
- Creates smooth, precise cuts on both surfaces of rabbet.
- Can be used as flush trimming bit.
- Wrench included for bearing changes.
- Use on hand-held and table-mounted routers.

MULTI-RABBETING BITS



Catalog Number	Overall Dia. A	Carbide Height B	Overall Length C	Shank Dia. D	Rabbeting Depths E
48-23-6125	1-3/8"	1/2"	2-1/4"	1/4"	Flush, 1/8", 1/4", 5/16", 3/8", 7/16", 1/2"
48-23-6130	1-3/8"	1/2"	2-1/4"	1/2"	Flush, 1/8", 1/4", 5/16", 3/8", 7/16", 1/2"

Replacement Bearing Set Kit 49-54-0130

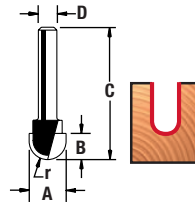


- Carbide And Carbide Tipped For Long Life
- Precision Ground For Fast Accurate Cuts
- Choice Of 1/4" And 1/2" Shanks
- Superior Precision, Fastest Feed And Long Life
- Cuts All Composition Material, Plywood, Hardwood And Soft Wood

HEAVY-DUTY ROUTER BITS

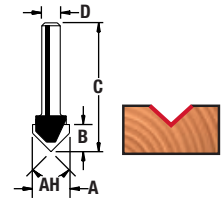
ROUND NOSE BITS

Catalog Number	Overall Dia. A	Carbide Height B	Overall Length C	Shank Dia. D	Radius r
48-23-7600	1/4"	3/8"	2"	1/4"	1/8"
48-23-7605	3/8"	3/8"	1-13/16"	1/4"	3/16"
48-23-7610	1/2"	3/8"	1-13/16"	1/4"	1/4"
48-23-7630	3/4"	7/16"	2"	1/4"	3/8"
48-23-7640	1/2"	1-1/8"	2-13/16"	1/2"	1/4"
48-23-7650	1"	1-1/4"	2-13/16"	1/2"	1/2"



Round Nose Bits

- Provides a precise, clean radius groove.
- Creates several styles of fluted millwork.
- Makes signs or cutting decorative designs in cabinet doors.
- Use on CNC, other automatic routers, hand-held and table-mounted routers.



V-Grooving Bits

- Cut deep or shallow "V" grooves.
- Makes signs and adding decorative accents to furniture and plaques.
- Use on CNC, other automatic routers, hand-held and table-mounted routers.

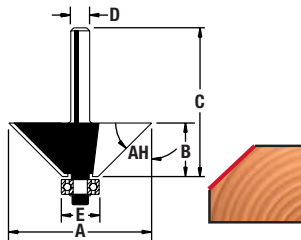
V-GROOVING BITS

Catalog Number	Overall Dia. A	Carbide Height B	Overall Length C	Shank Dia. D	Angle AH
48-23-7310	3/8"	5/16"	1-3/4"	1/4"	90°
48-23-7315	1/2"	7/16"	1-3/4"	1/4"	90°
48-23-7320	3/4"	1/2"	2-1/4"	1/2"	90°

CHAMFER BITS

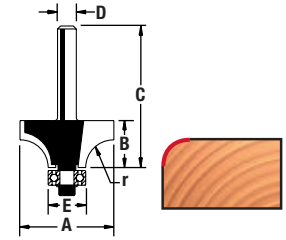
Catalog Number	Overall Dia. A	Carbide Height B	Overall Length C	Shank Dia. D	Bearing Dia. E	Angle AH
48-23-7200	1-1/2"	1/2"	2-3/16"	1/4"	1/2"	45°
48-23-7240	1-3/4"	5/8"	2-9/16"	1/2"	1/2"	45°

Replacement Bearing 49-54-0120



Chamfer Bits

- Creates a uniform chamfer on the edge of any workpiece.
- Adjusts chamfer size by changing the height of the bit.
- Use on hand-held and table-mounted routers.



Rounding Over Bits

- Softens furniture edges with smooth round corner.
- Shear angle provides a clean, smooth cut.
- Use on hand-held and table-mounted routers.

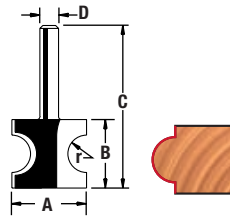
ROUNDING OVER BITS

Catalog Number	Overall Dia. A	Carbide Height B	Overall Length C	Shank Dia. D	Bearing Dia. E	Radius r
48-23-7400	5/8"	1/2"	2-3/16"	1/4"	1/2"	1/16"
48-23-7405	3/4"	1/2"	2-3/16"	1/4"	1/2"	1/8"
48-23-7408	7/8"	1/2"	2-3/16"	1/4"	1/2"	3/16"
48-23-7410	1"	1/2"	2-3/16"	1/4"	1/2"	1/4"
48-23-7420	1-1/8"	1/2"	2-3/16"	1/4"	1/2"	5/16"
48-23-7430	1-1/4"	5/8"	2-3/16"	1/4"	1/2"	3/8"
48-23-7435	1-1/2"	3/4"	2-1/2"	1/4"	1/2"	1/2"
48-23-7440	1"	1/2"	2-1/2"	1/2"	1/2"	1/4"
48-23-7445	1-1/4"	5/8"	2-5/8"	1/2"	1/2"	3/8"
48-23-7450	1-1/2"	3/4"	2-3/4"	1/2"	1/2"	1/2"
48-23-7455	1-3/4"	7/8"	2-7/8"	1/2"	1/2"	5/8"
48-23-7460	2"	1"	2-7/8"	1/2"	1/2"	3/4"

Replacement Bearing 49-54-0120

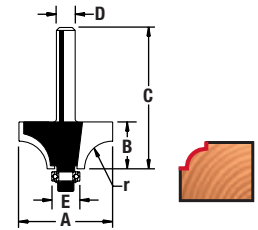
HALF ROUND BITS

Catalog Number	Overall Dia. A	Carbide Height B	Overall Length C	Shank Dia. D	Radius r
48-23-7185	1"	29/32"	2-9/16"	1/2"	1/4"
48-23-7190	1-29/64"	1-11/64"	2-13/16"	1/2"	3/8"



Half Round Bits

- Creates fully rounded edge on dimensional lumber.
- Creates half-round profile on furniture and mouldings.
- Use on CNC, other automatic routers, hand-held and table-mounted routers.



Beading Bits

- Adds bead profile to furniture and millwork.
- Use on hand-held and table-mounted routers.

BEADING BITS

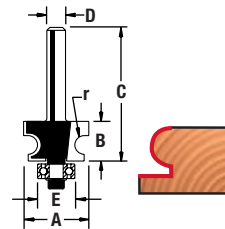
Catalog Number	Overall Dia. A	Carbide Height B	Overall Length C	Shank Dia. D	Bearing Dia. E	Radius r
48-23-7510	7/8"	1/2"	2-3/16"	1/4"	3/8"	3/16"
48-23-7520	1"	1/2"	2-3/16"	1/4"	3/8"	1/4"
48-23-7525	1-1/8"	1/2"	2-3/16"	1/4"	3/8"	5/16"
48-23-7530	1-1/4"	5/8"	2-3/16"	1/4"	3/8"	3/8"
48-23-7535	1-1/2"	3/4"	2-1/2"	1/4"	3/8"	1/2"

Replacement Bearing 49-54-0110

TRADITIONAL BEADING BITS

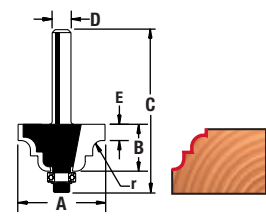
Catalog Number	Overall Dia. A	Carbide Height B	Overall Length C	Shank Dia. D	Bearing Dia. E	Radius r
48-23-7540	1"	11/16"	2-5/16"	1/4"	1/2"	3/16"

Replacement Bearing 49-54-0120



Traditional Beading Bits

- Forms a single bead with a square shoulder.
- Matches mouldings in historic homes.
- Use on hand-held and table-mounted routers.



Cove and Bead Bits

- Creates sophisticated cove and bead design.
- Forms decorative mouldings.
- Use on CNC, other automatic routers, hand-held and table-mounted routers.

COVE AND BEAD BITS

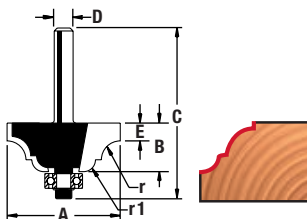
Catalog Number	Overall Dia. A	Carbide Height B	Overall Length C	Shank Dia. D	Minor Height E	Radius r
48-23-7730	1-5/32"	5/8"	2-3/16"	1/4"	7/32"	1/8"

Replacement Bearing 49-54-0110

CLASSICAL COVE AND BEAD BITS

Catalog Number	Overall Dia. A	Carbide Height B	Overall Length C	Shank Dia. D	Minor Height E	Large Radius r	Small Radius r1
48-23-7735	1-1/2"	5/8"	2-1/4"	1/4"	7/32"	1/4"	5/32"

Replacement Bearing 49-54-0120



Classical Cove and Bead Bits

- Forms decorative edge on tabletops, plaques, and cabinetry.
- Use on hand-held and table-mounted routers.



- Carbide And Carbide Tipped For Long Life
- Precision Ground For Fast Accurate Cuts
- Choice Of 1/4" And 1/2" Shanks
- Superior Precision, Fastest Feed And Long Life
- Cuts All Composition Material, Plywood, Hardwood And Soft Wood

HEAVY-DUTY ROUTER BITS

COVE BITS

Catalog Number	Overall Dia. A	Carbide Height B	Overall Length C	Shank Dia. D	Bearing Dia. E	Radius r
48-23-7700	7/8"	1/2"	2-3/16"	1/4"	3/8"†	1/4"
48-23-7710	1-1/4"	1/2"	2-3/16"	1/4"	1/2"††	3/8"
48-23-7720	1-3/8"	5/8"	2-3/16"	1/4"	3/8"†	1/2"
48-23-7725	1-3/8"	5/8"	2-1/2"	1/2"	3/8"†	1/2"

Replacement Bearing †49-54-0110 and ††49-54-0120

ROMAN OGEE BITS

Catalog Number	Overall Dia. A	Carbide Height B	Overall Length C	Shank Dia. D	Bearing Dia. E	Radius r
48-23-7800	1-1/16"	1/2"	2-3/16"	1/4"	3/8"	5/32"
48-23-7810	1-3/8"	23/32"	2-3/8"	1/4"	3/8"	1/4"
48-23-7815	1-3/8"	23/32"	2-9/16"	1/2"	3/8"	1/4"

Replacement Bearing 49-54-0110

OGEE FILLET BITS

Catalog Number	Overall Dia. A	Carbide Height B	Overall Length C	Shank Dia. D	Bearing Dia. E	Radius r
48-23-6135	1-1/2"	5/8"	2-3/16"	1/4"	3/8"	1/4"

Replacement Bearing 49-54-0110

DOUBLE FILLET OGEE BITS

Catalog Number	Overall Dia. A	Carbide Height B	Overall Length C	Shank Dia. D	Minor Height E	Radius r
48-23-6140	1-3/8"	9/16"	2-5/16"	1/2"	13/64"	11/64"

Replacement Bearing 49-54-0110

THREE WING SLOTTING CUTTERS

Catalog Number	Overall Dia. A	Carbide Height B	Bore Dia. C
48-23-8101	2"	1/16"	5/16"
48-23-8121	2"	3/32"	5/16"
48-23-8131	2"	1/8"	5/16"
48-23-8135	2"	5/32"	5/16"
48-23-8140	2"	3/16"	5/16"
48-23-8145	2"	1/4"	5/16"

SLOTTING CUTTER ARBOR

Catalog Number	Arbor Dia. A	Arbor Height B	Overall Length C	Shank Dia. D	Stud Height E
48-23-8045	5/16"	25/64"	2-3/8"	1/4"	1"
48-23-8051	5/16"	25/64"	2-3/8"	1/2"	1"

Replacement Bearing 49-54-0125

FLUSH TRIM BIT (SOLID CARBIDE)

Catalog Number	Overall Dia. A	Carbide Height B	Overall Length C	Shank Dia. D
48-23-7235	1/4"	3/8"	1-1/2"	1/4"

FLUSH TRIM BITS (TWO AND THREE FLUTE)

Catalog Number	Overall Dia. A	Carbide Height B	Overall Length C	Shank Dia. D	Bearing Dia. E	No. of Flutes
48-23-6510	3/8"	1"	2-13/16"	1/4"	3/8"†	2"
48-23-6515	3/8"	1/2"	2-5/16"	1/4"	3/8"†	2"
48-23-6521	1/2"	1"	2-13/16"	1/4"	1/2"††	2"
48-23-6541	1/2"	1"	3-1/4"	1/2"	1/2"††	2"
48-23-6545	1/2"	1-1/2"	3-5/8"	1/2"	1/2"††	2"
48-23-6550	1/2"	1"	2-13/16"	1/4"	1/2"††	3"
48-23-6555	1/2"	1"	3-1/4"	1/2"	1/2"††	3"

Replacement Bearing †49-54-0110 and ††49-54-0120

TOP BEARING FLUSH TRIM BITS

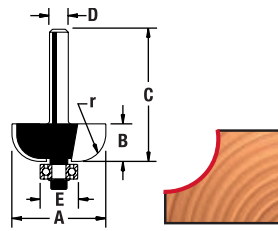
Catalog Number	Overall Dia. A	Carbide Height B	Overall Length C	Shank Dia. D	Bearing Dia. E
48-23-6560	1/2"	1"	2-5/8"	1/4"	1/2"

Replacement Bearing 49-54-0115

BEVEL TRIM BITS

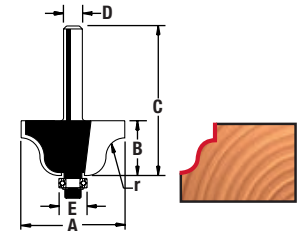
Catalog Number	Overall Dia. A	Carbide Height B	Overall Length C	Shank Dia. D	Bearing Dia. E	Angle AH
48-23-7195	1/4"	1/4"	1-1/2"	1/4"	3/16"	7° Solid Carbide
48-23-7545	19/32"	9/32"	1-7/8"	1/4"	1/2"	15°

Replacement Bearing 49-54-0120



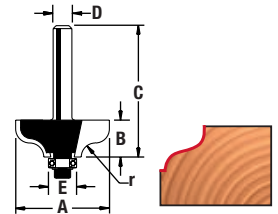
Cove Bits

- Creates a smooth, classic cove profile.
- Upward shear angle offers efficient, smooth cut.
- Use on hand-held and table-mounted routers.



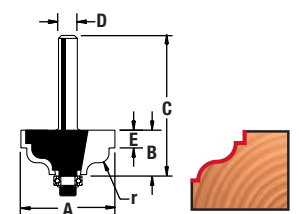
Roman Ogee Bits

- Profile adds look of elegance to any project.
- Change the profile by adjusting height of the bit.
- Use on hand-held and table-mounted routers.



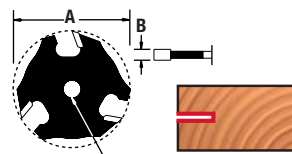
Ogee Fillet Bits

- Profile includes small fillet at bottom of ogee pattern.
- Use on hand-held and table-mounted routers.



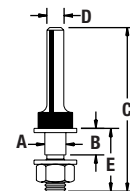
Double Fillet Ogee Bits

- Creates attractive edge profile to accent furniture, cabinets and millwork.
- Use on hand-held and table-mounted routers.



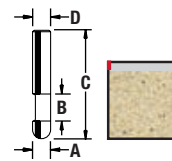
Three Wing Slotting Cutters

- Creates precision slot for T-mouldings and spline joints.
- For use with Milwaukee Slotting Cutter Arbor 48-23-8045 for 1/4" shanks and 48-23-8051 for 1/2" shanks.
- Use Milwaukee Slotting Cutter 48-23-8135 for biscuit joining.
- Use on hand-held and table-mounted routers.



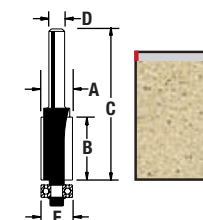
Slotting Cutter Arbor

- Creates smooth, precise, accurate slots.
- For superior performance, use with Milwaukee slotting cutters.
- Compatible with any slotting cutter with a 5/16" arbor diameter.
- Use on hand-held and table-mounted routers.



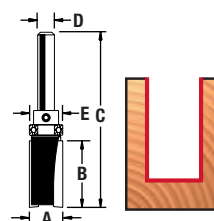
Flush Trim Bit (Solid Carbide)

- Made from solid micrograin carbide for extended cutting life.
- Cuts all plastic laminates quickly and cleanly.
- Self-piloting feature eliminates need for bearing.
- Use on portable routers and laminate trimmers.



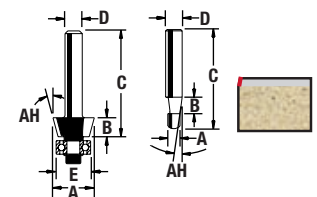
Flush Trim Bits (Two and Three Flute)

- Trims cabinet laminate as well as pattern work.
- Two flute design for faster cutting and three flute design for superior surface finish.
- Use on hand-held and table-mounted routers.



Top Bearing Flush Trim Bits

- Top-mounted bearings.
- Ideal for lettering or other template work.
- Use on hand-held and table-mounted routers.



Bevel Trim Bits

- 48-23-7195 is made from solid micrograin carbide for extended cutting life.
- Bits trim and produce bevel angles to give finished look to all plastic laminates.
- Use on portable routers and laminate trimmers.



- Carbide And Carbide Tipped For Long Life
- Precision Ground For Fast Accurate Cuts
- Choice Of 1/4" And 1/2" Shanks
- Superior Precision, Fastest Feed And Long Life
- Cuts All Composition Material, Plywood, Hardwood And Soft Wood

HEAVY-DUTY ROUTER BITS

FLUSH AND BEVEL TRIM BITS (SOLID CARBIDE)

Catalog Number	Overall Dia. A	Carbide Height B	Overall Length C	Shank Dia. D	Minor Height E	Angle AH
48-23-7245	1/4"	3/8"	1-1/2"	1/4"	11/64"	7°

DOVETAIL BITS

Catalog Number	Overall Dia. A	Carbide Height B	Overall Length C	Shank Dia. D	Angle AH
48-23-7740	3/8"	3/8"	1-7/8"	1/4"	9°
48-23-7745	1/2"	1/2"	1-7/8"	1/4"	14°
48-23-7750	1/2"	1/2"	2-1/4"	1/2"	14°
48-23-7755	1/2"	13/16"	2-3/4"	1/4"	8°

KEY HOLE BITS

Catalog Number	Overall Dia. A	Carbide Height B	Overall Length C	Shank Dia. D	Minor Height E	Small Dia. F
48-23-7237	25/64"	7/16"	1-5/8"	1/4"	1/4"	3/16"

UP SPIRAL BITS-TWO FLUTE

Catalog Number	Overall Dia. A	Carbide Height B	Overall Length C	Shank Dia. D
48-23-8060	1/8"	1/2"	2"	1/4"
48-23-8065	1/4"	1"	2-1/2"	1/4"
48-23-8070	1/2"	1-1/4"	3"	1/2"

DOWN SPIRAL BITS-TWO FLUTE

Catalog Number	Overall Dia. A	Carbide Height B	Overall Length C	Shank Dia. D
48-23-8055	1/4"	1"	2-1/2"	1/4"

TABLE EDGE AND HANDRAIL BITS

Catalog Number	Overall Dia. A	Carbide Height B	Overall Length C	Shank Dia. D	Minor Height E	Large Radius r	Small Radius r1	Angle AH
48-23-7165	2-19/32"	23/32"	2-5/8"	1/2"	9/32"	1-25/32"	13/64"	10°

Replacement Bearing 49-54-0125

LOCK MITER BITS

Catalog Number	Overall Dia. A	Carbide Height B	Overall Length C	Shank Dia. D
48-23-7239	2-3/4"	1-5/32"	2-5/8"	1/2"

FINGER PULL DOOR LIP BITS

Catalog Number	Overall Dia. A	Carbide Height B	Overall Length C	Shank Dia. D	Small Dia. E	Radius r	Angle AH
48-23-7760	2"	1-1/4"	2-3/4"	1/2"	3/4"	1/4"	25°

MATCHED RAIL AND STILE BIT SETS

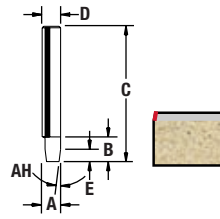
Catalog Number	Overall Dia. A	Carbide Height B	Overall Length C	Shank Dia. D	Minor Height E	Small Dia. F	Radius r
48-23-8080	1-11/16"	11/16"	3"	1/2"	15/64"	1-5/16"	7/32"
48-23-8085	1-11/16"	23/32"	3"	1/2"	15/64"	1-19/32"	13/64"

Replacement Bearing 49-54-0125

RAISED PANEL BITS

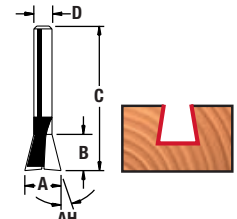
Catalog Number	Overall Dia. A	Carbide Height B	Overall Length C	Shank Dia. D	Minor Height E	Small Dia. F	Large Radius r	Small Radius r1
48-23-6445	2-3/4"	5/8"	2-1/2"	1/2"	7/32"	N/A	35/64"	1/8"
48-23-6450	3-1/2"	1/2"	2-1/2"	1/2"	5/32"	1-1/4"	N/A	N/A
48-23-6455	3-1/2"	5/8"	2-1/2"	1/2"	5/64"	N/A	1-1/2"	N/A
48-23-6460	3-1/2"	5/8"	2-1/2"	1/2"	7/32"	N/A	25/32"	5/32"

Replacement Bearing 49-54-0120



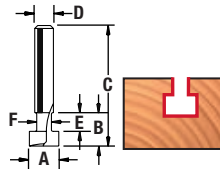
Flush and Bevel Trim Bits (Solid Carbide)

- Designed to trim all plastic laminates with straight edge or bevel with guide system.
- Use on portable routers and laminate trimmers.



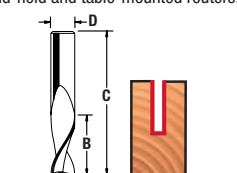
Dovetail Bits

- Creates smooth, intricate dovetail joints.
- Compatible with many popular dovetailing jigs.
- Use on CNC, other automatic routers, hand-held and table-mounted routers.



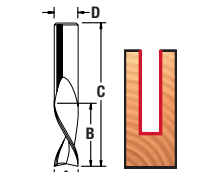
Key Hole Bits

- Creates key holes for hanging plaques and shelves.
- Features chip breakers to reduce burning.
- Use on CNC, other automatic routers, hand-held and table-mounted routers.



Up Spiral Bits-Two Flute

- Effective chip removal with a cut unmatched by standard straight bits.
- Flutes provide chip removal required in production settings.
- Ideal for grooves, dados, mortises and routing deep blind holes.
- Ideal for use on CNC, other automatic routers, hand-held and table-mounted routers.



Down Spiral Bits-Two Flute

- Top surface chip-free routing where chip removal is not a problem.
- Through cutting of material with table-mounted router or a pin router.
- Use on CNC, other automatic routers, pin routers, hand-held and table-mounted routers.

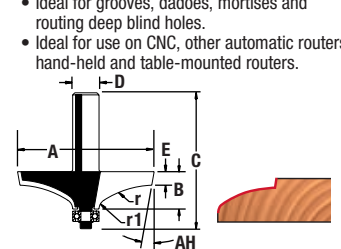
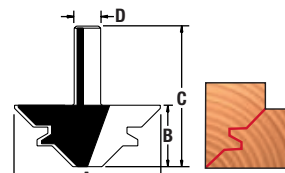


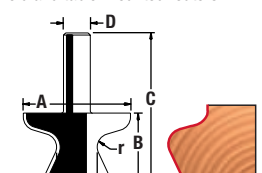
Table Edge and Handrail Bit

- Creates sturdy, attractive handrails for staircases.
- Use on CNC, other automatic routers, hand-held and table-mounted routers.



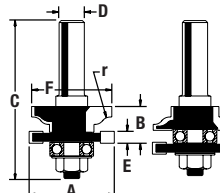
Lock Miter Bits

- Creates locking miter joints.
- Run one board vertically and run the piece to be joined horizontally.
- Use on CNC, other automatic routers, hand-held and table-mounted routers.



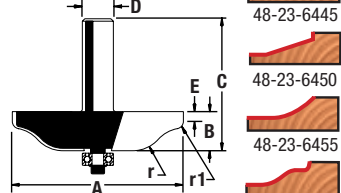
Finger Pull Door Lip Bits

- Creates finger pull grooves.
- Use on table-mounted routers.



Matched Rail and Stile Bit Sets

- Create raised panel doors when combined with a Milwaukee Raised Panel Bit.
- Shims included to ensure a perfect fit.
- Use on table-mounted routers.



Raised Panel Bits

- Creates splinter-free, smooth finish.
- For raised panels on doors and paneling.
- Use 1/2" height for 5/8" stock. Use 5/8" height for 3/4" stock.
- For decorative tops, plaques, and moulding.
- Use on table-mounted routers.



HEAVY-DUTY ELECTROMAGNETIC DRILL PRESSES

4204-1

- INCLUDES 4253-1 MOTOR AND 4203 BASE



4206-1

- INCLUDES 4262-1 MOTOR AND 4203 BASE



MOTOR AND STAND COMBINATIONS 120 VOLT AC ONLY

- Base Control Panel Includes Variable Speed Adjusting For Motor
- Solid State Electronic Switching
- Feedback Speed Control
- Computer Controlled Reverse
- Full Wave Magnetic Holding Power
- Forward/Reverse Control
- Superior Cutting Tool Performance
- Line Lock-Out
Prevents tool from operating should voltage be restored to an interrupted line when switch is locked in the "on" position.
- Motor/Magnet Interlock
- Automatic Base/Chip De-Mag
- Automatic Electronic Soft Start
- For Use On Any Flat Ferrous Material 1/2" And Thicker

ACCESSORIES

STEEL HAWG® METAL CUTTERS
See page 137.



ARBORS
See page 138.



SPECIFICATIONS

CATALOG NUMBER	VOLTS AC ONLY	AMPS	CAPACITY		*DRILL POINT PRESSURE LBS.	REPLACEMENT CHUCK CATALOG NUMBER	REPLACEMENT CHUCK KEY CATALOG NUMBER	WEIGHT LBS.
			DRILL	TAP				
4204-1	120	7.2	1/2"	5/8"-18	1650	48-66-1360	48-66-3280	57
4206-1	120	12.5	3/4"	1"-14	1670	48-66-2085	48-66-3160	70

* Drill point pressure on a 1" thick steel plate with the chuck mounted closest to the base.
Values for numbers 4204-1 and 4206-1 are with the base adjusted to the rearward position.

4208-1

- INCLUDES 4297-1 MOTOR AND 4203 BASE



MOTOR AND STAND COMBINATIONS 120 VOLT AC ONLY

- Base Control Panel Includes Variable Speed Adjusting For Motor
- Solid State Electronic Switching
- Feedback Speed Control
- Computer Controlled Reverse
- Full Wave Magnetic Holding Power
- Forward/Reverse Control
- Superior Cutting Tool Performance
- Line Lock-Out
Prevents tool from operating should voltage be restored to an interrupted line when switch is locked in the "on" position.
- Motor/Magnet Interlock
- Automatic Base/Chip De-Mag
- Automatic Electronic Soft Start
- For Use On Any Flat Ferrous Material 1/2" And Thicker

4209-1

- INCLUDES 4292-1 MOTOR AND 4203 BASE



4210-1

- INCLUDES 4262-1 MOTOR AND 4202 BASE



SPECIFICATIONS

CATALOG NUMBER	VOLTS AC ONLY	AMPS	CAPACITY		*DRILL POINT PRESSURE LBS.	REPLACEMENT CHUCK CATALOG NUMBER	REPLACEMENT CHUCK KEY CATALOG NUMBER	WEIGHT LBS.
			DRILL	TAP				
4208-1	120	12.5	1-1/4"	1"-14	1600	-	#3 Taper Socket	72
4209-1	120	12.5	1-1/4"	1"-14	1600	-	#3 Taper Socket	72
4210-1	120	12.5	3/4"	1"-14	1630	48-66-2085	48-66-3160	62

* Drill point pressure on a 1" thick steel plate with the chuck mounted closest to the base. Values for 4208-1 are with the base adjusted to the rearward position.

ACCESSORIES

STEEL HAWG® METAL CUTTERS
See page 137.



ARBORS
See page 138.





HEAVY-DUTY ELECTROMAGNETIC DRILL MOTORS AND BASES

4202 BASE ONLY

- FIXED POSITION,
- 9" DRILL TRAVEL



4203 BASE ONLY

- ADJUSTABLE POSITION,
- 11" DRILL TRAVEL



- Base Control Panel Includes Variable Speed Adjusting For Motor
- Solid State Electronic Switching
- Feedback Speed Control
- Computer Controlled Reverse
- Full Wave Magnetic Holding Power
- Forward/Reverse Control
- Superior Cutting Tool Performance
- Line Lock-Out
Prevents tool from operating should voltage be restored to an interrupted line when switch is locked in the "on" position.
- Motor/Magnet Interlock
- Automatic Base/Chip De-Mag
- Automatic Electronic Soft Start
- For Use On Any Flat Ferrous Material 1/2" And Thicker

SPECIFICATIONS

Select one of these 4 MILWAUKEE motors for your No. 4202 or No. 4203 Electromagnetic Drill Stand. These motors include reverse for compatibility with the Electromagnetic Drill Stand control panel.

CHUCK CENTER DISTANCE FROM BASE

MOTOR NO. 4253-1

	IN	OUT
Magnetic Stand 4202	1-1/4"	*
Plate Forward 4203	1-23/32"	*
Plate Back 4203	31/32"	*

MOTOR NO. 4262-1

	IN	OUT
Magnetic Stand 4202	1-23/32"	4-11/16"
Plate Forward 4203	2-1/8"	5-3/32"
Plate Back 4203	1-3/8"	4-11/32"

MOTOR NO. 4292-1

	IN	OUT
Magnetic Stand 4202	2-3/16"	4-3/8"
Plate Forward 4203	2-9/16"	4-11/16"
Plate Back 4203	1-13/16"	3-15/16"

MOTOR NO. 4297-1

	IN	OUT
Magnetic Stand 4202	2-3/16"	4-3/8"
Plate Forward 4203	2-9/16"	4-11/16"
Plate Back 4203	1-13/16"	3-15/16"

IN = Closest to base OUT = Farthest away from base
 * Motor 4253-1 has only one chuck position.
 Stand 4203 is adjustable 3/4" in direction of base length and 20° right or left.
 All models furnished with 6 ft. safety chain.



4253-1

- 600 NO LOAD RPM



4262-1

- 350 NO LOAD RPM



4292-1

- TWO SPEED
- 750/375 NO LOAD RPM



4297-1

- TWO SPEED
- 500/250 NO LOAD RPM



SPECIFICATIONS

CATALOG NUMBER	VOLTS AC ONLY	AMPS	NO LOAD RPM	CAPACITY		* DRILL POINT PRESSURE LBS.	CHUCK OR TAPER	REPLACEMENT CHUCK CATALOG NUMBER	REPLACEMENT CHUCK KEY CATALOG NUMBER	WEIGHT LBS.
				DRILL	▲ TAP					
4253-1 ●	120	6.2	600	1/2"	5/8"-18 †	1610/1650	Chuck	48-66-1360	48-66-3280	8.0
4262-1	120	11.5	350	3/4"	1"-14	1630/1670	Chuck	48-66-2085	48-66-3160	21.0
4292-1	120	11.5	750/375	1-1/4"	1"-14	1530/1600	No. 3MT	45-34-0110	#3 Taper Socket	23.0
4297-1	120	11.5	500/250	1-1/4"	1"-14	1530/1600	No. 3MT	45-34-0110	#3 Taper Socket	23.0

DRILL STAND SPECS

CAT. NO.	HEIGHT	WIDTH	LENGTH	WGT. LBS.
4202	15"	4-1/4"	11"	41.0
4203	17-1/4"	4-1/4"	11"	49.0

● Drills except No. 4253-1 have dual mount gear case permitting reverse mounting of drill for close quarter work. † 5/8"-11 or 1/2"-13 taps not recommended.

▲ NOTE... To adapt a 3/4" capacity chuck to 1-1/4" Drills with No. 3 internal Morse Taper Socket specify Chuck and Arbor Kit No. 49-22-1550, which consists of Chuck No. 48-66-2000 and Arbor No. 48-07-0100. Extend chuck capacity to full drill capacity by using 1/2" reduced Shank Twist Drills shown in the MILWAUKEE catalog.

* Drill point pressure on a 1" thick steel plate with the chuck mounted closest to the base. Values listed are for the drill motor mounted on a No. 4202 base/No. 4203 base that is adjusted to the rearward position.



HEAVY-DUTY COMPACT ELECTROMAGNETIC DRILL PRESSES

4270-20

• 450 RPM



4270-21

• 450 RPM



- **Lightweight** – Only 26.5 lbs.
- **Powerful 1.1 Max HP - 9.0 Amp Milwaukee Motor** – Enables drilling with up to 1-1/2" diameter annular cutter and 2" depth of cut (D.O.C.).
- **High Strength Magnet** – Ensures stability and superior holding force during drilling.
- **Accepts 3/4" Diameter Shank Annular Cutters**
- **World Class Cutting Capacity**
 - 1-1/2" Dia. Annular cutter capacity with a 2" D.O.C.
 - 1/2" Dia. Twist bit capacity with a 4-1/4" D.O.C.
- **Simple Two-Button Control Panel**
Located in back for easy accessibility.
- **Tool-Free, 2-Position Feed Handle**
Easily mounts to either side to allow for optimum drilling positions.
- **Ergonomically Designed Carrying Handle**
Distributes weight evenly when carrying.
- **For Use On Any Flat Ferrous Material 3/8" And Thicker**



ACCESSORIES

IMPACT RESISTANT CARRYING CASE

48-55-4270 For the 4270-20. Carrying case has compartments to store annular cutters, spray bottle and hawgwash, nylon safety strap and the optional 1/2" drill chuck assembly.



1/2" DRILL CHUCK ARBOR ASSEMBLY

48-66-2125 Easily converts 4270 mag press arbor to accept up to 1/2" diameter 6" long twist drill bits.



HSS ANNULAR CUTTERS

1/2" to 2" diameter hole sizes available in 1" and 2" depths.

- 3/4" diameter shank annular cutter
- Unique tooth design-every other tooth is double beveled

See page 137.



SPECIFICATIONS

CATALOG NUMBER	VOLTS AC ONLY	AMPS	SPEED RPM	OVERALL LENGTH	HEIGHT	NET WEIGHT Lbs.	SHIP WEIGHT Lbs.
4270-20	120	9.0	450	9-3/8"	15-1/3"	26.5	35
4270-21	120	9.0	450	9-3/8"	15-1/3"	26.5	46

STANDARD EQUIPMENT: For 4270-20 – Tool, Lubricant Spray Bottle, Nylon Safety Strap and Two Hex Wrenches. For 4270-21 – Tool, Lubricant Spray Bottle, Nylon Safety Strap, Two Hex Wrenches and Impact Resistant Carrying Case.



HEAVY-DUTY STEEL HAWG® CUTTERS AND HSS ANNULAR CUTTERS

THREADED STEEL HAWG CARBIDE TIPPED CUTTERS - 2" CUTTING DEPTH



Sizes 3/4" thru 6". Recommended for use with MILWAUKEE Electromagnetic Drill Presses. Metric thread size M18 x 1.5, 4 Lead. Follow RPM recommendation available with cutters.

CATALOG NUMBER	DIA.	CATALOG NUMBER	DIA.	CATALOG NUMBER	DIA.
49-57-1187	1-3/16"	49-57-2060	2-1/16"	49-57-3500	3-1/2"
49-57-1250	1-1/4"	49-57-2120	2-1/8"	49-57-3620	3-5/8"
49-57-1312	1-5/16"	49-57-2250	2-1/4"	49-57-3750	3-3/4"
49-57-1375	1-3/8"	49-57-2310	2-5/16"	49-57-3870	3-7/8"
49-57-1437	1-7/16"	49-57-2370	2-3/8"	49-57-4000	4"
49-57-1500	1-1/2"	49-57-2500	2-1/2"	49-57-4120	4-1/8"
49-57-1562	1-9/16"	49-57-2560	2-9/16"	49-57-4250	4-1/4"
49-57-1625	1-5/8"	49-57-2620	2-5/8"	49-57-4370	4-3/8"
49-57-1687	1-11/16"	49-57-2750	2-3/4"	49-57-4500	4-1/2"
49-57-1750	1-3/4"	49-57-2870	2-7/8"	49-57-4620	4-5/8"
49-57-1812	1-13/16"	49-57-3000	3"	49-57-4750	4-3/4"
49-57-1875	1-7/8"	49-57-3120	3-1/8"	49-57-5000	5"
49-57-1937	1-15/16"	49-57-3250	3-1/4"	49-57-5500	5-1/2"
49-57-1125	1-1/8"	49-57-2000	2"	49-57-6000	6"

FOR USE WITH MILWAUKEE ELECTROMAGNETIC DRILL PRESSES AND DRILL STANDS

- **Two Styles: Threaded Or Quik-Lok With Appropriate Arbor Assemblies**
- **Carbide-Tipped Multiple Cutting Edges**
MILWAUKEE steel hawg cutters are high efficient carbide-tipped cutting tools. Alternating inside and outside cutting edges are carefully honed to cut holes rapidly with great precision.
- **Hardened Carbide Tips**
Last longer than regular twist drills. The steel hawg cutters multiple cutting edges uniformly distribute cutting over a wider area than a two flute twist drill tip.
- **Large Hole Cutters, Maximum 2" Depth, Up To 6" Diameter For Steel Plate, Stainless Steel, Cast Iron Or Aluminum**
- **3Times Faster Than Twist Drills In Steel, Stainless Or Non-Ferrous Metals**

HIGH SPEED STEEL (HSS) ANNULAR CUTTERS

1" CUTTING DEPTH



EJECTOR PIN SOLD SEPARATELY

25 sizes available. From 1/2" to 2" diameter hole sizes, 1" depth.

CATALOG NUMBER	DIA.	CATALOG NUMBER	DIA.	Not for use with 4270-20 or 42-70-21	
CATALOG NUMBER	DIA.	CATALOG NUMBER	DIA.	CATALOG NUMBER	DIA.
49-59-0500	1/2"	49-59-1062	1-1/16"	49-59-1562	1-9/16"
49-59-0562	9/16"	49-59-1125	1-1/8"	49-59-1625	1-5/8"
49-59-0625	5/8"	49-59-1187	1-3/16"	49-59-1687	1-11/16"
49-59-0687	11/16"	49-59-1250	1-1/4"	49-59-1750	1-3/4"
49-59-0750	3/4"	49-59-1312	1-5/16"	49-59-1812	1-13/16"
49-59-0812	13/16"	49-59-1375	1-3/8"	49-59-1875	1-7/8"
49-59-0875	7/8"	49-59-1437	1-7/16"	49-59-1937	1-15/16"
49-59-0937	15/16"	49-59-1500	1-1/2"	49-59-2000	2"
49-59-1000	1"	44-60-1720	Ejector Pins*		

* 2 Per Pack

2" CUTTING DEPTH



EJECTOR PIN SOLD SEPARATELY

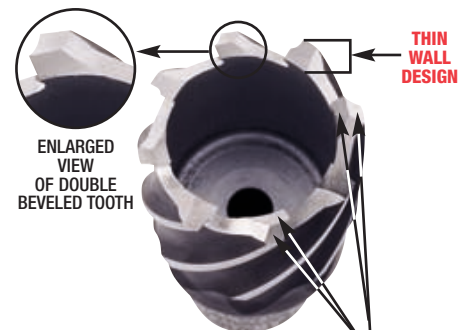
25 sizes available. From 1/2" to 2" diameter hole sizes, 2" depth.

CATALOG NUMBER	DIA.	CATALOG NUMBER	DIA.	Not for use with 4270-20 or 42-70-21	
CATALOG NUMBER	DIA.	CATALOG NUMBER	DIA.	CATALOG NUMBER	DIA.
49-59-2050	1/2"	49-59-2106	1 1/16"	49-59-2156	1 9/16"
49-59-2056	9/16"	49-59-2113	1 1/8"	49-59-2163	1 5/8"
49-59-2063	5/8"	49-59-2119	1 3/16"	49-59-2169	1 11/16"
49-59-2069	11/16"	49-59-2125	1 1/4"	49-59-2175	1 3/4"
49-59-2075	3/4"	49-59-2131	1 5/16"	49-59-2181	1 13/16"
49-59-2081	13/16"	49-59-2138	1 3/8"	49-59-2188	1 7/8"
49-59-2089	7/8"	49-59-2144	1 7/16"	49-59-2194	1 15/16"
49-59-2094	15/16"	49-59-2150	1 1/2"	49-59-2200	2"
49-59-2100	1"	44-60-1721	Ejector Pins*		

* 2 Per Pack

1" AND 2" DEPTH ANNULAR CUTTERS FEATURING 3/4" SHANK

- **Fit Directly Into Milwaukee's 4270-20 Compact Magnetic Drill Stand**
- **Use Arbor 49-57-0025, To Fit Cutters Into Milwaukee's Large Stands 4208-2 and 4209-1**
- **3/4" Diameter Shank – Industry standard**
- **Unique Tooth Geometry – Allows for better centering and faster cutting.**
- **Thin Wall Design – Enables cutters to cut faster and more efficiently by removing less material during drilling.**
- **Ejector Pins Can Be Used On All Diameters.** (44-60-1720 for 1" depth and 44-60-1721 For 2" depth.) Ejector pin sold separately.
- **Ejector Pin Extends 1/2" Beyond Tooth Tip – Allows for easier / faster location of pin on hole.**
- **Flute Design – Shorter flute design allows chips to fall freely from cutter.**



UNIQUE TOOTH GEOMETRY (Every other tooth is double beveled)



HEAVY-DUTY STEEL HAWG® CUTTERS AND ARBORS

FOR USE WITH MILWAUKEE ELECTROMAGNETIC DRILL PRESSES AND STATIONARY DRILL PRESSES

QUICK CHANGE ARBOR ASSEMBLIES FOR TANG DRIVE STEEL HAWG CUTTERS

Allows the use of tang drive steel hawg cutters with the large magnetic drill motors.

NO. 3 MORSE TAPER QUICK CHANGE ARBOR ASSEMBLY

49-57-0012

- For use on motors 4292-1 and 4297-1.

- Oil hose and hand pump included.



NO. 3 MORSE TAPER QUICK CHANGE WITH CHIP BREAKER

49-57-0013

- Automatic chip breaker feature clears drilling work area of long, spiraling chips.

- For use on motors 4292-1 and 4297-1.

- Oil hose and hand pump included.



3/4" STRAIGHT SHANK QUICK CHANGE ARBOR ASSEMBLY

49-57-0032

- For use on motor 4262-1.

- Oil hose and hand pump included.



HAWG WASH® 49-32-0081



Twelve 16 oz. bottles per case (Sold only in case lots)
ELIMINATE CUTTING FLUID EXPERIMENTATION – USE HAWG WASH WITH STEEL HAWG CUTTERS. Hawg Wash is a water soluble chemical fluid concentrate containing stable sulphur and chlorine additives. This product is designed for extreme pressure applications (tough alloys and severe operations) but is also excellent for general machining assignments. Hawg Wash is very efficient due to its combination of high cooling and strong lubricating characteristics. One 16 oz. bottle makes one gallon of solution. Proper mixing of concentrate requires mixing the concentrate into the water.

ARBOR WRENCH SET 49-96-0010



Necessary to disassemble arbor body.

HAWG WASH HAND PUMP 44-46-0090

HAWG WASH HAND PUMP OIL HOSE 43-75-0010

ARBOR ASSEMBLIES FOR THREADED SHANK STEEL HAWG CUTTERS

(Metric thread size M 18 x 1.5, 4 Lead)

3/4" SHANK ARBOR ASSEMBLY

49-57-0030

- For use on Motor 4262-1.

- Oil hose and hand pump included.



NO. 3 MORSE TAPER ARBOR ASSEMBLY

49-57-0010

- For use on Motor 4292-1 and 4297-1.

- Oil hose and hand pump included.



NO. 2 MORSE TAPER ARBOR ASSEMBLY

49-57-0020

- For threaded shank Steel Hawg cutters (Metric thread size M 18 x 1.5, 4 Lead)



#3 MORSE TAPER ASSEMBLY

49-57-0025

- For use on Motor 4292-1, 4297-1. #3 Morse Taper Assembly will allow 3/4" Weldon® Style Shank cutters to be used with Milwaukee's large magnetic drill stands.

- Oil hose and hand pump NOT included.



OIL HOSE AND HAND PUMP SOLD SEPARATELY

For threaded shank Steel Hawg cutters (Metric thread size M 18 x 1.5, 4 Lead)

QUICK CHANGE TANG DRIVE STEEL HAWG CUTTERS

FOR USE WITH QUICK CHANGE ARBOR ASSEMBLIES ABOVE.

- Carbide-tipped cutters penetrate metals three times faster, with less pressure and better results than twist drills.
- No pre-punching or pilot holes.
- Cut accurately.
- Minimize stock removal, leave a reamlike finish and have a maximum cutting depth of 1".
- These cutters fit directly into the 4245 Steel Hawg boring machine or can be used on electromagnetic drill motors with the arbor assemblies above.

CATALOG NUMBER	DIAMETER
49-57-0251	1/2"
49-57-0564	9/16"
49-57-0626	5/8"
49-57-0689	11/16"
49-57-0752	3/4"
49-57-0814	13/16"
49-57-0877	7/8"
49-57-0939	15/16"
49-57-1002	1"

CATALOG NUMBER	DIAMETER
49-57-1064	1-1/16"
49-57-1127	1-1/8"
49-57-1189	1-3/16"
49-57-1252	1-1/4"
49-57-1314	1-5/16"
49-57-1377	1-3/8"
49-57-1439	1-7/16"
49-57-1502	1-1/2"
49-57-1564	1-9/16"

CATALOG NUMBER	DIAMETER
49-57-1627	1-5/8"
49-57-1689	1-11/16"
49-57-1752	1-3/4"
49-57-1814	1-13/16"
49-57-1877	1-7/8"
49-57-1939	1-15/16"
49-57-2002	2"



KEY DRIVE STEEL HAWG CUTTERS (FOR DISCONTINUED 4240 ONLY)

Available in 26 sizes, from 1/2" to 2" diameters as shown below. All cutters have a maximum cutting depth of 1".

CATALOG NUMBER	DIAMETER	CATALOG NUMBER	DIAMETER
49-57-0250	1/2"	49-57-1251	1-1/4"
49-57-0563	9/16"	49-57-1313	1-5/16"
49-57-0625	5/8"	49-57-1376	1-3/8"
49-57-0688	11/16"	49-57-1438	1-7/16"
49-57-0751	3/4"	49-57-1501	1-1/2"
49-57-0813	13/16"	49-57-1563	1-9/16"
49-57-0876	7/8"	49-57-1626	1-5/8"
49-57-0938	15/16"	49-57-1688	1-11/16"
49-57-1001	1"	49-57-1751	1-3/4"
49-57-1063	1-1/16"	49-57-1813	1-13/16"
49-57-1126	1-1/8"	49-57-1876	1-7/8"
49-57-1188	1-3/16"	49-57-1938	1-15/16"
49-57-1218	1-7/32"	49-57-2001	2"



HEAVY-DUTY 13.0 AMP 8" METAL CUTTING SAW

6370-20



6370-21 (KIT)



- 1 Durable Magnesium Blade Shield Deflects Hot Metal Chips And Sparks
- 2 Integral Chiptank Efficiently Collects Waste For Easy Clean-Up
- 3 2-9/16" Depth Of Cut For One-Pass Through Most Metal Stud, Grating, Panel And Decking
- 4 Exclusive Quick-Release Blade Shield Latch For Convenient Chip Disposal And Blade Changes
- 5 Convenient Guard Retraction Lever For Plunge Cuts
- 6 Overload Protection Switch Protects the motor from overloading and premature motor failure.
- Dry Cut Technology Provides Faster, Cleaner, More Affordable Metal Cutting
- Powerful 13.0 Amp, 3700 Rpm Motor Optimized For Metal Cutting
- Heavy-Duty 22.0 Amp Switch
- Extra-Long 15', Extra-Thick Rubber Cordset
- Tactile-Grip Front And Rear Handles Enhance Comfort And Control
- Durable, Rust-Resistant, Stainless Steel Shoe Provides Smooth, Accurate Cuts
- Premium Cermet-Tipped Metal Cutting Blade Cuts Faster, Cleaner, Longer Than Other Carbide-Tipped Or Friction Blades
- Exclusive Sight-line And Blade Point-Of-Entry Indicators For Straight Accurate Cuts And Extended Blade Life
- Convenient Cut Depth Adjustment Lever
- Convenient On-Board Blade Wrench Storage



SPECIFICATIONS

CATALOG NUMBER	BLADE SIZE	VOLTS	AMPS	NO LOAD SPEED RPM	ARBOR	DEPTH OF CUT AT 90°	NET WEIGHT LBS. w/ BLADE & CORD	SHIP. WEIGHT LBS.
6370-20	8"	120 AC	13.0	3700	5/8"	2-9/16"	13.7	16.0
6370-21	8"	120 AC	13.0	3700	5/8"	2-9/16"	13.7	25.4

STANDARD EQUIPMENT: FOR 6370-20 – 8" Metal Cutting Circular Saw, Metal Cutting Blade 48-40-4515 and Hex Blade Wrench. FOR 6370-21 – 8" Metal Cutting Circular Saw, Metal Cutting Blade 48-40-4515, Hex Blade Wrench and Impact Resistant Carrying Case.

ACCESSORIES



CERMET-TIP METAL CUTTING SAW BLADES
See page 119 for Metal cutting blades.



HEX BLADE WRENCH
49-96-0345 Standard equipment with 6370-20 and 6370-21.

RIP FENCE KIT
49-22-4146 Includes two thumb screws.

BLADE WRENCH
49-96-6205

"Y" GREASE 1 LB. CAN (OR) 6 OZ. TUBE
49-08-5275 (Can) 49-08-5270 (Tube)



HEAVY-DUTY 14" ABRASIVE CUT-OFF MACHINES

6180-20



3900 RPM

6176-20

• HEAVY-DUTY CAST IRON BASE



3900 RPM

6180-20 FEATURES

- **Powerful 5.4 Max Horsepower 15 Amp Motor Can Handle the Toughest Application**
- **Heavy-Duty Cast Aluminum Base With 1/4" Reinforced Steel Plate To Prevent Warping And Provide Additional Strength.**
- **Quick Release And Adjustable Vise And 3-Position Fence**
3/8" thick metal vise and fence holds work securely and firmly
- **45° And 90° Markings**
Six markings in base make it easy to set up vise for 90° or 45° cuts for all three fence positions.
- **Horizontal D-Handle**
Provides optimal comfort on the ground or on a bench.
- **Exclusive Quick Change Tool-Free System**
Vise, fence and abrasive wheel removal require no tools. The only tool-free cut-off machine available today!

6176-20 FEATURES

- **High Powered 3.2 Max Horsepower, 15 Amp Motor**
Ideal for cutting dry wall track, light gauge steel studs, threaded rod, Unistrut™, EMT™, pipe, rebar and more.
- **Heavy-Duty Cast Iron Base**
Can withstand daily job-site abuse.
- **Quick Release Locking Vise**
Securely holds material while providing fast and efficient adjustments.
- **Chain Lock-Down And Large Carrying Handle**
For Easy Portability

SPECIFICATIONS

90° CAPACITIES

CATALOG NUMBER	WHEEL SIZE	VOLTS	AMPS	MAXIMUM HORSEPOWER	NO LOAD RPM	ARBOR SIZE	O.D. PIPE DIAMETER	SQUARE STOCK	NET WGT. LBS.	SHIP. WGT. LBS.
6176-20	14"	120 AC/DC	15.0	3.2	3900	1"	5"	5"	47.5	51.3
6180-20	14"	120 AC/DC	15.0	5.4	3900	1"	5-3/8"	5"	49.5	55.0

STANDARD EQUIPMENT: FOR 6176-20 — Includes Tool, 14" Abrasive Wheel and Hex Wrench 49-96-6176. 6180-20 — Includes Tool and 14" Abrasive Wheel.

ACCESSORIES – PREMIUM ABRASIVE CUT-OFF WHEELS



High performance abrasive wheels specifically designed for use on Stationary (chop saws) and Hand Held (Gas/Electric Saws) machines. Premium quality, abrasive, formulations for cutting applications in metal and masonry. Ideal for all gauges of drywall track, rebar, conduit, pipe and channels. Use metal stud cutting blade, 49-94-1410, for drywall track.

TYPE 1 PREMIUM ABRASIVE CUT-OFF WHEELS FOR STATIONARY ABRASIVE CUT-OFF MACHINES (Not intended to be used on hand-held cut-off machines)

CATALOG NUMBER	DIA.	THICKNESS	ARBOR DIA.	ABRASIVE TYPE	ABRASIVE SPECIFICATION	APPLICATION	MAX. SPEED	QTY.
49-94-1220	12"	3/32"	1"	Aluminum Oxide	A36P	General Purpose-Metal	5095 RPM	10
49-94-1405	14"	3/32"	1"	Aluminum Oxide	A36P	General Purpose-Metal (Double Reinforced)	4365 RPM	5
49-94-1410	14"	3/32"	1"	Aluminum Oxide	A36P	Metal Stud	4365 RPM	10
49-94-1415	14"	3/32"	1"	Aluminum Oxide	A36P	General Purpose-Metal (Center Reinforced)	4365 RPM	5

TYPE 1 PREMIUM ABRASIVE CUT-OFF WHEELS FOR GAS/ELECTRIC HAND HELD CUT-OFF MACHINES (Not intended to be used on stationary cut-off machines)

CATALOG NUMBER	DIA.	THICKNESS	ARBOR DIA.	ABRASIVE TYPE	ABRASIVE SPECIFICATION	APPLICATION	MAX. SPEED	QTY.
49-94-1270	12"	1/8"	20 mm	Aluminum Oxide	A24R	General Purpose-Metal	6360 RPM	10
49-94-1275	12"	1/8"	1"	Aluminum Oxide	A24R	General Purpose-Metal	6360 RPM	10
49-94-1280	12"	1/8"	20 mm	Silicon Carbide	C24T	Masonry	6360 RPM	10
49-94-1285	12"	1/8"	1"	Silicon Carbide	C24T	Masonry	6360 RPM	10
49-94-1470	14"	1/8"	20 mm	Aluminum Oxide	A24R	General Purpose-Metal	5400 RPM	10
49-94-1475	14"	1/8"	1"	Aluminum Oxide	A24R	General Purpose-Metal	5400 RPM	10
49-94-1480	14"	1/8"	20 mm	Silicon Carbide	C24T	Masonry	5400 RPM	10
49-94-1485	14"	1/8"	1"	Silicon Carbide	C24T	Masonry	5400 RPM	10

WRENCHES

- 49-96-0225 Hex Wrench
- 49-96-4125 Open End Wrench

FLANGES

- 43-34-0780 Top Flange
- 43-34-0785 Back Flange
- 44-40-0605 Flange Nut 20mm
- 44-40-0750 Flange Nut 1"



HEAVY-DUTY 14" DRY CUT-OFF MACHINE

6190-20



1500 RPM


- Dry Cut Technology-Cuts On Average 3 Times Faster Than Abrasive Machines
- Cost 1-1/2 Times Less Than An Abrasive Cut-off Machine To Operate



- Cuts Fast With Virtually No Sparks Or Burrs
- Heavy-Duty Cast Aluminum Base With 1/4" Reinforced Steel Plate To Prevent Warping and Provide Additional Strength

- No Tools Required
For adjusting vise and fence.

- Quick Release and Adjustable Vise and 3-Position Fence
3/8" thick metal vise and fence holds work securely and firmly



- 45° and 90° Markings
Six markings in base make it easy to set up vise for 90° or 45° cuts for all three fence positions



- Horizontal D-Handle
Provides optimal comfort on the ground or on a bench.

SPECIFICATIONS

90° CAPACITIES

CATALOG NUMBER	WHEEL SIZE	VOLTS	AMPS	MAXIMUM HORSEPOWER	NO LOAD RPM	ARBOR SIZE	O.D. PIPE DIAMETER	SQUARE STOCK	NET WGT. LBS.	SHIP. WGT. LBS.
6190-20	14"	120 AC/DC	15.0	4.8	1500	1"	5-3/8"	5"	49.5	55.0

STANDARD EQUIPMENT: FOR 6190-20 — Includes Tool, 14" 72 tooth carbide tipped blade and hex key.

ACCESSORIES

14" ENDURANCE BLADES



Designed to reduce vibration for smoother, quieter cuts. Reduces heat, sparks and noise.

General purpose ferrous metal blade. Ideal for black pipe, channel, angle iron, tubing (square, rectangular and round), conduit, threaded rod and unistrut.

CATALOG NUMBER	NUMBER OF TEETH	MAX RPM	TOOTH MATERIAL	DESCRIPTION	KERF THICKNESS
48-40-4505	72	1800	Carbide	General Purpose Dry Cut Metal Cutting	.086"
48-40-4510	90	1800	Carbide	General Purpose Dry Cut Metal Cutting	.086"

Ideal for light gauge ferrous metal applications.



HEAVY-DUTY BANDFILE

6101-6



- Grind, Deburr, Blend, Clean Polish, Surface, Condition
- Powerful Milwaukee Quiet 5.5 Amp Motor
- 1/2" x 18" Contact Arm
- 180° Tool-Free Adjustable Head
- 3-Position Side Handle
- On/Off Paddle Switch



Grind and deburr ends of metal stock.



Strap polishing using contact arm 48-08-0290.




Effective in sanding hard to reach places on wood and other non-metallic surfaces.

SPECIFICATIONS

CATALOG NUMBER	VOLTS AC	AMPS	SFPM	LENGTH (INS.)	NET WGT. (LBS.)	SHIP. WGT. (LBS.)
6101-6	120	5.5	2,300	18.5	6.0	7.8

STANDARD EQUIPMENT: FOR 6101-6 – Includes Side Handle, 1/2" Arm and Belt Assortment 49-93-8120.



OFFSET CONTACT ARM

48-08-0290 For finishing curved surfaces.

3/4" CONTACT ARM

48-08-0295 For finishing flat surfaces.

ACCESSORIES

MILWAUKEE BANDFILE BELTS

Are made with premium, natural mineral abrasives adhered to heat resistant cloth backing for extended wear under the toughest conditions. They are ideal for grinding, deburring, sanding or polishing a wide variety of base materials including metal, wood, plastics, fiberglass and composites. Use non-woven conditioning belts to blend or polish and aluminum oxide belts where stock removal is desired.



3/4" BELT SELECTION FOR USE WITH CONTACT ARM 48-08-0295

CATALOG NUMBER	PKG. SIZE	GRIT	DESCRIPTION	QTY.
49-93-8111	3/4"x 18"	Very Fine	Non-Woven Conditioning Belt	5
49-93-8112	3/4"x 18"	Medium	Non-Woven Conditioning Belt	5
49-93-8113	3/4"x 18"	Coarse	Non-Woven Conditioning Belt	5
49-93-8114	3/4"x 18"	Assortment	Non-Woven Conditioning Belt	5
49-92-8131	3/4"x 18"	Very Fine	Non-Woven Conditioning Belt	25
49-92-8132	3/4"x 18"	Medium	Non-Woven Conditioning Belt	25
49-92-8133	3/4"x 18"	Coarse	Non-Woven Conditioning Belt	25
49-93-8125	3/4"x 18"	60	Alum. Oxide Resin Cloth	10
49-93-8126	3/4"x 18"	80	Alum. Oxide Resin Cloth	10
49-93-8127	3/4"x 18"	120	Alum. Oxide Resin Cloth	10
49-93-8128	3/4"x 18"	180	Alum. Oxide Resin Cloth	10
49-93-8129	3/4"x 18"	240	Alum. Oxide Resin Cloth	10
49-93-8130	3/4"x 18"	Assortment	Alum. Oxide Resin Cloth	10
49-92-8125	3/4"x 18"	60	Alum. Oxide Resin Cloth	50
49-92-8126	3/4"x 18"	80	Alum. Oxide Resin Cloth	50
49-92-8127	3/4"x 18"	120	Alum. Oxide Resin Cloth	50
49-92-8128	3/4"x 18"	180	Alum. Oxide Resin Cloth	50
49-92-8129	3/4"x 18"	240	Alum. Oxide Resin Cloth	50

1/2" BELT SELECTION

CATALOG NUMBER	SIZE	GRIT	DESCRIPTION	PKG. QTY.
49-93-8101	1/2" x 18"	Very Fine	Non-Woven Conditioning Belt	5
49-93-8103	1/2" x 18"	Medium	Non-Woven Conditioning Belt	5
49-93-8105	1/2" x 18"	Coarse	Non-Woven Conditioning Belt	5
49-93-8110	1/2" x 18"	Assortment	Non-Woven Conditioning Belt	5
49-92-8101	1/2" x 18"	Very Fine	Non-Woven Conditioning Belt	25
49-92-8103	1/2" x 18"	Medium	Non-Woven Conditioning Belt	25
49-92-8105	1/2" x 18"	Coarse	Non-Woven Conditioning Belt	25
49-93-8115	1/2" x 18"	60	Alum. Oxide Resin Cloth	10
49-93-8116	1/2" x 18"	80	Alum. Oxide Resin Cloth	10
49-93-8117	1/2" x 18"	120	Alum. Oxide Resin Cloth	10
49-93-8118	1/2" x 18"	180	Alum. Oxide Resin Cloth	10
49-93-8119	1/2" x 18"	240	Alum. Oxide Resin Cloth	10
49-93-8120	1/2" x 18"	Assortment	Alum. Oxide Resin Cloth	10
49-92-8115	1/2" x 18"	60	Alum. Oxide Resin Cloth	50
49-92-8116	1/2" x 18"	80	Alum. Oxide Resin Cloth	50
49-92-8117	1/2" x 18"	120	Alum. Oxide Resin Cloth	50
49-92-8118	1/2" x 18"	180	Alum. Oxide Resin Cloth	50
49-92-8119	1/2" x 18"	240	Alum. Oxide Resin Cloth	50

*Catalog Numbers noting a 25 or 50 count are packaged loose in a box. All others are in hangable tri-lingual sleeves.



HEAVY-DUTY 4-1/2" & 5" SUPER MAGNUM® 12.0 AMP SANDER/GRINDERS

6153-20

- 4-1/2" SANDER/GRINDER



6154-20

- 4-1/2" SANDER/GRINDER
- LOCK-ON AND DIAL SPEED FEATURE



6155-20

- 5" SANDER/GRINDER



6156-20

- 5" SANDER/GRINDER
- LOCK-ON AND DIAL SPEED FEATURE



EXCLUSIVE SUPER MAGNUM SANDER/GRINDER FEATURES

- **Powerful 12.0 Amp Motor With Long Life Brushes And High Output Fans**
Provides high performance power for grinding, cutting, and finishing operations.
- **Paddle Switch With Integrated Lock-Off Button**
Allows multiple hand positions to ease operator fatigue.
- **Cast Aluminum Gear Housing With Recessed Spindle Lock**
Accessory change is fast and easy – single wrench operation.
- **Adjustable Wheel Guard**
Tool-free adjustment.

EXCLUSIVE 6154-20 AND 6156-20 FEATURES

- **Lock-On Button For Continuous Operation**
- **Electronic Feedback**
Maintains speed and torque under load conditions.
- **Dial Speed Control**
To match optimum RPM to application.
- **Soft Start Increases Gear And Bearing Life**
- **Electronic Overload Protection**
Automatically limits current to protect motor.
- **10' Quik-Lok® Cord For Tangle Free Carrying And Storage—Instant Field Repair**
16-gauge, 2-wire rubber cord No. 48-76-5010.

ACCESSORIES

SIDE HANDLE	(Standard Equipment)
49-15-0310	
SPANNER WRENCH	(Standard Equipment)
49-96-7205	
GUARD	(Standard Equipment)
49-12-0365	4-1/2" Guard
49-12-0366	5" Guard
GUARDS – FOR TYPE 1 DISCS	
For all Magnum, Super Magnum, 6140, 6145 and 6141 models.	
49-12-0361	4-1/2" Guard.
49-12-0362	5" Guard.
FLANGES AND NUTS	(Standard Equipment)
49-05-0041	Back Flange (Standard Equipment)
49-05-0050	For all 4-1/2" and 5" models with a 1/2" - 13 spindle.
49-05-0051	For all 4-1/2" and 5" models with a 5/8" - 11 spindle. (Standard Equipment)
MAGNUM SERIES GRINDER CARRYING CASE	
48-55-9082	Steel case.



Ergonomic body design with extended paddle switch.



Spindle lock for fast and easy single wrench operation.



5-position disc guard requires no tools.

SPECIFICATIONS

CATALOG NUMBER	SPEED RPM	DISC DIA.	VOLTS	MAX POWER OUTPUT (WATTS/HP)	AMPS	SPINDLE THREAD SIZE*	LENGTH INS.	WIDTH INS.	NET WGT. LBS.	SHIP. WGT. LBS.
6153-20 Δ	11,000	4-1/2"	120 AC-DC	1570/2.1	12.0	5/8"-11	14	5	6.5	7.2
6154-20 Δ	4,000-11,000	4-1/2"	120 AC ONLY	1570/2.1	12.0	5/8"-11	14	5	6.5	7.2
6155-20 Δ	11,000	5"	120 AC-DC	1570/2.1	12.0	5/8"-11	14	5-1/2	6.6	7.3
6156-20 Δ	4,000-11,000	5"	120 AC ONLY	1570/2.1	12.0	5/8"-11	14	5-1/2	6.6	7.3

STANDARD EQUIPMENT: FOR ALL – Side Handle, Spanner Wrench, Grinding Disc, Guard, Back Flange, and Flange Nut.

Δ When used as a grinder, guard must be used for O.S.H.A. compliance and safety.

* Flange designed to accommodate 7/8" hub depressed center wheel, diamond blades, and Type 1 wheels (use Type 1 guard)



HEAVY-DUTY 4-1/2" & 5" MAGNUM® 8.5 AMP SANDER/GRINDERS

6148-6

- 4-1/2" SANDER/GRINDER WITH LOCK-ON



6149-6 (KIT)

- INCLUDES 6148-6



6151

- 4-1/2" SANDER/GRINDER



6149-20

- 5" SANDER/GRINDER WITH LOCK-ON



- **Powerful 8.5 Amp Motor With Long Life Brushes And High Output Fans**
Provides high performance power for grinding, cutting, and finishing operations.
- **Paddle Switch With Integrated Lock-Off Button**
Allows multiple hand positions to ease operator fatigue.
- **Optimum Speed For Various Accessories**
Including resin bonded abrasives, wire brushes, resin fiber discs and abrasive flap discs.
- **Cast Aluminum Gear Housing With Recessed Spindle Lock**
Accessory change is fast and easy – single wrench operation.
- **3-Position Large Flanged Side Handle**
Eases operator fatigue.
- **Adjustable Wheel Guard**
Tool-free adjustment.
- **Lock-On Button**
For continuous operation (except on model 6151).

ACCESSORIES

SIDE HANDLE (Standard Equipment)
49-15-0310



SPANNER WRENCH (Standard Equipment)
49-96-7205



GUARD
49-12-0365 4-1/2" Guard
49-12-0366 5" Guard

GUARDS – FOR TYPE 1 DISCS

For all Magnum, Super Magnum, 6140, 6145 and 6141 models.

49-12-0361 4-1/2" Guard.
49-12-0362 5" Guard.

FLANGES AND NUTS

49-05-0041 Back Flange
49-05-0050 For all 4-1/2" and 5" models with a 1/2" - 13 spindle.
49-05-0051 For all 4-1/2" and 5" models with a 5/8" - 11 spindle.

MAGNUM SERIES GRINDER CARRYING CASE
48-55-9082 Steel case.



Ergonomic body design with extended paddle switch.



Spindle lock for fast and easy single wrench operation.



5-position, quick change disc guard requires no tools.

SPECIFICATIONS

CATALOG NUMBER	SPEED RPM	DISC DIA.	VOLTS AC-DC	MAX POWER OUTPUT (WATTS/MAX HP)	AMPS	SPINDLE THREAD SIZE*	LENGTH (IN.)	WIDTH (IN.)	NET WGT. LBS.	SHIP. WGT. LBS.
6148-6 Δ	10,000	4-1/2"	120	1200/1-2/3	8.5	5/8"-11	14	5	4.9	6.1
6149-6 KIT Δ	10,000	4-1/2"	120	1200/1-2/3	8.5	5/8"-11	14	5	13.4	14.0
6151 Δ	10,000	4-1/2"	120	1200/1-2/3	8.5	5/8"-11	14	5	4.9	6.0
6149-20	10,000	5"	120	1200/1-2/3	8.5	5/8"-11	14	5-1/2	5.2	6.2

STANDARD EQUIPMENT: FOR 6148-6, 6151 AND 6149-20 – Side Handle, Spanner Wrench, Grinding Disc, Guard and Flange Set. **FOR 6149-6** – Same as 6148-6 Plus Carrying Case.

Δ When used as a grinder, guard must be used for O.S.H.A. compliance.

* Flange designed to accommodate 7/8" hub depressed center wheel, diamond blades, and Type 1 wheels (use Type 1 guard).



HEAVY-DUTY 4-1/2" AND 5" 5.5 AMP SANDER/GRINDERS

4-1/2" DIAMETER MODELS

6140-6

- 5/8"-11 SPINDLE SIZE



6145

- 1/2"-13 SPINDLE SIZE



5" DIAMETER MODEL

6141

- 5/8"-11 SPINDLE SIZE



- **Powerful 5.5 Amp 3/4 Maximum HP Motor With Long Life Brushes And High Output Fans**
Provides high performance power for grinding, cutting, and finishing operations.
- **Optimum Speed For Various Accessories**
Including resin bonded abrasives, wire brushes, resin fiber discs and abrasive flap discs.
- **All Ball And Roller Bearing Construction**
- **Spiral Bevel Gears**
For optimum motor torque transfer, improved performance and durability. Replaceable armature pinion gear.
- **Cast Aluminum Gear Housing With Recessed Spindle Lock**
Accessory change is fast and easy – single wrench operation.
- **3-Position Side Handle**
- **Adjustable Wheel Guard**
Tool-free adjustment.



SPECIFICATIONS

CATALOG NUMBER	SPEED RPM	DISC DIA.	VOLTS AC-DC	AMPS	MAXIMUM POWER OUTPUT (WATTS/MAX HP)	SPINDLE SIZE *	LENGTH	NET WGT. LBS.	SHIP.WGT LBS.
6140-6 Δ	10,000	4-1/2"	120	5.5	560/3/4	5/8"-11	10-1/2"	4.5	6.0
6145 Δ	10,000	4-1/2"	120	5.5	560/3/4	1/2"-13	10-1/2"	4.5	6.0
6141 Δ	10,000	5"	120	5.5	560/3/4	5/8"-11	10-1/2"	5.0	6.3

STANDARD EQUIPMENT: FOR 6140-6, 6145 AND 6141 – Side Handle, Spanner Wrench, Grinding Disc, Type 27 Guard, Back Flange and Flange Nut.

Δ When used as a grinder, guard must be used for O.S.H.A. compliance.

* Flange designed to accommodate 7/8" hub depressed center wheel, diamond blades, and Type 1 wheels (use Type 1 guard)

ACCESSORIES

GUARDS – MOVEABLE

49-12-0365 4-1/2" – moveable. For "E" and above serial number tools. (Not applicable on A thru D serial number tools.)

49-12-0366 5" – moveable. For "E" and above serial number tools. (Not applicable on A thru D serial number tools.)

GUARDS – FOR TYPE 1 DISCS

For all Magnum, Super Magnum, 6140, 6145 and 6141 models.

49-12-0361 4-1/2" Guard.

49-12-0362 5" Guard.

GUARDS – SINGLE SCREW

49-12-0320 4-1/2" – single screw. For previous models serial number "D" and below.

49-12-0330 5" – single screw. For previous models serial number "D" and below.

FLANGES AND NUTS

49-05-0041 Back Flange.

49-05-0050 Flange nut. *For use with 6145

49-05-0051 Flange nut.

REMOVABLE SIDE HANDLE

49-15-0310



SPANNER WRENCH

49-96-7205 Spanner wrench



STEEL CARRYING CASE

48-55-0885

IMPACT RESISTANT CARRYING CASE

48-55-0886 Protective carrying case...high impact polyethylene. May be used with either 4-1/2" or 5" sander/grinders.



HEAVY-DUTY 6" RIGHT ANGLE GRINDER

6160-20
• 9000 RPM



- **1.9 Max Horsepower, 11.0 Amp Motor** (9000 rpm) easily handles the toughest cutting and grinding applications.
- **Paddle Style Switch**
For optimal comfort and operator control; the preferred style on most major job sites.
- **Solid State Electronics – Tachometer Feedback**
 - Constant speed under load – optimizes cutting and grinding performance.
 - Soft start – reduces start-up torque and improves gear life.
 - Overload protection – helps prevent over heating and motor failures.
- **Tool-Free, Five-Position Guard For Fast Guard Adjustments**
- **Three Position Side Handle**
For maximum control and comfort during cutting and grinding applications.
- **Directed Air Flow Through Four Exhaust Vents For Cooler Running and Longer Motor Life**
- **Lightweight**
Only 6.6 pounds and compact to fit in tight spaces.
- **Superior Life Test Results When Simulating A Typical Cutting Application:**



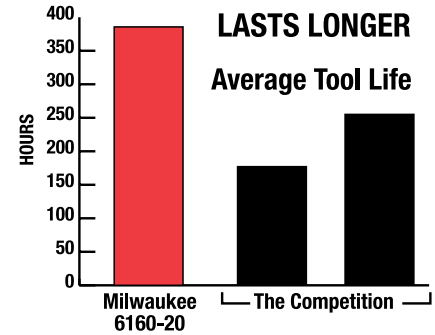
CUTTING:

- Tubing, Pipe or Conduit • Angle Iron
- Channel and I-beam • Rebar • UniStrut
- Anchors • Sheet Steel



GRINDING:

- Welds • Steel and Stainless Steel



Source: Internal test data.

SPECIFICATIONS

CATALOG NUMBER	SPEED RPM	DISC DIA.	VOLTS	AMPS	MAXIMUM HORSEPOWER	SPINDLE THREAD SIZE	OVERALL LENGTH	NET WGT. LBS.	SHIP. WGT. LBS.
6160-20	9000	6"	120 AC ONLY	11.0	1.9	5/8"-11	12-5/8"	6.6	8.5

STANDARD EQUIPMENT: FOR 6160-20 — Tool, side handle 49-15-0310, Type 27 guard (49-12-0300), back flange (49-05-0110), flange nut (49-05-0125), abrasive cutting wheel (49-94-6305).

ACCESSORIES

Milwaukee's new line of 6" high quality grinding and cut-off wheels are designed to provide maximum life, fast, efficient metal removal and cutting.

Abrasive wheel specifications and types are defined by Diameter X Thickness X Center Hole / Hub Size.

- 7/8" center hole diameter requires the use of back flange and flange nut (included with tool).
- 5/8"-11 hub threads directly onto shaft.



Type 1 Wheels



Type 27 Wheels
(Depressed Center)

PREMIUM ABRASIVE WHEELS

Cut-Off Applications:

Cat. Number	Description	Application	Qty/Ctn	Type
49-94-6300	6" X .045" X 7/8"	Stainless Steel / Metal	25	1
49-94-6305	6" X .045" X 7/8"	Stainless Steel / Metal	25	27

Grinding / Cut-Off Applications:

49-94-6360	6" X 1/8" X 5/8"-11	Pipe line / Cutting & Grinding	5	27
------------	---------------------	--------------------------------	---	----

Grinding Applications:

49-94-6330	6" X 1/4" X 5/8"-11	Stainless Steel / Metal	5	27
49-94-6340	6" X 1/4" X 7/8"	Stainless Steel / Metal	10	27

GUARD-TYPE 1

49-12-0305

Five-position, tool-free Type 1 guard allows for fast guard adjustments. Per OSHA and ANSI standards, a Type 1 guard must be used with Type 1 wheels (abrasive or diamond).



Note: OSHA and ANSI standards require the use of a Type 1 guard with a Type 1 wheel (abrasive or diamond).



HEAVY-DUTY 7"/9" 13.0 AMP SANDERS

6072

• 5000 RPM



6078

• 0-6000 RPM
• DIAL SPEED FEATURE



- **MILWAUKEE Sanders May Be Converted To Grinders By Using The Proper Wheel Guard For Grinding Operations.**
- **Powerful 13.0 Amp 2-1/4 Maximum HP With Long Life Brushes And High Output Fans**
Provides high performance power for grinding, cutting, and finishing operations.
- **Optimum Speed Range For Various Accessories**
Including resin bonded abrasives, wire brushes, resin fiber discs and abrasive flap discs.
- **All Ball And Roller Bearing Construction**
- **Spiral Bevel Gears**
For optimum motor torque transfer, improved performance and durability. Replaceable armature pinion gear.
- **Cast Aluminum Gear Housing With Recessed Spindle Lock**
Accessory change is fast and easy – single wrench operation.
- **2-Position Side Handle**
- **Adjustable Wheel Guard**
- **Lock-On Button For Continuous Operation**

EXCLUSIVE 6078 FEATURE:

- **Dial Speed Control**
To match optimum RPM to application.
- **2-Wire Quik-Lok® Cord* Sets**
Quick detachment from tool for tangle free carrying and storage. Instant field repair and safe replacement. Tools come with 2-wire, 10'-16 gauge rubber cord No. 48-76-5010. A 25' cord No. 48-76-5025 is also available.



*2-Wire Quik-Lok Cord is not compatible with previous 3-Wire Quik-Lok configurations.

ACCESSORIES

TYPE "G" GREASE

49-08-4140 1 lb. can

SPECIFICATIONS

CATALOG NUMBER	SPEED RPM	DISC DIA.	VOLTS	AMPS	MAX. POWER OUTPUT (WATTS)	MAXIMUM HORSEPOWER	SPINDLE THREAD SIZE	LENGTH	NET WGT. LBS.	SHIP. WGT. LBS.
6072	5000	7"/9"	120 AC-DC	13.0	1680	2-1/4	5/8"-11	17"	9.3	11.3
6078	0-6000	7"/9"	120 AC ONLY	13.0	1680	2-1/4	5/8"-11	17"	9.3	11.3

STANDARD EQUIPMENT: FOR 6072 — Side Handle, Flange and Nylon Washer Only. Order All Accessories Separately. **FOR 6078** — Side Handle, 10' 2-Wire Quik-Lok Cord, Flange and Nylon Washer Only. Order All Accessories Separately.

6065-6

• 5000 RPM



6066-6

• 6000 RPM



- **MILWAUKEE Sanders May Be Converted To Grinders By Using The Proper Wheel Guard For Grinding Operations – (See Accessory Pages)**
- **Powerful 15.0 Amp 3-1/2 Maximum HP With Long Life Brushes And High Output Fans**
Provides high performance power for grinding, cutting, and finishing operations.
- **Cast Aluminum Gear Housing With Recessed Spindle Lock**
Accessory change is fast and easy – single wrench operation.
- **Optimum Speed Range For Various Accessories**
Including resin bonded abrasives, wire brushes, resin fiber discs and abrasive flap discs.
- **All Ball And Roller Bearing Construction**
- **Spiral Bevel Gears**
For optimum motor torque transfer, improved performance and durability. Replaceable armature pinion gear.
- **Lock-On Button For Continuous Operation**
- **2-Position Side Handle**

SPECIFICATIONS

CATALOG NUMBER	SPEED RPM	DISC DIA.	GUARD TYPE	VOLTS AC-DC	AMPS	MAX. POWER OUTPUT (WATTS)	MAXIMUM HORSEPOWER	SPINDLE THREAD SIZE	LENGTH	NET WGT. LBS.	SHIP. WGT. LBS.
6065-6	5000	7"/9"	–	120	15.0	2610	3-1/2	5/8"-11	17-1/2"	12.0	15.3
6066-6	6000	7"/9"	–	120	15.0	2610	3-1/2	5/8"-11	17-1/2"	12.0	15.3

STANDARD EQUIPMENT: FOR 6065-6 and 6066-6 — Side Handle, Flange and Nylon Washer Only. Order All Accessories Separately.



HEAVY-DUTY 15.0 AMP SANDERS

6080-20

- 7"/9" DIAMETER
- 6000 RPM



**SUPERIOR
ERGONOMICS**

6081-20

- 7"/9" DIAMETER
- 6000 RPM



**OUTSTANDING
DURABILITY AND
PERFORMANCE**

6082-20


- 7"/9" DIAMETER
- 6000 RPM
- EXCLUSIVE 9-POSITION ROTATING MAIN GRIP



- **Powerful 15.0 Amp 4.0 Maximum Horsepower**
Provides high performance power for grinding, cutting, and finishing operations.
- **Side And Main Grip Angled For Optimum Comfort**
- **Lightweight**
- **Comfortable Two Finger Switch**
- **3-Position Side Handle**
- **Cast Aluminum Gear Housing With Conveniently Located Spindlelock**
Accessory change is fast and easy-single wrench operation.
- **Spiral Bevel Gears**
For optimum motor torque transfer, improved performance and durability. Replaceable armature pinion gear.
- **Outstanding Durability And Performance**
Epoxy coated field windings and armature. gear case is specially sealed. Long lasting brushes.
- **Heavy-Duty Tool Rest Cast In The Gear Case**
- **Optimum Speed For Various Accessories**
Including resin bonded abrasives, wire brushes, resin fiber discs and abrasive flap discs.

EXCLUSIVE 6082-20 FEATURES

- **9-Position Rotating Main Grip**
Provides optimum comfort when grinding or cutting in any position.



SPECIFICATIONS

CATALOG NUMBER	SPEED RPM	DISC DIA.	VOLTS AC-DC	AMPS	CORD	DOUBLE INSULATED /GROUNDED	SWITCH LOCK	GUARD	LENGTH	NET WGT. LBS.	SHIP. WGT. LBS.
6080-20	6000	7"/9"	120	15.0	FIXED	DOUBLE INSULATED	N/A	OPTIONAL	19-1/4"	11.8	14.7
6081-20	6000	7"/9"	120	15.0	FIXED	GROUNDED	N/A	OPTIONAL	19-1/4"	11.8	14.7
6082-20	6000	7"/9"	120	15.0	FIXED	DOUBLE INSULATED	N/A	OPTIONAL	19-1/4"	11.8	14.7

STANDARD EQUIPMENT: Side Handle and Nylon Washer.



HEAVY-DUTY 15.0 AMP GRINDERS

6088-20
 • 7" DIAMETER
 • 6000 RPM



**OUTSTANDING
DURABILITY AND
PERFORMANCE**

6086-20
 • 9" DIAMETER
 • 6000 RPM



**SUPERIOR
ERGONOMICS**

6089-20
 • 9" DIAMETER
 • 6000 RPM



**EXCLUSIVE
9-POSITION
ROTATING
MAIN GRIP**

- **Powerful 15.0 Amp, 4.0 Maximum Horsepower**
Provides high performance power for grinding, cutting, and finishing operations.
- **Side And Main Grip Angled For Optimum Comfort**
- **Lightweight**
- **Comfortable Two Finger Switch**
- **3-Position Side Handle**
- **Cast Aluminum Gear Housing With Conveniently Located Spindlelock**
Accessory change is fast and easy-single wrench operation.
- **Spiral Bevel Gears**
For optimum motor torque transfer, improved performance and durability. Replaceable armature pinion gear.
- **Outstanding Durability And Performance**
Epoxy coated field windings and armature. gear case is specially sealed. Long lasting brushes.
- **Heavy-Duty Tool Rest Cast In The Gear Case**
- **Optimum Speed For Various Accessories**
Including resin bonded abrasives, wire brushes, resin fiber discs and abrasive flap discs.

EXCLUSIVE 6089-20 FEATURES

- **9-Position Rotating Main Grip**
Provides optimum comfort when grinding or cutting in any position.



SPECIFICATIONS

CATALOG NUMBER	SPEED RPM	DISC DIA.	VOLTS AC-DC	AMPS	CORD	DOUBLE INSULATED /GROUNDED	SWITCH LOCK	GUARD	LENGTH	NET WGT. LBS.	SHIP. WGT. LBS.
6088-20	6000	7"	120	15.0	FIXED	DOUBLE INSULATED	LOCK-ON	7" GUARD	19-1/4"	13.7	16.5
6086-20	6000	9"	120	15.0	QUIK-LOK®	DOUBLE INSULATED	LOCK-ON	9" GUARD	19-1/4"	14.1	17.4
6089-20	6000	9"	120	15.0	QUIK-LOK®	DOUBLE INSULATED	LOCK-ON	9" GUARD	19-1/4"	14.1	17.4


STANDARD EQUIPMENT: Side Handle, Nylon Washer, Back Flange, Flange Nut, and Spanner Wrench. **FOR 6088-20** – 7" guard and 7" grinding wheel. **FOR 6086-20 and 6089-20** – 9" guard and 9" grinding wheel.



HEAVY-DUTY SANDER ACCESSORIES



BACKING PAD ASSEMBLIES



SPIRAL RUBBER PAD ASSEMBLIES

Spiral design backing pad is air cooled...Ideal for all sanding applications on metal, plastic, fiberglass, etc. Complete assembly includes Rubber Pad and Disc Nut. Does Not Include Abrasive Sanding Disc.

- 49-36-3800 7" Dia., 5/8"-11 Thread, Max. Speed 7500 RPM.
- 49-36-3850 9" Dia., 5/8"-11 Thread, Max. Speed 6000 RPM.
- 49-40-0360 Disc Nut only.

RUBBER PAD ASSEMBLIES

Complete assembly includes Rubber Pad and Disc Nut. Does Not Include Abrasive Sanding Disc.

- 49-36-3700 7" Dia., 5/8"-11 Thread, Max. Speed 8500 RPM.
- 49-36-3750 9" Dia., 5/8"-11 Thread, Max. Speed 7500 RPM.
- 49-40-0360 Disc Nut only.

STANDARD PHENOLIC DISC ASSEMBLIES

Complete assembly includes Rubber Pad, Disc and Disc Nut. Does Not Include Abrasive Sanding Disc.

- 49-36-6000 7" Dia., 5/8"-11 Thread, Max. Speed 7000 RPM.
- 49-36-6050 9" Dia., 5/8"-11 Thread, Max. Speed 7000 RPM.
- 49-40-0350 Disc Nut only.

PHENOLIC DISC ONLY (WHEN PURCHASED SEPARATELY)

Must be used with Rubber Pad No. 49-36-3500.

- 48-80-6000 7" Dia., 5/8"-11 Thread, Max. Speed 7000 RPM.
- 48-80-6050 9" Dia., 5/8"-11 Thread, Max. Speed 7000 RPM.
- 49-36-3500 Rubber Pad only. Maximum Speed 7000 RPM.
- 49-40-0350 Disc Nut only.

POLYPROPYLENE PAD KITS

Includes backing pad and disc nut.

- 49-36-3455 4-1/2" Dia., 5/8"-11 Thd., Max. Spd. 13,000 RPM.
- 49-36-3450 4-1/2" Dia., 1/2"-13 Thd., Max. Spd. 13,000 RPM. For use with 6145 and previous Model 6147 Kit.
- 49-36-3465 5" Dia., 5/8"-11 Thd., Max. Speed 13,000 RPM. For use with 6141.
- 49-36-3460 5" Dia., 1/2"-13 Thread, Max. Speed 13,000 RPM. For use with previous Model 6146.

POLYPROPYLENE PADS

Assembly includes Disc Nut. Does Not Include Abrasive Sanding Disc.

- 49-36-3452 4-1/2" Dia., 1/2"-13 Thd., Max. Spd. 13,000 RPM.
- 49-36-3453 4-1/2" Dia., 5/8"-11 Thd., Max. Spd. 13,000 RPM.
- 49-36-3462 5" Dia., 1/2"-13 Thread, Max. Speed 13,000 RPM.
- 49-36-3463 5" Dia., 5/8"-11 Thread, Max. Speed 13,000 RPM.
- 49-36-3900 7" Dia., 5/8"-11 Thread, Max. Speed 10,000 RPM.
- 49-36-3950 9" Dia., 5/8"-11 Thread, Max. Speed 8000 RPM.

DISC NUTS

- 49-40-0360 5/8"-11 Thread.
- 49-40-0370 1/2"-13 Thread. As furnished with 49-36-3450 and 49-36-3452 Backing Pad Assemblies.

RESIN BONDED ABRASIVE SANDING DISCS

ALUMINA ZIRCONIA RESIN FIBRE DISCS

METAL APPLICATIONS	4-1/2" DIA. 13,000 RPM MAX. SPEED	5" DIA. 13,000 RPM MAX. SPEED	7" DIA. 7,000 RPM MAX. SPEED	9" DIA. 7,000 RPM MAX. SPEED	GRIT	QTY
• High Performance and fast removal rate	48-80-0681	48-80-0693	48-80-0705	48-80-0717	24	25
	48-80-0683	48-80-0695	48-80-0707	48-80-0719	36	25
• Paint removal on cars or boats – Ideal for heavy weld and metal grinding – Ideal for all ferrous metals	48-80-0685	48-80-0697	48-80-0709	48-80-0723	50	25
	48-80-0687	48-80-0699	48-80-0713	48-80-0725	60	25
	48-80-0689	48-80-0703	48-80-0715	48-80-0727	80	25

ALUMINUM OXIDE RESIN FIBRE DISCS FOR MALLEABLE MATERIALS

	48-80-0622	48-80-0636	48-80-0652	–	24	5
	48-80-0623	48-80-0637	48-80-0653	48-80-0667	24	25
	48-80-0626	48-80-0642	48-80-0656	–	36	5
• Removes material rapidly	48-80-0627	48-80-0643	48-80-0657	48-80-0673	36	25
	48-80-0632	48-80-0646	48-80-0662	–	50	5
• Ideal for Aluminum and non-ferrous metals, wood and fiberglass	48-80-0633	48-80-0647	48-80-0663	48-80-0677	50	25

CERAMIC RESIN FIBRE DISCS FOR METAL - CARBON ALLOY APPLICATIONS ONLY

	48-80-0770	48-80-0812	48-80-0820	48-80-0830	24	5
	48-80-0780	48-80-0814	48-80-0822	48-80-0832	36	5
	48-80-0790	48-80-0815	48-80-0824	48-80-0834	50	5
• Long lasting and superior performance in comparison to equivalent aluminum oxide disc	48-80-0800	48-80-0816	48-80-0826	48-80-0836	60	5
	48-80-0810	48-80-0817	48-80-0828	48-80-0838	80	5
• High stock removal rate						
• Ideal for grinding and finishing most demanding applications						

ALUMINUM OXIDE RESIN FIBER DISCS - GENERAL PURPOSE APPLICATIONS

GENERAL PURPOSE APPLICATIONS	4-1/2" DIA. 13,000 RPM MAX. SPEED	5" DIA. 13,000 RPM MAX. SPEED	7" DIA. 7,000 RPM MAX. SPEED	9" DIA. 7,000 RPM MAX. SPEED	GRIT	QTY
• Most Common Grain Used In Metal Working Industry	48-80-0501	48-80-0534	48-80-0572	–	assort.	5
	–	–	48-80-0575	–	16	5
	–	–	48-80-0576	48-80-0603	16	25
• General Purpose Metal Applications	48-80-0504	48-80-0536	48-80-0579	–	24	5
Ideal for rust and scale removal	48-80-0505	48-80-0537	48-80-0580	48-80-0605	24	25
	48-80-0508	48-80-0542	48-80-0583	–	36	5
Light grinding of various metals	48-80-0509	48-80-0543	48-80-0584	48-80-0607	36	25
	48-80-0514	48-80-0548	48-80-0587	–	50	5
	48-80-0515	48-80-0549	48-80-0588	48-80-0609	50	25
	48-80-0518	48-80-0554	48-80-0591	–	60	5
	48-80-0519	48-80-0555	48-80-0592	48-80-0613	60	25
	48-80-0524	48-80-0560	48-80-0595	–	80	5
	48-80-0525	48-80-0561	48-80-0596	48-80-0615	80	25
	48-80-0528	48-80-0566	48-80-0599	–	120	5
	48-80-0529	48-80-0567	48-80-0601	48-80-0617	120	25

- Includes one each of 36, 50, 60, 80 and 120 Grit Discs.

ABRASIVE SANDING DISC TRIMMER

Increase the life of used sanding discs by trimming.

- 49-80-1000 Disc Trimmer.
- 49-80-1155 Upper and Lower Blade Set.





HEAVY-DUTY WIRE BRUSHES AND WHEELS

HEAVY-DUTY SANDING/GRINDING ACCESSORIES

WIRE BRUSHES

CRIMPED OR KNOT WIRE CUP BRUSHES

Finest quality crimped or knot wire brushes to give long service life on the toughest cleaning jobs. Ideally suited for cleaning castings, structural steel, sheet metal.

KNOT WIRE CUP BRUSH - CARBON STEEL



CAT. NO.	DIA. (IN.)	THREAD	DESCRIPTION	MAX. SPEED
48-52-5040	2-3/4	5/8"-11	.020 Wire	12,000 RPM
48-52-1125	2-3/4	1/2"-13	.020 Wire	12,000 RPM
48-52-5067	3-1/2	5/8"-11	.020 Wire	13,000 RPM
48-52-1350	4	5/8"-11	.020 Wire	7,000 RPM
48-52-1650	6	5/8"-11	.023 Wire	6,000 RPM

KNOT WIRE CUP BRUSH - STAINLESS STEEL



48-52-5050	2-3/4	5/8"-11	.020 Wire	12,000 RPM
48-52-1130	2-3/4	1/2"-13	.020 Wire	12,000 RPM

CRIMPED WIRE CUP BRUSH - CARBON STEEL



48-52-5060	3	5/8"-11	.012 Wire	12,000 RPM
48-52-1135	3	1/2"-13	.012 Wire	12,000 RPM
48-52-5065	3-1/2	5/8"-11	.014 Wire	12,000 RPM
48-52-1300	4	5/8"-11	.014 Wire	7,000 RPM
48-52-1400	5	5/8"-11	.020 Wire	8,000 RPM
48-52-1600	6	5/8"-11	.014 Wire	6,000 RPM

BEVEL KNOT BRUSH - CARBON STEEL



48-52-1280	4	5/8"-11	.014 Wire	12,000 RPM
48-52-1285	4	1/2"-13	.014 Wire	12,000 RPM
48-52-1305	4	5/8"-11	.020 Wire	12,000 RPM
48-52-1310	4	1/2"-13	.020 Wire	12,000 RPM

BEVEL KNOT BRUSH - STAINLESS STEEL



48-52-1290	4	5/8"-11	.014 Wire	12,000 RPM
48-52-1295	4	1/2"-13	.014 Wire	12,000 RPM
48-52-1315	4	5/8"-11	.020 Wire	12,000 RPM
48-52-1320	4	1/2"-13	.020 Wire	12,000 RPM

BEVEL CRIMPED BRUSH - CARBON STEEL



48-52-1325	4	5/8"-11	.014 Wire	12,000 RPM
48-52-1330	4	1/2"-13	.014 Wire	12,000 RPM

BEVEL CRIMPED BRUSH - STAINLESS STEEL



48-52-1335	4	5/8"-11	.014 Wire	12,000 RPM
48-52-1340	4	1/2"-13	.014 Wire	12,000 RPM

THREADED ADAPTERS

48-03-1005	5/8"-11 — M 10 X 1.25
48-03-1010	5/8"-11 — M 10 X 1.50

WIRE WHEELS

CRIMPED OR KNOT WIRE WHEELS

Finest quality crimped or knot wire brushes to give long service life on the toughest cleaning jobs. Ideally suited for cleaning castings, structural steel, sheet metal.

STRINGER BEAD WIRE WHEEL - STAINLESS STEEL



CAT. NO.	DIA. (IN.)	THREAD	DESCRIPTION	MAX. SPEED
48-52-5000	4	5/8"-11	.020 Wire	12,000 RPM
48-52-1225	4	1/2"-13	.020 Wire	12,000 RPM
48-52-1705	5	5/8"-11	.020 Wire	12,500 RPM
48-52-1720	6	5/8"-11	.020 Wire	9,500 RPM

FULL CABLE TWIST KNOT WIRE WHEEL - CARBON STEEL



48-52-5030	4	5/8"-11	.020 Wire	12,000 RPM
48-52-1250	4	1/2"-13	.020 Wire	12,000 RPM
48-52-1710	5	5/8"-11	.020 Wire	12,500 RPM
48-52-1725	6	5/8"-11	.023 Wire	9,500 RPM

STRINGER BEAD WIRE WHEEL - CARBON STEEL



48-52-5010	4	5/8"-11	.020 Wire	12,000 RPM
48-52-2220	4	1/2"-13	.020 Wire	12,000 RPM
48-52-1700	5	5/8"-11	.020 Wire	12,500 RPM
48-52-1715	6	5/8"-11	.020 Wire	9,500 RPM

FULL CABLE TWIST KNOT WIRE WHEEL - STAINLESS STEEL



48-52-5020	4	5/8"-11	.020 Wire	12,000 RPM
48-52-2225	4	1/2"-13	.020 Wire	12,000 RPM

RADIAL CRIMPED WIRE WHEEL BRUSH - CARBON STEEL



48-52-5070	4	5/8"-11	.014 Wire	12,000 RPM
48-52-1275	4	1/2"-13	.014 Wire	12,000 RPM

USE OF WIRE WHEELS REQUIRES TOOL GUARD.

HEAVY-DUTY SANDING/GRINDING ACCESSORIES

TYPE 27, TYPE 27 EXTRA THICK AND TYPE 29 FLAP DISCS

Milwaukee Zirconia Alumina Flap Discs are a hybrid between coated abrasives and depressed center wheels. Flap Discs combine stock removal capabilities and surface finishing characteristics into one product. These Flap Discs can grind and finish simultaneously.


- Milwaukee Flap Discs last 15X longer than fiber resin discs.
- Zirconia Alumina grain lasts up to 30% longer than aluminum oxide flap discs.
- Extra thick Type 27 Flap Discs last up to 40% longer than standard Type 27 Flap Discs.
- Milwaukee Flap Discs have fiberglass backing plates that are lightweight, will not mar the surface and wear uniformly with flaps.



4-1/2" TYPE 27
48-80-8102
4-1/2 X 7/8 FLAP DISC ZA80



4-1/2" TYPE 27 - EXTRA THICK
48-80-8202
4-1/2 X 7/8 FLAP DISC ZA80 - EXTRA THICK



4-1/2" TYPE 29
48-80-8012
4-1/2 X 5/8-11 FLAP DISC ZA80



DESCRIPTION AND SIZE	CATALOG NUMBER	ABRASIVE SPECIFICATION	GRIT SPEC.	APPLICATION	MAX RPM	CASE QTY
4-1/2" TYPE 27						
4-1/2 X 7/8 FLAP DISC ZA36	48-80-8100	Zirconia Alumina	36	Stock Removal, Deburring, Blending Welds, Edge Chamfering	13300	5
4-1/2 X 7/8 FLAP DISC ZA60	48-80-8101	Zirconia Alumina	60	Surface Preparation, Cleaning and Finishing	13300	5
4-1/2 X 7/8 FLAP DISC ZA80	48-80-8102	Zirconia Alumina	80	Surface Preparation, Cleaning and Finishing	13300	5
4-1/2 X 5/8-11 FLP DISC ZA36	48-80-8110	Zirconia Alumina	36	Stock Removal, Deburring, Blending Welds, Edge Chamfering	13300	5
4-1/2 X 5/8-11 FLAP DISC ZA60	48-80-8111	Zirconia Alumina	60	Surface Preparation, Cleaning and Finishing	13300	5
4-1/2 X 5/8-11 FLAP DISC ZA80	48-80-8112	Zirconia Alumina	80	Surface Preparation, Cleaning and Finishing	13300	5
4-1/2" TYPE 27-EXTRA THICK						
4-1/2 X 7/8 FLAP DISC ZA36 - Extra Thick	48-80-8200	Zirconia Alumina	36	Stock Removal, Deburring, Blending Welds, Edge Chamfering	13000	5
4-1/2 X 7/8 FLAP DISC ZA60 - Extra Thick	48-80-8201	Zirconia Alumina	60	Surface Preparation, Cleaning and Finishing	13000	5
4-1/2 X 7/8 FLAP DISC ZA80 - Extra Thick	48-80-8202	Zirconia Alumina	80	Surface Preparation, Cleaning and Finishing	13000	5
4-1/2" TYPE 29						
4-1/2 X 7/8 FLAP DISC ZA36	48-80-8000	Zirconia Alumina	36	Stock Removal, Deburring, Blending Welds, Edge Chamfering	13300	5
4-1/2 X 7/8 FLAP DISC ZA60	48-80-8001	Zirconia Alumina	60	Surface Preparation, Cleaning and Finishing	13300	5
4-1/2 X 7/8 FLAP DISC ZA80	48-80-8002	Zirconia Alumina	80	Surface Preparation, Cleaning and Finishing	13300	5
4-1/2 X 5/8-11 FLP DISC ZA36	48-80-8010	Zirconia Alumina	36	Stock Removal, Deburring, Blending Welds, Edge Chamfering	13300	5
4-1/2 X 5/8-11 FLAP DISC ZA60	48-80-8011	Zirconia Alumina	60	Surface Preparation, Cleaning and Finishing	13300	5
4-1/2 X 5/8-11 FLAP DISC ZA80	48-80-8012	Zirconia Alumina	80	Surface Preparation, Cleaning and Finishing	13300	5
5" TYPE 29						
5 X 7/8 FLAP DISC ZA36	48-80-8020	Zirconia Alumina	36	Stock Removal, Deburring, Blending Welds, Edge Chamfering	12000	5
5 X 7/8 FLAP DISC ZA60	48-80-8021	Zirconia Alumina	60	Surface Preparation, Cleaning and Finishing	12000	5
5 X 7/8 FLAP DISC ZA80	48-80-8022	Zirconia Alumina	80	Surface Preparation, Cleaning and Finishing	12000	5
7" TYPE 29						
7 X 7/8 FLAP DISC ZA36	48-80-8030	Zirconia Alumina	36	Stock Removal, Deburring, Blending Welds, Edge Chamfering	8600	5
7 X 7/8 FLAP DISC ZA60	48-80-8031	Zirconia Alumina	60	Surface Preparation, Cleaning and Finishing	8600	5
7 X 7/8 FLAP DISC ZA80	48-80-8032	Zirconia Alumina	80	Surface Preparation, Cleaning and Finishing	8600	5
7 X 5/8-11 FLAP DISC ZA36	48-80-8040	Zirconia Alumina	36	Stock Removal, Deburring, Blending Welds, Edge Chamfering	8600	5
7 X 5/8-11 FLAP DISC ZA60	48-80-8041	Zirconia Alumina	60	Surface Preparation, Cleaning and Finishing	8600	5
7 X 5/8-11 FLAP DISC ZA80	48-80-8042	Zirconia Alumina	80	Surface Preparation, Cleaning and Finishing	8600	5

RECOMMENDATIONS BY MATERIAL AND APPLICATION

MATERIAL GROUPS:	APPLICATION:	GRIT SIZE:		
		36	60	80
STEELS				
Alloyed, Unalloyed	Surface grinding/preparation	■	■	■
Structural, Carbon, Tool, High Speed	Weld blending	■	■	■
	Deburring/edge grinding	■	■	■
	Cleaning and Finishing	■	■	■
HIGH-GRADE STEELS				
Stainless, High-Temperature Alloys	Surface grinding/preparation	■	■	■
Heat-Resistant	Weld blending	■	■	■
	Deburring/edge grinding	■	■	■
	Cleaning and Finishing	■	■	■
SHEET METALS				
Sheet Steel, High-Grade Sheet Steel	Surface grinding/preparation	■	■	■
	Weld blending	■	■	■
	Deburring/edge grinding	■	■	■
	Cleaning and Finishing	■	■	■
ALUMINUM				
	Surface grinding/preparation	■	■	■
	Weld blending	■	■	■
	Deburring/edge grinding	■	■	■
	Cleaning and Finishing	■	■	■
BRASS AND BRONZE				
	Surface grinding/preparation	■	■	■
	Weld blending	■	■	■
	Deburring/edge grinding	■	■	■
	Cleaning and Finishing	■	■	■
CAST-IRON				
	Surface grinding/preparation	■	■	■
	Weld blending	■	■	■
	Deburring/edge grinding	■	■	■
	Cleaning and Finishing	■	■	■

■ Recommended

■ Suitable for this material and application

TYPE 1 AND TYPE 27 REINFORCED DEPRESSED CENTER WHEELS



TYPE 1 CUT-OFF WHEELS *

with 7/8" diameter hub
Designed for fast cutting and long life.

* Type 1 cut-off wheels are designed for cutting only!



TYPE 27 DEPRESSED CENTER WHEELS

with 7/8" diameter hub

TYPE 27 CUT-OFF WHEELS

Designed for fast cutting and long life.

TYPE 27 GRINDING WHEELS

Designed for grinding, blending, and other general purpose applications.



TYPE 27 DEPRESSED CENTER WHEELS

with 5/8"-11 threaded hub.

TYPE 27 GRINDING WHEELS

Designed for grinding, blending, and other general purpose applications.

TYPES OF ABRASIVE GRAINS

(A) Aluminum Oxide is the most common abrasive grain and is ideal for cutting and grinding metal.

(C) Silicon Carbide is an abrasive grain that is ideal for cutting and grinding concrete due to its aggressive material removal characteristics.

(ZA) Zirconia Alumina is an abrasive grain that is known for its extra long life characteristics.

ABRASIVE SPECIFICATION CHART**

Primary Abrasive Grain Material	Abrasive Grain Size			Bond Grade/Hardness		
	Coarse	Medium	Fine	Soft	Medium	Hard
(A) Aluminum Oxide						
(C) Silicon Carbide	12	30	80	D	I	Q
(ZA) Zirconia Alumina	14	36	90	E	J	R
	16	46	100	F	K	S
	20	54	120	G	L	T
	24	60	150	H	M	U
		70	220		O	V
					P	Y
						Z

** Abrasive specifications are read left to right, for example a grinding wheel with an abrasive specification of A24R would mean the primary abrasive grain material is Aluminum Oxide, the grain size is 24 and the Bond/Grade Hardness is R.

DESCRIPTION AND SIZE	CATALOG NUMBER	ABRASIVE SPEC.	MATERIAL APPLICATION	CHARACTERISTICS	MAX. RPM	CASE QTY
4-1/2" (TYPE 1 & 27) CUT-OFF WHEELS						
4-1/2-1/2 x .045 x 7/8 Type 1	49-94-4500	A60T	Metal / Stainless Cutting	Fast Cut/Long Life	13580	25
4-1/2 x .045 x 7/8 Type 27	49-94-4505	A60T	Metal / Stainless Cutting	Fast Cut/Long Life	13580	25
4-1/2" TYPE 27 GRINDING WHEELS						
4-1/2 X 1/8 X 7/8	49-94-4510	A30S	Pipeline - Light grinding / cutting	Fast Cut	13580	10
4-1/2 X 1/4 X 5/8"-11	49-94-4515	A24R	Metal / Stainless Grinding	Long Life	13580	5
4-1/2 X 1/4 X 7/8	49-94-4520	A24R	Metal / Stainless Grinding	Long Life	13580	10
4-1/2 X 1/8 X 5/8-11	49-94-4525	A30S	Pipeline - Light grinding / cutting	Fast Cut	13580	5
4-1/2 X 1/4 X 7/8	49-94-4570	C24T	Concrete Grinding	Aggressive Mat'l Removal	13580	10
4-1/2 X 1/4 X 7/8	49-94-4580	ZA24R	Metal Grinding	Extra Long Life	13580	10
4-1/2 X 1/4 X 5/8-11	49-94-4585	ZA24R	Metal Grinding	Extra Long Life	13580	5
5" (TYPE 1 & 27) CUT-OFF WHEELS						
5 x .045 x 7/8 Type 1	49-94-5000	A60T	Metal / Stainless Cutting	Fast Cut/Long Life	12225	25
5 x .045 x 7/8 Type 27	49-94-5005	A60T	Metal / Stainless Cutting	Fast Cut/Long Life	12225	25
5" TYPE 27 GRINDING WHEELS						
5 x 1/8" x 7/8"	49-94-5010	A30S	Pipeline - Light grinding / cutting	Fast Cut	12225	10
5 x 1/4" x 7/8"	49-94-5020	A24R	Metal / Stainless Grinding	Long Life	12225	10
5 x 1/4" x 7/8"	49-94-5730	C24T	Concrete Grinding	Aggressive Mat'l Removal	12225	10
5 x 1/8" x 7/8"	49-94-5740	C24T	Concrete Grinding	Aggressive Mat'l Removal	12225	10
5 x 1/4" x 7/8"	49-94-5080	ZA24R	Metal / Stainless Cutting	Extra Long Life	12225	10
6" (TYPE 1 & 27) CUT-OFF WHEELS						
6 X .045 X 7/8 Type 1	49-94-6300	A60T	Metal / Stainless Cutting	Fast Cut/Long Life	10185	25
6 X .045 X 7/8 Type 27	49-94-6305	A60T	Metal / Stainless Cutting	Fast Cut/Long Life	10185	25
6" TYPE 27 GRINDING WHEELS						
6 X 1/4 X 5/8-11	49-94-6330	A24R	Metal / Stainless Grinding	Long Life	10185	5
6 X 1/4 X 7/8	49-94-6340	A24R	Metal / Stainless Grinding	Long Life	10185	10
6 X 1/8 X 5/8-11	49-94-6360	A30S	Pipeline - Light grinding / cutting	Fast Cut	10185	5
7" TYPE 27 GRINDING WHEELS						
7 X 1/8 X 5/8-11	49-94-7015	A30S	Pipeline-Light grinding/cutting	Fast Cut	8600	5
7 X 1/4 X 7/8	49-94-7020	A24R	Metal / Stainless Grinding	Long Life	8600	10
7 X 1/4 X 5/8-11	49-94-7025	A24R	Metal / Stainless Grinding	Long Life	8600	5
7 X 1/4 X 5/8-11	49-94-7735	C24T	Concrete Grinding	Aggressive Mat'l Removal	8600	5
7 X 1/8 X 5/8-11	49-94-7075	ZA24R	Pipeline - Light grinding / cutting	Extra Long Life	8600	5
7 X 1/4 X 5/8-11	49-94-7085	ZA24R	Metal Grinding	Extra Long Life	8600	5
9" TYPE 27 GRINDING WHEELS						
9 X 1/8 X 5/8-11	49-94-9015	A30S	Pipeline - Light grinding / cutting	Fast Cut	6600	10
9 X 1/4 X 5/8-11	49-94-9025	A24R	Metal / Stainless Grinding	Long Life	6600	10
9 X 1/4 X 5/8-11	49-94-9735	C24T	Concrete Grinding	Aggressive Mat'l Removal	6600	10
9 X 1/4 X 5/8-11	49-94-9085	ZA24R	Metal Grinding	Extra Long Life	6600	10



HEAVY-DUTY GRINDER ACCESSORIES

FOR USE WITH MODELS: 6080-20, 6081-20, 6082-20, 6086-20, 6088-20, 6089-20

GUARDS, 7" DIAMETER AND 9" DIAMETER

*Can be used in conjunction with type 29 grinding wheels



TYPE 27 GUARDS FOR TYPE 27 WHEELS WITHOUT THREADED HUBS*

- 49-12-0010 7" type 27 guard
- 49-12-0020 9" type 27 guard
- 43-34-0825 Hub Adapter Flange
- 49-05-0051 Disc Nut



TYPE 27 GUARDS FOR TYPE 27 WHEELS WITH THREADED HUBS*

- 45-88-8466 Nylon Washer
- 49-12-0010 7" type 27 guard
- 49-12-0020 9" type 27 guard



TYPE 11 GUARDS FOR TYPE 11 CUP GRINDING WHEEL

- 49-12-0065 4" type 11 guard
- 49-12-0075 5" type 11 guard
- 43-34-0840 Flange
- 45-88-8465 Nylon Washer



TYPE 28 GUARDS FOR TYPE 28 WHEELS WITH THREADED HUBS

- 45-88-8466 Nylon Washer
- 49-12-0015 7" type 28 guard
- 49-12-0025 9" type 28 guard



TYPE 1 GUARDS FOR TYPE 1 STRAIGHT GRINDING WHEEL OR DIAMOND BLADES

- 49-12-0030 7" type 1 guard
- 49-12-0040 9" type 1 guard
- 43-34-0835 Inner Flange
- 49-05-0105 Flange Nut

GUARDS, 7" DIAMETER AND 9" DIAMETER



GUARD SETUP FOR TYPE 27 WHEELS WITHOUT THREADED HUB

- 49-12-0355 7" Type 27 Guard-Use on Models: 6072, 6078, 6065-6, 6066-6, 6096, 6067-6, 6068-6, 6098.
- 49-12-0345 9" Type 27 Guard-Use on Models: 6072, 6078, 6065, 6066, 6096, 6067, 6068, 6098.
- §49-05-0060 Flange.
- §45-88-8465 Nylon Washer.
- 48-03-1000 Hub adapter. For use with depressed center wheels with 7/8" diameter hole.
- 49-40-0380 Disc nut for hub adapter.

7"/9" WHEEL GUARDS FOR TYPE 27 WHEELS FOR PREVIOUS GRINDER MODELS

- 49-12-0085 7" Wheel Guard-Use on Models: 6020, 6024, 6032, 6036, 6054, 6058, 6068, 6084, 6089, 6090.
- 49-12-0095 9" Wheel Guard-Use on Models: 6052, 6056, 6060, 6064, 6082, 6085, 6086, 6102, 6104, 6106, 6108



GUARD SETUP FOR TYPE 27 AND TYPE 28 WHEELS WITH THREADED HUB

- 49-12-0355 7" Type 27 Guard.
- 49-12-0345 9" Type 27 Guard.
- 49-12-0100 7" Type 28 Guard.
- 49-12-0110 9" Type 28 Guard.
- §49-05-0060 Flange.
- §45-88-8465 Nylon Washer. Use on Models: 6072, 6078, 6065-6, 6066-6, 6096, 6067-6, 6068-6, 6098.

§ MILWAUKEE recommends Grinding Wheels be used with nylon washer No. 45-88-8465 and flange No. 49-05-0060.

ADJUSTABLE SKIRT GUARD FOR TYPE 11 ARMOR CUP AND FLARED CUP GRINDING WHEELS

- 49-12-0062 For 4" Cup Wheel Guard, Flange Included.
- 49-12-0072 For 5" Cup Wheel Guard, Flange Included.
- Use on Models: 6072, 6078, 6065-6, 6066-6, 6096, 6067-6, 6068-6, 6098, 6022, 6062, 6082, 6084, 6086, 6088, 6089, 6090, 6102, 6104.
- 45-88-8465 Nylon Washer.

GUARDS, 4-1/2" DIAMETER AND 5" DIAMETER




GUARDS - FOR TYPE 27 DISCS - NO TOOLS REQUIRED TO CHANGE/ADJUST GUARD

- 49-12-0365 For all 4-1/2" Magnum® and 4-1/2" Super Magnum® models. Also for 6140 and 6145 models - serial number "E" and above.
- 49-12-0366 For all 5" Magnum® and 5" Super Magnum® models. Also for 6141 model - serial number "E" and above.



GUARDS - FOR TYPE 1 DISCS

- For all Magnum, Super Magnum, 6140, 6145 and 6141 models.
- 49-12-0361 4-1/2" Guard.
- 49-12-0362 5" Guard.



GUARD FOR TYPE 27 DISCS - SINGLE SCREW MOUNT

- 49-12-0320 4-1/2" Guard for 6140 and 6145 models - serial numbers "A" thru "D".
- 49-12-0330 5" Guard for 6141 model - serial numbers "A" thru "D".

INNER FLANGE for all guards

- 49-05-0041 For all 4-1/2" and 5" models.

FLANGE NUTS for all guards

- 49-05-0050 For all 4-1/2" and 5" models with a 1/2" - 13 spindle.
- 49-05-0051 For all 4-1/2" and 5" models with a 5/8" - 11 spindle.

TYPE 11 GRINDING CUPS

TYPE 11 FLARED CUP GRINDING WHEELS

Aluminum oxide for all general purpose metal grinding. Resinoid bonded. These wheels are fitted with 5/8"-11 threaded bushing molded integrally ready for mounting.

• For use on 13 and 15 amp Sanders. Skirt guard as well as flange No. 49-05-0030 and nylon washer No. 45-88-8465 must be used for proper installation of the accessory.

TYPE 11 ALUMINUM OXIDE FOR METAL

CAT. NO.	GRIT	DIA.	THREAD	DESCRIPTION	MAX. SPEED
49-93-5140	16	4"	5/8"-11	For 7" Grinders.	9000 RPM
49-93-5220	16	5"	5/8"-11	For 9" Grinders.	7200 RPM

FLANGE AND NYLON WASHER FOR PROPER INSTALLATION

49-05-0060	Flange
45-88-8465	Nylon Washer

TYPE 11 ARMOR CUP GRINDING WHEELS

Resinoid bonded. Special fine grit outer rim wears slowly. Prevents rounded edges for high performance without distortion. Eliminates waste by maintaining a flat grinding surface even under the toughest conditions. Provides longer usable cup life. 5/8"-11 threaded bushing integrally molded for easy mounting.

TYPE 11 SILICON CARBIDE ARMOR CUP FOR STONE OR CONCRETE

CAT. NO.	GRIT	DIA.	THREAD	DESCRIPTION	MAX. SPEED
49-93-5260	16/24	4"	5/8"-11	For 7" Grinders.	9000 RPM
49-93-5280	16/24	5"	5/8"-11	For 9" Grinders.	7200 RPM

TYPE 11 ALUMINUM OXIDE ARMOR CUP FOR METAL

CAT. NO.	GRIT	DIA.	THREAD	DESCRIPTION	MAX. SPEED
49-93-5250	16/24	4"	5/8"-11	For 7" Grinders.	9000 RPM
49-93-5270	16/24	5"	5/8"-11	For 9" Grinders.	7200 RPM



SURFACE CONDITIONING DISCS

SURFACE CONDITIONING DISCS

The latest innovation in abrasive products. Tough, non-woven nylon discs ideally suited for surface conditioning metal, wood or plastic.

Deburr, weld blend, clean or finish. Web-like construction readily conforms to surface shapes and provides uniform contact even on irregular surfaces.

Open, non-woven construction resists disc loading. Provides exceptional cooling characteristics, helping to eliminate burning or discoloration of the work piece.

Various grits for progressively smoother surface finishing—see chart to the right.

Scrim backed discs enables fast and easy disc changes with hook and loop backing pads.



HOOK & LOOP BACKING PADS

CATALOG NO.	SIZE	ARBOR/THD.	MAX. SPEED
49-36-3475	4-1/2"	5/8"-11	12,000 RPM
49-36-3480	5"	5/8"-11	12,000 RPM
49-36-3485	7"	5/8"-11	6,500 RPM

SURFACE CONDITIONING DISCS

QTY. 3 CATALOG NO.	QTY. 10 CATALOG NO.	DIAMETER	GRIT/COLOR	MAX. SPEED RPM
48-80-4000	48-80-4024	4 1/2"	very fine/blue	12,000
48-80-4002	48-80-4026	4 1/2"	medium/maroon	12,000
48-80-4004	48-80-4028	4 1/2"	coarse/brown	12,000
48-80-4006	-	4 1/2"	assortment*	12,000
48-80-4008	48-80-4030	5"	very fine/blue	12,000
48-80-4010	48-80-4032	5"	medium/maroon	12,000
48-80-4012	48-80-4034	5"	coarse/brown	12,000
48-80-4014	-	5"	assortment*	12,000
48-80-4016	48-80-4036	7"	very fine/blue	6,500
48-80-4018	48-80-4038	7"	medium/maroon	6,500
48-80-4020	48-80-4040	7"	coarse/brown	6,500
48-80-4022	-	7"	assortment*	6,500

*Includes one each of very fine, medium and coarse.

COLOR	GRIT	APPLICATION
BLUE	Very fine	Final finishing—lustre aluminum and stainless.
MAROON	Medium	Low stock removal—weld blending, cleaning, light oxidation removal.
BROWN	Coarse	Moderate stock removal—deburring, edging, rust/scale removal, roughing texture.

DRY CUTTING DIAMOND BLADES

INNER FLANGE

49-05-0041 For 4-1/2"-5" Grinders. Supplied with 4" and 4-1/2" Diamond Blades. 7/8" Arbor Hole; 20 mm, 5/8" Bushings supplied.

4" DIA. CONTINUOUS RIM

49-93-8005 Fits 7/8", 20 MM and 5/8" Arbors. Max. Speed 12,000 RPM.

4-1/2" DIA. CONTINUOUS RIM

49-93-8010 Fits 7/8", 20 MM and 5/8" Arbors. Max. Speed 12,000 RPM.

4-1/2" DIA. x 1/4" SEGMENTED

49-93-8015 Fits 7/8", 20 MM and 5/8" Arbors. Max. Speed 12,000 RPM.

FLANGE NUTS

49-05-0050 For 1/2"-13 Spindles.
49-05-0051 For 5/8"-11 Spindles.

NOTE: Diamond cutting blades must be used with type 1 guard. Ref. 49-12-0361



HEAVY-DUTY 7" AND 9" POLISHERS

5460-6 7"/9"

• FOR USE WITH STANDARD LIQUID POLISHES



5540 7"

• FOR USE WITH HIGH SPEED STANDARD LIQUID MACHINE POLISHES



5455 7"/9"

• FOR USE WITH STANDARD LIQUID POLISHES
• SINGLE SPEED



Pads sold separately.

- Spindle Lock For Convenient Accessory Change
 - Self-Stopping Long Life Brush System
 - Powerful MILWAUKEE Built 11.0 Amp Motor
 - Helical Gearing
 - All Ball and Roller Bearings
 - Aluminum Gear Case with Protective Urethane Bumper
- 5460-6 AND 5540 ADDITIONAL FEATURES:**
- **Dial Speed Control**
Exclusive MILWAUKEE electronic speed control in powerful 11.0 amp polishers – ideal for clearcoat finishes.
 - **10' 2-Wire Quik-Lok® Cord Set Included**
Cord No. 48-76-5010. Quick detachment from tool for tangle-free carrying and storage. Instant field repair.

NYLON WASHER 45-88-8465
For easier removal. (Standard equipment.)

DISC NUT 49-40-0390
Standard equipment.

SPECIFICATIONS

CATALOG NUMBER	PAD DIA.	VOLTS	AMPS	SPEED (NO LOAD) RPM	SPINDLE THREAD SIZE	LENGTH \diamond	NET WGT. LBS.	SHIP. WGT. LBS.
5460-6	7"/9"	120 AC	11.0	0-1750	5/8"-11	16-1/2"	8.8	12.0
5540	7"	120 AC	11.0	0-2800	5/8"-11	16-1/2"	8.8	12.0
5455	7"/9"	120 AC/DC	11.0	1750	5/8"-11	16-1/2"	8.8	11.8

STANDARD EQUIPMENT: FOR 5460-6 AND 5540 – Includes side handle, one 7" rubber backing pad, 10' 2-wire Quik-Lok® cord, disc nut and nylon washer. **FOR 5455** – Includes side handle, one 7" rubber backing pad, disc nut and nylon washer.

\diamond Overall length of tool only—not including pad.

ACCESSORIES

HOOK AND LOOP FOAM PADS, BLENDED WOOL PADS, AND TWISTED, TUFTED WOOL PADS

Foam pads are designed specifically for clearcoat finishes. Foam pads run cooler and are less likely to create swirl marks. (Not recommended for inexperienced operators). Blended wool pads run cooler than 100% wool and add a margin of safety when used on clearcoat finishes and are recommended for medium gloss finishing.

Twisted tufted 100% wool polishing pads recommended for deep cleaning and compounding.

CATALOG NUMBER	DESCRIPTION	DIAMETER	DEPTH OF PILE	APPLICATION
49-36-0650	White Foam Polishing Pad *	8"	2"	Removes swirls on clearcoat, gelcoat and most finishes. Produces medium to high gloss.
49-36-1550	Yellow Foam Compounding Pad *	8"	2"	Compounding, removes 1500-2000 sand scratches. Produces low to medium gloss.
49-36-0670	Red Foam Finishing Pad *	8"	2"	Final finishing on clearcoat, gelcoat and most finishes. For applying waxes and polish/sealants. Produces high gloss finish.
49-36-0600	Blended Wool Pad *	7-1/2"	1-1/2"	For polishing clearcoat, gelcoat and most finishes. Produces medium gloss.
49-36-0500	Blended Wool Pad **	7-1/2"	1-1/2"	For polishing clearcoat, gelcoat and most finishes. Produces medium gloss.
49-36-0700	Blended Wool Pad **	9"	1-1/2"	For polishing clearcoat, gelcoat and most finishes. Produces medium gloss.
49-36-1500	Twisted, Tufted 100% Wool Pad *	7-1/2"	1-1/2"	Deep cleaning and compounding-removes 1200 to 1500 sand scratches on clearcoat, gel coat and most finishes. Produces low gloss.
49-36-1450	Twisted, Tufted 100% Wool Pad **	7-1/2"	1-1/2"	Deep cleaning and compounding-removes 1200 to 1500 sand scratches on clearcoat, gel coat and most finishes. Produces low gloss.
49-36-1455	Twisted, Tufted 100% Wool Pad **	7-1/2"	2"	Deep cleaning and compounding-removes 1200 to 1500 sand scratches on clearcoat, gel coat and most finishes. Produces low gloss.
49-36-1600	Twisted, Tufted 100% Wool Pad **	9"	1-1/2"	Deep cleaning and compounding-removes 1200 to 1500 sand scratches on clearcoat, gel coat and most finishes. Produces low gloss.
48-48-0500	Blended Wool Acrylic Pad (Tie-on) **	7"	1-1/2"	For polishing clearcoat, gelcoat and most finishes. Produces medium gloss.
48-48-1000	Blended Wool Acrylic Pad (Tie-on) **	9"	1-1/2"	For polishing clearcoat, gelcoat and most finishes. Produces medium gloss.
49-36-2150	Hook and Loop Backing Pad	6-1/4"	—	Includes pad centering tool.
49-36-2175	Hook and Loop Molded Urethane Back Up Plate	6-1/4"	—	Flexible molded urethane provides forgiving flexibility lessening risk of spot heating and finish burning. (Includes pad centering tool p/n: 49-67-0130)
49-36-2500	Molded Rubber Backing Pad	7"	—	Rubber molded backing plate specifically designed to attach to bolt on buffing/polishing pads onto 5460-6, 5540 and 5455 speed control polishers. (Nut and washer sold separately)
49-36-2200	Molded Rubber Backing Pad	8-1/12"	—	
49-67-0130	Pad Centering Tool	—	—	(When Purchased Separately)

* Fast, convenient Hook and Loop attachment – No disc nut necessary. Change pads in seconds. Foam pads are ideal for use with 5460-6 and 5540 speed control polishers on low speed for clearcoat finishes.

** Traditional bolt-on and tie attachment, these pads and bonnets require the appropriate molded rubber-backing pad. (49-36-2500 or 49-36-2200)





HEAVY-DUTY STRAIGHT GRINDERS AND ACCESSORIES



5211
• 11.0 AMP, 14,500 RPM
• 3" DIAMETER



5223
• 12.0 AMP, 7000 RPM
• 5" DIAMETER



5243
• 15.0 AMP, 5500 RPM
• 6" DIAMETER



- Heavy-Duty MILWAUKEE Built Motors
- Strong, Lightweight, Glass Filled Nylon Handles
- High-Impact Resistant Tool Rest
- Coated Spindle Housing For Cool Gripping Surface
- Hardened Helical-Cut Alloy Steel Gears And Shaft
- Long Life Brush System
- Ball Bearing Mounted Armature
- Heavy-Duty Aluminum Gear Case

SPECIFICATIONS

CATALOG NUMBER	VOLTS AC-DC	AMPS	WHEEL SIZE	HOLE DIA.	NO LOAD RPM	SPINDLE THREAD SIZE	LENGTH	NET WGT. LBS.	SHIP. WGT. LBS.
5211	120	11.0	1/2" x 3"	3/8"	14,500	3/8"-24	21"	7.8	11.3
5223 ♦	120	12.0	5"	5/8"	7000	5/8"-11	20"	10.3	11.8
5243	120	15.0	6"	5/8"	5500	5/8"-11	22"	16.5	20.8

♦ Not available in Canada.

STANDARD EQUIPMENT FOR 5211 – Includes grinding wheel, wheel guard with hinged face plate and two wrenches. **FOR 5223** – Includes grinding wheel, wheel guard and two wrenches. **FOR 5243** – Includes grinding wheel, adjustable steel wheel guard with hinged face plate and two wrenches.


NOTE: The maximum safe operating speed shown on grinding wheels and tuck point abrasive wheels must be greater than the no load speed of the tool.

ACCESSORIES



KNOT WIRE BRUSHES—CARBON STEEL

CATALOG NUMBER	DIA.	HOLE DIA.	WIRE SIZE	MAX. WHEEL SPEED
48-52-2300	3"	3/8"-1/2"	.014	25,000
48-52-2310	5"	5/8"	.014	8,000
48-52-2510	6"	1/2"-5/8"	.014	8,000



ALUMINUM OXIDE RESINOID BOND GRINDING WHEELS

CATALOG NUMBER	GRIT	SIZE	HOLE DIA.	MAX. WHEEL SPEED (RPM)
49-92-2240	24	5" x 1"	5/8"	7,260
49-92-3260	24	6" x 1"	5/8"	6,000
49-92-0500	36	3" x 1/2"	3/8"	18,000
49-92-0510	60	3" x 1/2"	3/8"	18,000
49-92-0200*	60	2-1/2" x 1/2"	3/8"	21,000
49-92-0250*	36	2-1/2" x 1/2"	3/8"	21,000

*For previous model 5210

WHEEL GUARD ASSEMBLIES

49-12-0280	3" For grinder number 5211.
49-12-0290	5" For grinder number 5223.
49-12-0160	6" For grinder number 5243.

GREASE – ONE POUND CAN

49-08-4140	Type "G" grease.
------------	------------------

WRENCHES

49-96-6600	Spanner wrench for No. 5223
49-96-4050	9/16" Wrench for Nos. 5210, 5211
49-96-4075	1" Wrench for Nos. 5210, 5211
49-96-4072	1-1/16" Wrench for Nos. 5223, 5243
49-96-7230	Spanner wrench for No. 5243



HEAVY-DUTY DIE GRINDERS AND ACCESSORIES

5192

- 4.5 AMPS, 21,000 RPM
- ON-OFF TOGGLE SWITCH



5194

- 4.5 AMPS, 21,000 RPM
- ON-OFF PADDLE SWITCH



5196

- 11.0 AMPS, 14,500 RPM



- Heavy-Duty MILWAUKEE Built Motors
- Heavy-Duty Aluminum Gear Cases
- Strong, Lightweight, Glass Reinforced Nylon Motor Housings And Handles
- High Efficiency Fans
- Long Life Brush System
- All Ball And Roller Bearings

5192 AND 5194 ADDITIONAL FEATURES:

- For Mounted Wheels And Points Up To 1-5/8", Reinforced Wheels Up To 2"
- Armature Dynamically Balanced For Smooth, Efficient Operation

5196 ADDITIONAL FEATURES

- For Mounted Wheels And Points Up To 2", Reinforced Wheels Up To 2"
- Ball Bearing Mounted Armature
- High Impact Resistant Tool Rest
- Helical Cut Alloy Steel Gears And Shaft

SPECIFICATIONS

CAT. NO.	VOLTS AC-DC	AMPS	COLLET DIA.	MAX. CAPACITY [■]		NO LOAD RPM	LENGTH	NET WGT. LBS.	SHIP. WGT. LBS.
				REINFORCED GRINDING WHEEL	MOUNTED WHEELS AND POINTS				
5192	120	4.5	1/8♦ -1/4*	2"	1-5/8"	21,000	13-1/2"	4.5	4.8
5194	120	4.5	1/8♦ -1/4*	2"	1-5/8"	21,000	13-1/2"	4.5	4.8
5196	120	11.0	1/8♦ -1/4*	2"	2"	14,500	21-1/2"	7.8	10.5

■ These grinders are not supplied with grinding wheels. Before using any grinding wheel be sure speed shown for that wheel is greater than the no load speed of the tool. ♦ Available as accessory only. *Included as standard equipment.

ACCESSORIES

FOR DIE GRINDER MODELS 5192 AND 5194

- 48-66-0975* 1/4" Collet
- 49-96-4090* 11/16" Open end wrench
- 49-96-4040* 1/2" Open end wrench
- 48-66-0965 1/8" Collet
- 48-68-0031 Collet nut – replacement
- 49-08-4140 Type "G" grease, 1 lb. can

*Included as standard equipment

FOR DIE GRINDER MODEL 5196

- 48-66-0975* 1/4" Collet
- 49-96-4090* 11/16" Open end wrench
- 49-96-4040* 1/2" Open end wrench
- 49-96-4075* 1" Open end wrench
- 48-66-0965 1/8" Collet
- 48-68-0031 Collet nut – replacement
- 48-68-0040 Collet body – replacement
- 49-08-4140 Type "G" grease, 1 lb. can

*Included as standard equipment

1/8" SHANK MOUNTED POINTS ★



CATALOG NUMBER	SHAPE	PKG. QTY.	CATALOG NUMBER	SHAPE	PKG. QTY.
49-95-0111	B52	5	49-95-0112	B52	25
49-95-0121	B97	5	49-95-0123	B97	25
49-95-0131	B122	5	49-95-0133	B122	25
49-95-0141	B131	5	49-95-0143	B131	25
49-95-0151	B135	5	49-95-0153	B135	25
49-95-0161	W146	5	49-95-0163	W146	25
49-95-0171	W154	5	49-95-0173	W154	25
49-95-0181	W163	5	49-95-0183	W163	25
49-95-0191	W176	5	49-95-0193	W176	25
49-95-0201	W185	5	49-95-0203	W185	25

1/4" SHANK MOUNTED POINTS



CATALOG NUMBER	SHAPE	PKG. QTY.	CATALOG NUMBER	SHAPE	PKG. QTY.
49-95-0011	A1	5	49-95-0010	A1	25
49-95-0021	A3	5	49-95-0020	A3	25
49-95-0031	A11	5	49-95-0030	A11	25
49-95-0041	A38	5	49-95-0043	A38	25
49-95-0051	W205	5	49-95-0053	W205	25
49-95-0061	W218	5	49-95-0063	W218	25
49-95-0071	W220	5	49-95-0130	W220	25
49-95-0081	W222	5	49-95-0040	W222	25
49-95-0091	W236	5	49-95-0093	W236	25
49-95-0101	W242	5	49-95-0052	W242	25



★ Requires the use of optional 1/8" collet accessory



HEAVY-DUTY SHEARS

6852-20
• 18 GAUGE



6815
• 14 GAUGE



6805
• 16 GAUGE



6852-20 FEATURES

- 360° Swivel Head For Optimal Positioning
- Powerful 6.8 Amp Milwaukee Built Motor Allows For Smoother Cuts
- 0-2800 SPM Variable Speed Trigger
- Ergonomic Tactile Grip For Optimal User Comfort
- Lightweight, Heavy-Duty Magnesium Gearcase For Superior Balance
- 10' Fixed Flexible Rubber Cord
- APPLICATIONS:
 - Notch Around Obstructions
 - Cut Fastening Tabs On The End Of Studs To Frame Details Like Drops And Tub Surroundings
 - Floor Joists: 18 Gauge
 - Studs (Bearing Walls): 18 Gauge

6805 and 6815 FEATURES

- High Speed Accurate Cutting Mechanism
- Simple Blade Adjustment – No Shims
- Blade Design Eliminates Jamming
- Leaves Edges Smooth – Burr Free
- No Adjustments For Straight Cuts – Curves
- Cuts Close Curves Either Right Or Left
- Toggle Switch



EXCLUSIVE LOWER SHEAR BLADE
Blade is easily and securely adjustable. Sheared metal rides smoothly over and under unique steel yoke providing high cutting efficiency and smooth edge.

CLEAR UNOBSTRUCTED VISIBILITY

SPECIFICATIONS

CATALOG NUMBER	CAPACITY STEEL	CAPACITY STAINLESS	VOLTS AC ONLY	AMPS	SPEED RPM/SPM	SPINDLE LENGTH (IN.)	WIDTH (IN.)	HEIGHT (IN.)	NET WGT. LBS.	SHIP. WGT. LBS.
6852-20	18 Ga.	18 Ga.	120	6.8	0-2500	12.3	2.7	6.7	4.4	5.1

CATALOG NUMBER	CAPACITY STEEL	CAPACITY STAINLESS	VOLTS AC/DC	AMPS	STROKES PER MINUTE	MINIMUM RADIUS LEFT	MINIMUM RADIUS RIGHT	LENGTH	NET WGT. LBS.	SHIP. WGT. LBS.
6815	14 Ga.	16 Ga.	120	5.0	4000	3/4"	1"	10-1/4"	5.0	6.0
6805	16 Ga.	18 Ga.	120	4.0	4000	1/2"	1"	10-1/4"	5.0	6.3

STANDARD EQUIPMENT FOR 6815 AND 6805 – Includes Allen Wrenches, Feeler Gauge, Upper Blade and Lower Blade. **FOR 6852-20** – Includes 5/32" Hex Wrench

GAUGE CHART

	Steel Sheets	Aluminum
10 Ga.	.135	.102
12 Ga.	.105	.081
14 Ga.	.075	.064
16 Ga.	.060	.051
18 Ga.	.048	.040
20 Ga.	.036	.032
22 Ga.	.030	.025

ACCESSORIES

CATALOG NUMBER	WRENCH	14 GAUGE SHEAR BLADE SET	16 AND 18 GAUGE SHEAR BLADE SET	FEELER GAUGE	TYPE "G" GREASE	TYPE "E" GREASE
6852-20	–	–	–	–	–	49-08-4122
6815	5/64" Allen Wrench - 49-96-0040 9/64" Allen Wrench - 49-96-0065	48-44-0112	–	49-11-0080	49-08-4140	–
6805	5/64" Allen Wrench - 49-96-0040 9/64" Allen Wrench - 49-96-0065	–	48-44-0122	49-11-0080	49-08-4140	–

CATALOG NUMBER	CENTER BLADE	LEFT BLADE	RIGHT BLADE	WRENCH
6852-20	48-44-0150	48-44-0160	48-44-0170	5/32" Hex Socket Wrench - 49-96-0070



REPLACEMENT SWIVEL SHEAR HEAD ASSEMBLY
48-08-0500



HEAVY-DUTY NIBBLERS

6890

- 16 GAUGE
- 7' PER MINUTE



INDEXABLE HEAD
FOR REACHING
"HARD TO GET" AREAS



EXCLUSIVE 6890 FEATURES

- Indexing Die Holder Allows For Eight Cutting Positions
- No Adjustments For Straight Or Curved Cuts
- Cuts Square Or Round And Deep Corrugated Metal
- Starting Hole Required 7/8"
- AC/DC Paddle Switch For One-Handed Operation

GAUGE CHART

	Steel Sheets	Aluminum
10 Ga.	.135	.102
12 Ga.	.105	.081
14 Ga.	.075	.064
16 Ga.	.060	.051
18 Ga.	.048	.040
20 Ga.	.036	.032
22 Ga.	.030	.025

6880

- 10 GAUGE
- 8-3/4' PER MINUTE



EXCLUSIVE 6880 FEATURES

- Cutting Guide On Front For Pattern Work
- Starting Hole Required 1-2/3"
- AC-DC Toggle Switch For Two-Handed Operation

SPECIFICATIONS

CATALOG NUMBER	CAPACITY STEEL	CAPACITY STAINLESS	PUNCH WIDTH	VOLTS	AMPS	STROKES PER MINUTE	MINIMUM CUTTING RADIUS	LENGTH	NET WGT. LBS.	SHIP. WGT. LBS.
6890	16 Ga.	18 Ga.	.20"	120 AC-DC	4.0	1900	1-3/4"	11-1/4"	4.8	6.3
6880	10 Ga.	12 Ga.	.24"	120 AC-DC	4.0	1000	2-1/2"	12-1/4"	7.8	9.3

STANDARD EQUIPMENT FOR 6890 – Includes Punch, Die, Allen Wrench and Plate Wrench. FOR 6880 – Includes Punch, Die, Allen Wrench and Side Handle.

ACCESSORIES

Catalog Number	Replacement Punch	Replacement Die	Wrench	Type "G" Grease
6890	48-44-0260	48-44-0270	Plate Wrench - 49-96-4725 2.5mm Wrench - 49-96-0330	49-08-4140
6880	48-44-0265	48-44-0275	Allen Wrench - 49-96-0350	49-08-4140



HEAVY-DUTY STEEL TANK VACUUM CLEANERS



8911



8912



- **Wet/Dry Pickup Capabilities**
- **Positive Water Shut-Off**
On wet/dry machines protects motor from direct exposure to water.
- **Heavy-Duty Filter System**
For the roughest coarse materials to the finest dust.
- **Use As Blower**
Switch hose from intake to exhaust, for cleaning inaccessible areas.



8925

- **STAINLESS STEEL**
- **BOTTOM DRAIN VALVE FOR EASY WATER REMOVAL**



8950



8955



8965



VACUUM CLEANER DOLLY

49-90-1150

For use with Model 8950 only.

SPECIFICATIONS

CATALOG NUMBER	FOR MATERIALS	RECOV. GAL.	CAP. BU.	TANK	TANK DIMENSIONS	VOLTS	AMPS	MOTOR TYPE	MAX AIR FLOW CU. FT./MIN.	SEALED SUCTION IN WATER	OVERALL DIMENSIONS WIDTH	HEIGHT	NET WGT. LBS.	SHIP. WGT. LBS.
8911	WET/DRY	11	1-1/2	STEEL	16" DIA.	120	7.5	2-STAGE BYPASS	94	84"	22"	37"	56.0	66.0
8912	WET/DRY	11	1-1/2	STEEL	16" DIA.	120	9.2	3-STAGE BYPASS	92	134"	22"	37"	60.0	70.0
8925	WET/DRY	15	2	STAINLESS	16" DIA.	120	9.2	3-STAGE BYPASS	92	134"	22"	41"	63.0	74.0
8950	WET/DRY	8	7/8	STEEL	14" DIA.	120 AC, 60 HZ	8.0	1-STAGE BYPASS	143	45"	16-3/4"	22-1/2"	18.0	25.0
8955	WET/DRY	10	1-1/8	STEEL	14" DIA.	120 AC, 60 HZ	8.0	1-STAGE BYPASS	143	45"	19-1/2"	38-1/2"	32.0	44.0
8965	WET/DRY	10	1-1/8	STEEL	14" DIA.	120	6.2	1-STAGE BYPASS	133	49"	19-1/2"	35-5/8"	34.0	45.0

STANDARD EQUIPMENT: All models are equipped with 1-1/2" O.D. hose connections, cord with 3-prong grounded plug, 3 hold-down clamps and 3 or 4-wheel caddie (except no. 8950) with non-marring wheels. **FOR 8911, 8912 and 8925** – Three paper filter bags, cloth filter, wire frame assembly, wet pick-up conversion pan, swivel connector and store-all tool bag. **FOR 8950** – 1-1/2" O.D. hose connections, cord with 3-prong grounded plug, 3 hold-down clamps, 7' x 1-1/2" I.D. vinyl hose, hose adapter and filter cartridge. **FOR 8955** – 1-1/2" O.D. hose connections, cord with 3-prong grounded plug, 3 hold-down clamps, 7' x 1-1/2" I.D. vinyl hose, hose adapter, filter cartridge and 3 wheel dolly. **FOR 8965** – 7' x 1-1/2" I.D. vinyl hose, hose adapter, cloth filter assembly, foam filter sleeve, 3 wheel dolly and three paper filter bags.



HEAVY-DUTY POLY TANK VACUUM CLEANERS

WET/DRY PICKUP CAPABILITIES

8926



8936-20



8938-20



8926 FEATURES

- **Front Drain Valve With Hose Connector**
- **21 Gallon Polyethylene Tank**
High impact 1/4" wall construction. Resists rust and corrosive liquids.
- **Use As Blower**
Switch hose from intake to exhaust for cleaning inaccessible areas.
- **Heavy-Duty Filter System**
Large, totally enclosed filter bags provides larger filtration area and convenient disposal.
- **3-Stage Motor**
Produces 92 CFM, 134" waterlift.

8936-20 AND 8938-20 FEATURES

- **Easily Maneuverable**
- **High Efficiency Filtration System**
- **Durable Polypropylene Tank**
- **Handy Tool Caddy**
- **Ideal Applications**
Manufacturing Plants, Utility Plants, Schools, Construction Sites, Service Stations, Warehouses, Shopping Malls, Hotels and many more.

8936-20 EXCLUSIVE FEATURES

- **3-Position Switch—On/Off/On Demand**
- **Built-In Sensor Relay—Activates Vacuum When Power Is Turned On**
- **8.0 Amp Outlet Accepts 3-Prong Plug**
- **12.0 Amp Circuit Breaker**

8938-20 EXCLUSIVE FEATURES

- **Rear Drain Plug**
- **35' Cord Set**

SPECIFICATIONS

CATALOG NUMBER	FOR MATERIALS	RECOV. GAL.	CAP. BU.	TANK	TANK DIMENSIONS	VOLTS	AMPS	MOTOR TYPE	MAX. AIR FLOW CU. FT./MIN.	SEALED SUCTION IN WATER	OVERALL DIMENSIONS WIDTH	HEIGHT	NET WGT. LBS.	SHIP. WGT. LBS.
8926	WET/DRY	21	2-1/4	POLY	16" DIA.	120	9.2	3-STAGE BYPASS	92	134"	21"	40"	62.0	82.0
8936-20	WET/DRY	7-1/2	7/8	POLY	14" DIA.	120	9.5	1-STAGE BYPASS	159	59"	14-5/8"	20-3/4"	17.0	20.0
8938-20	WET/DRY	9	1	POLY	15-1/2" DIA.	120	7.4	2-STAGE BYPASS	102	84"	16-1/8"	33-1/2"	34.0	37.0

STANDARD EQUIPMENT: FOR 8926 – Five Paper Filter Bags, Cloth Filter, Wire Frame Assembly, Wet Pick-Up Conversion Pan, Swivel Connector and Store-All Tool Pouch. FOR 8936-20 – 7' x 1-1/2" Hose, 1-1/2" Conversion Unit, Dolly Caster Assembly, Tool Basket, Cartridge Filter and Filter Bag. FOR 8938-20 – 7' x 1-1/2" Hose, 1-1/2" Conversion Unit, Vac Dolly, Tool Basket, Cartridge Filter and Filter Bag.



HEAVY-DUTY VACUUM CLEANER ACCESSORIES

MOTOR HEAD AND DRUM ADAPTER ASSEMBLY, VACUUM HOSES,
CONNECTORS, KITS AND ACCESSORIES



1 MOTOR HEAD ONLY 8945

More powerful 3-Stage motor head adapts to all 16" diameter, 11 gallon units and larger for extra-duty applications. Same as furnished with models 8912, 8925 and 8926. Maximum air flow is 92 Cu. Ft./Min. with sealed suction water lift of 134". Unit comes with a 30' cord and requires the use of 16" diameter conversion pan for wet pickup. Wire frame filter cage, cloth filter, gasket assembly and 16" dacron filter bag required for dry pickup. Order these and all accessories separately. Unit includes a swivel end connector, No. 49-90-0150. Net weight 19.0 lbs., Shipping weight 21.0 lbs.

2 DRUM ADAPTER 49-90-1590

Fits your 55 gallon drum. Gasket secures tightly to drum when vacuum is in operation. Adaptable to Motor Head No. 8945 and those on Nos. 8911, 8912, 8925, 8926, 8927 and previous model 8916. Use 16" diameter accessories. Net weight 10.0 lbs., Shipping weight 11.0 lbs.

3 DOLLY 49-90-1100

For 55 gallon drum. Sturdy steel construction with 4 wheels and long hinged handle. Drum easily tips off or on. Net weight 43.0 lbs., Shipping weight 45.0 lbs.



WET AND DRY CLEANING KIT

49-90-1670 – A complete kit of accessories for the maintenance department. Kit consists of 1 of each of the following:
49-90-0060 10' hose
49-90-0550 major floor tool
49-90-0580 squeegee shoe
49-90-0400 15" crevice tool
49-90-0600 14" carpet insert
49-90-0740 utility nozzle
49-90-1000 double bend floor wand



FURNACE CLEANING KIT

49-90-1650 – All accessories needed for cleaning furnaces. Kit consists of 1 of each of the following: 49-90-0020, 10' hose; 49-90-0080, 6" metal hose; 49-90-0410, 27" crevice tool; 49-90-0460, rubber blower nozzle; 49-90-0740, utility nozzle.



VACUUM ACCESSORY KIT

49-90-1810 – Accessories for general cleanup applications. Kit consists of 1 of each of the following:
49-90-1865 wand
49-90-1770 crevice tool
49-90-1775 6" nozzle
49-90-1845 14" squeegee shoe
49-90-1850 14" rug shoe
49-90-1840 master nozzle
49-90-1860 3" round brush
49-90-1855 14" brush insert



AUTOMOTIVE KIT

49-90-1660 – A kit especially designed for automotive cleanup work. Kit consists of 1 of each of the following: 49-90-0060, 10' hose; 49-90-0400, 15" crevice tool; 49-90-0740, utility nozzle.



CANVAS HOSE 10'

49-90-0020 Canvas covered, wire reinforced, rubber lined vacuum hose, 1-1/2" I.D. Two straight molded cuff ends. Order swivel-end connector separately.



BLACK CANVAS HOSE 10'

49-90-0030 Canvas covered, wire reinforced, rubber lined vacuum hose. Strong, resilient, 1-1/2" I.D. with two straight molded cuff ends. Order swivel-end connector separately.

BLACK NEOPRENE HOSE

Neoprene lined, oil resistant, wire reinforced, 1-1/2" I.D. with two straight molded cuff ends. Order swivel-end connector separately.

49-90-0040 15' **49-90-0050** 25'



STEEL HOSE CONNECTOR

49-90-0195 Used to connect 1-1/2" hoses.



SWIVEL-END CONNECTOR

49-90-0150 Quick connect/disconnect feature for attaching hoses to MILWAUKEE vacuum cleaners, except Models 8950, 8955, 8936-20 and 8938-20. Fits into 1-1/2" I.D. hoses. Same as furnished with each unit.



HOSE ADAPTER

49-90-0155 Adapts 1-1/2" I.D. hose to Models 8936-20, 8938-20, 8950 and 8955. Same as furnished with each unit.

REPLACEMENT PLASTIC HOSE (For model 8934-6)

49-90-0095 3' x 1-1/4" I.D.
49-90-0100 6' x 1-1/4" I.D.

WIRELESS VINYL HOSE

49-90-0090 7' **49-90-0070** 25'
49-90-0060 10'

Crushproof multi-flex hose with no wire reinforcement. 1-1/2" I.D. with two molded cuff ends. Order swivel-end connector or hose adapter separately.



METAL HOSE 6'

49-90-0080 For cleaning boiler tubes and furnaces. 1-1/4" O.D. fits into standard 1-1/2" I.D. hoses.



HOSE CARRIER

Ideal for neat, safe storage of vacuum hoses. Makes moving from one location to another easier.

49-90-0170 For Model 8935
49-90-0180 For Models 8911, 8912 and 8925



STORE-ALL TOOL POUCH

49-90-0250 For Models 8911, 8912 and 8925. Strong durable vinyl pouch...makes toting extra tools easy.
49-90-0295 For Models 8924, 8926 and 8927. Strong durable vinyl pouch...makes toting extra tools easy.



DOUBLE BEND FLOOR WAND

49-90-1000 Built-in swivel connection adapts with compression fitting to the major floor tool 49-90-0550. Wand connects to 1-1/2" I.D. hose. Made of chrome plated steel.



MAJOR FLOOR TOOL

49-90-0550 Major floor tool with two "quick turn" thumb screws for quick tool changing. Accommodates interchangeable 14" inserts and replacements. Supplied with No. 49-90-0610 bumper. Attaches to 49-90-1000 wand.



14" REPLACEMENT BUMPER

49-90-0610 Attaches to major floor tool 49-90-0550.



14" BRUSH INSERT

49-90-0560 For rough floors, large wall and ceiling area. Attaches to major floor tool 49-90-0550.

49-90-0630 14" replacement brush strips (2).



14" SQUEEGEE INSERT

49-90-0580 For fast drying of washed floors. Attaches to major floor tool 49-90-0550.

49-90-0640 Replacement squeegee blades (3).



14" CARPET INSERT

49-90-0600 Bottom plate perfectly designed for cleaning rugs, carpeting. Attaches to major floor tool 49-90-0550.



14" FABRIC ATTACHMENT SHOE

49-90-0570 Suited for cleaning cement and concrete floors. Attaches to major floor tool 49-90-0550.

49-90-0620 14" replacement fabric strips (2).



14" FELT ATTACHMENT SHOE

49-90-0590 For walls and smooth hard floors such as tile, hardwood. Attaches to major floor tool 49-90-0550.



10" NYLON BRISTLE BRUSH

49-90-0760 Heavy-duty cast aluminum, wide mouth nozzle. 10" cleaning path. Compression type. Attaches to Double Bend Floor Wand No. 49-90-1000.



10" HORSE HAIR BRUSH

49-90-0750 Heavy-duty cast aluminum, wide mouth nozzle. 10" cleaning path. Compression type. Attaches to Double Bend Floor Wand No. 49-90-1000.



12" WIDE MOUTH GULPER

49-90-0540 Ideal for use on bare floors or rugs. 12" cleaning path. Compression type. Attaches to Double Bend Floor Wand No. 49-90-1000.



TWO PIECE DOUBLE BEND FLOOR WAND

49-90-1865 Two piece construction for easy storage. Made of chrome-plated steel. Adapts to all MILWAUKEE 1-1/2" I.D. hose. Snap lock connector accommodates major floor tool 49-90-1840.




14" MAJOR FLOOR TOOL

49-90-1840 Economical, high impact, durable plastic construction. Master Nozzle with snap lock feature for use with rug shoe and squeegee shoe listed below. Attaches to 49-90-1865 wand.



14" CARPET INSERT

49-90-1850 Ideal for cleaning rugs and carpets. Attaches to for major floor tool 49-90-1840.



14" SQUEEGEE INSERT

49-90-1845 For fast drying of wet floors. Attaches to for major floor tool 49-90-1840.



14" BRUSH INSERT

49-90-1855 Ideal for dry pick-up on hard surfaces. Attaches to floor tool 49-90-1840.



HEAVY-DUTY VACUUM CLEANER ACCESSORIES

EXTENSIONS, NOZZLES, BRUSHES, CREVICE TOOLS, FILTERS, FILTER CAGES, CONVERSION PANS



- ALUMINUM 6" UTILITY NOZZLE**
49-90-0740 Taper fit utility and upholstery nozzle. Fits 1-1/2" I.D. hose. 6" cleaning path.
- CLAMP-ON NYLON BRISTLE BRUSH WITH BUMPER**
49-90-0480 Attach directly to utility nozzle.
- 3" ROUND DUST BRUSHES**
49-90-0730 3" round dust brush with nylon bristles. Fits 1-1/2" I.D. hose.
49-90-0660 Replacement brush insert for round dust brush.
49-90-1860 For all purpose dry pick-up of dirt and saw dust. Ideal for cleaning furniture, venetian blinds, etc. Fits 1-1/2" I.D. hoses.
- RUBBER BLOWER NOZZLE**
49-90-0460 For blowing dust and dirt out of cracks and inaccessible areas. Excellent for machinery. Fits 1-1/2" I.D. hose.
- 6" PLASTIC UTILITY NOZZLES**
49-90-1755 Economical, high impact, durable plastic construction. Fits 1-1/4" I.D. hose for upholstery cleaning and other small jobs. Fits 8934-6, 49-90-0095 and 49-90-0100 hose only
49-90-1775 Economical, high impact, durable plastic construction. Fits 1-1/2" I.D. hose for upholstery cleaning and other small jobs.



- 20" EXTENSION**
49-90-0510 20" extension with built-in hose end swivel. Used with utility nozzle No. 49-90-0740 for automotive cleaning. Also desirable when short extension is needed for dust brush attachments No. 49-90-0730.



- METAL CREVICE TOOLS**
 For cleaning behind radiators, other hard to reach areas, corners and crevices. Fits 1-1/2" I.D. hose.
49-90-0400 15" **49-90-0410** 27"



- PLASTIC CREVICE TOOL**
49-90-1745 Fits 1-1/4" on hoses 49-90-0095 and 49-90-0100 hose only.



- PLASTIC CREVICE TOOL**
49-90-1770 Economical, high impact, durable plastic construction. Ideal for cleaning around equipment, behind radiators, hard to reach corners and crevices. Fits 1-1/2" I.D. hose.

FILTER CAGES AND CONVERSION PANS FILTERS

WIRE FRAME FILTER CAGE, CLOTH FILTER AND GASKET ASSEMBLY

Available for both 14" and 16" dia. tanks. The filter assembly acts as a final filter for air leaving tank.

TUB STYLE FILTERS AND WIRE FRAMES

- 49-90-0290** Wire Filter Cage 14" Dia. Fits: 8935 only
49-90-0270 Wire Filter Cage 16" Dia. Fits: 8911, 8912, 8925, 8945
49-90-0280 Cloth Filter and Gasket 14" Dia. Fits: 8935 and 8965
49-90-0260 Cloth Filter and Gasket 16" Dia. Fits: 8911, 8912, 8925, 8945

SAUCER STYLE FILTER AND FRAME

- 49-90-0265** Cloth filter and gasket 16" dia.
49-90-0275 Wire frame filter cage 16" dia.
 Above Filter and Wire Frame Fits: 8911, 8912, 8925, 8926, 8927 and 8945.

WET PICK-UP CONVERSION PANS

- 49-90-1610** Wet Pick-Up Conversion Pan 16" Dia. (Standard on Models 8911, 8912, 8925 and 8945).
49-90-1620 Wet Pick-Up Conversion Pan 14" Dia. (Standard on Model 8935).
49-90-1640 Wet Pick-Up Conversion Pan 16" Dia. (Standard on Models 8926 and 8927).



DISPOSABLE HIGH EFFICIENCY MICRO-PLY PAPER FILTER BAGS

- FILTERS DUST PARTICALS DOWN TO DOWN TO 0.1 MICRON**
49-90-0302 5-pack. For Vacuum Cleaner Nos. 8911, 8912 and 8965.
49-90-0312 5-pack. For Vacuum Cleaner No. 8935.
49-90-0351 5-pack. For Vacuum Cleaner No. 8925.
49-90-0445 5-pack. For Vacuum Cleaner Nos. 8950, 8955, 8936-20 and 8938-20.

DISPOSABLE HIGH EFFICIENCY MICRO-PLY PAPER FILTER

- FILTERS DUST PARTICALS DOWN TO DOWN TO 0.1 MICRON**
49-90-0332 5-pack. For 8911, 8912, 8925, 8926, 8927, 8935, 8945 and 8965. Quick and easy to install on vacuum tank. Suited for vacuuming extremely fine dust directly into vacuum tank. Fits over cloth filter assembly.

DISPOSABLE FILTER BAGS

- 49-90-0305** 3-pack. For Vacuum Cleaner No. 8934-6.

POLYESTER FILTER

- 49-90-0286** Fits 8936-20 and 8938-20 vacuum cleaners. Bag is suited for pick-up of medium fine dust as well as coarse, sharp material.

DACRON FILTER

- 49-90-0320** For 8911, 8912, 8925, 8926, 8927, 8935, 8945 and 8965. Bag is suited for pick-up of medium fine dust and coarse, sharp material. Fits over cloth filter assembly.

WET/DRY PICK-UP CARTRIDGE FILTER

- 49-90-1830** For 8950, 8955, 8936-20 and 8938-20. Interchangeable with Cloth Filter Assembly and Foam Filter Sleeve.
49-90-1870 For 8937-20.

FOAM FILTER SLEEVES

- 49-90-0770** Motor Filter for 8950, 8955, 8936-20 and 8938-20.
49-90-1820 For 8926, 8927 and 8965.

CLOTH FILTER ASSEMBLIES

- 49-90-0285** For 8950 and 8955. Use with Foam Filter Sleeve for Dry Pick-Up.



HEAVY-DUTY HEAT GUNS

8975-6

- DUAL TEMPERATURE
570° F AND 1000° F
- 3 POSITION ROCKER
SWITCH – OFF, HIGH & LOW



8980 (KIT)

- DUAL TEMPERATURE
570° F AND 1000° F
- 3 POSITION ROCKER
SWITCH – OFF, HIGH & LOW
- INCLUDES ACCESSORY
ASSORTMENT 49-80-0300



8977-20

- VARIABLE TEMPERATURE
140° F TO 1040° F
- ROTATE REAR HOUSING TO
SELECT TEMPERATURE



8985 (KIT)

- VARIABLE TEMPERATURE
140° F TO 1040° F
- ROTATE REAR HOUSING TO
SELECT TEMPERATURE
- INCLUDES ACCESSORY
ASSORTMENT 49-80-0300



- **Impact Resistant Heating Element**
- **Efficient Soft Air Velocity:**
Increases surface temperature to the required working temperature faster than conventional hot air heat guns. Maintains higher surface temperature, allowing faster completion standard commercial or industrial applications.
- **Cool Air Inlet Design**
Allows air movement at peak efficiency, even when resting on support stand.
- **Support Stand**
Enables gun to be stationary for workbench or assembly work, freeing both hands for use.
- **Users:**
Plumbers, Painters, Floor Covering Installers, Technicians, Boat Builders, Food Processing, Industry, Mechanics, Contractors, Body Shops, Photographers, Schools, Laboratories.
- **Applications:**
Softens, molds, bends and forms plastics. Pre-dries surfaces for fast preparation, softens caulking, putty and plastics, strips paint, varnish and lacquer. Repairs auto top vinyl, thaws frozen pipes, shrink fits plastic tubing, dries electric lines and cables, removes tiles, floor covering materials, loosens over-tightened screws and joints, welds plastics, PVC coated fabrics and foils.

SPECIFICATIONS

CATALOG NUMBER	VOLTS AC	AMPS	AIR VOLUME CU. FT. MIN.	AIR TEMPERATURES	LENGTH (IN.)	NET WGT. (LBS.)	SHP. WGT. (LBS.)
8975-6	120	11.6	14.8	570° F / 1000° F	10-1/8	1.6	2.0
8980 KIT	120	11.6	14.8	570° F / 1000° F	10-1/8	1.6	5.3
8977-20	120	11.6	14.8	140° F / 1040° F	10-1/8	1.6	2.0
8985 KIT	120	11.6	14.8	140° F / 1040° F	10-1/8	1.6	5.3

STANDARD EQUIPMENT: FOR 8975-6 – Dual Temp. Heat Gun. FOR 8980 – 8975-6 Heat Gun, Accessory Assortment 49-80-0300 and Impact Resistant Carrying Case. FOR 8977-20 – Variable Temp. Heat Gun. FOR 8985 – 8977-20 Heat Gun, Accessory Assortment 49-80-0300 and Impact Resistant Carrying Case.

ACCESSORIES

HIGH IMPACT CARRYING CASE

48-55-7120 Tough, custom molded rustproof, polyethylene case securely holds the 8975-6 and 8977-20 heat gun and all 4 accessory nozzles.

ACCESSORY ASSORTMENT

49-80-0300 Includes 49-80-0292, 49-80-0293, 49-80-0294 and 49-80-0297 to fit most common applications. Fits all heat guns offered by MILWAUKEE.



AIR REDUCTION

49-80-0297 Intensified heat in a specific area – soldering.



HOOK NOZZLE

49-80-0292 When heat is needed to surround-bending, soldering pipe, shrinking tubing.



DEFLECTOR

49-80-0293 Deflects air away from glass when stripping paint or softening putty.



AIR SPREADER

49-80-0294 Intensified heat for removing floor coverings, paint burning, vinyl top removal.



HEAVY-DUTY HEAT GUNS

8988-20

- VARIABLE TEMPERATURE
90° F TO 1050° F



LED DIGITAL
READOUT
DISPLAY



8978-20 (KIT)

- VARIABLE TEMPERATURE
200° F TO 1050° F
- INCLUDES 2 NOZZLES



- **Removable Air Filter**
Prevents debris from entering tool.
- **Ceramic Encapsulated Heating Element**
Found only in the highest quality heat guns. Maintains shape of helix and uniform coil which results in longer tool life.
- **Thermo Protected**
Automatically prevents the tool from overheating by maintaining set temperature.
- **One Hand Operation**
The light weight, easy grip handle and convenient switch location make working with the unit extremely easy.
- **Stationary Use**
Tool is designed with pads on the back cap and lower handle for use in upright position.
- **LED Digital Readout Display**
Temperature monitoring via digital display showing the present temperature in increments of 10° F. (8988-20 only)
- **Users:**
Aerospace Industries. Defense Department. Computer Industries. Harness Shops.
- **Applications:**
Plastic Curing on Aircraft. Solder Sleeve Splicing Devices. Shrink Tube Insulator Applications. Wire Harnessing. Welding Thermoplastics. Shaping and Bending Plastics.

SPECIAL 8978-20 FEATURES

- **Impact Resistant Heating Element**
- **Heat Adjustment Dial (1–6) For Temperature From 200° F – 1050° F**
- **Electronic Control**
Allows extra reduction of air flow for more accurate and concentrated heat location without damage to heating element.

SPECIFICATIONS

CATALOG NUMBER	VOLTS AC	AMPS	AIR VOLUME CU. FT. MIN.			AIR TEMPERATURES	LENGTH (IN.)	NET. WGT. (LBS.)	SHP. WGT. (LBS.)
			COOL AIR ONLY	LOW AIR (WITH HEAT)	HIGH AIR (WITH HEAT)				
8988-20	120	12.5	7.06	8.83	15.89	90°F – 1050°F	11-1/2	2.0	2.8
8978-20	120	12.5	–	–	14.8	200°F – 1050°F	13	1.8	2.5

STANDARD EQUIPMENT: FOR 8988-20 - Tool only. FOR 8978-20 - Tool, air reduction nozzle 49-80-0305 and hook nozzle 49-80-0292.

FOR USE WITH ALL HEAT GUNS: 8978-20, 8988-20, 8975-6, 8977-20

AIR REDUCTION

49-80-0297 Intensified heat in a specific area – soldering.



HOOK NOZZLE

49-80-0292 When heat is needed to surround-bending, soldering pipe, shrinking tubing.



DEFLECTOR

49-80-0293 Deflects air away from glass when stripping paint or softening putty.



AIR SPREADER

49-80-0294 Intensified heat for removing floor coverings, paint burning, vinyl top removal.



ACCESSORY ASSORTMENT

49-80-0300 Includes 49-80-0292, 49-80-0293, 49-80-0294 and 49-80-0297. Fits all heat guns offered by MILWAUKEE.

ACCESSORIES

FOR USE WITH HEAT GUNS: 8978-20, 8988-20

AIR REDUCTION

49-80-0305 Intensified, spot directed for corners, bending plexiglass, soldering.



AIR REDUCTION

49-80-0306 Similar function to 49-80-0305, larger working areas.



AIR REFLECTOR

49-80-0307 Small diameter tubing, wires, shrink wrap tubing.



SLIT NOZZLE

49-80-0308 Intensified air flow for lap welding PVC canvases and sheets. (Must be used with 49-80-0305).





HEAVY-DUTY PROFESSIONAL LEVER AND HAND CHAIN HOISTS

HAND CHAIN HOISTS

• 1/2 – 5 TON CAPACITY

- 9667-20
- 9668-20
- 9669-20
- 9670-20
- 9671-20
- 9672-20
- 9673-20
- 9674-20
- 9675-20
- 9676-20
- 9677-20
- 9678-20
- 9679-20
- 9680-20
- 9681-20



LEVER HOISTS

• 3/4 – 3 TON CAPACITY

- 9682-20
- 9683-20
- 9684-20
- 9685-20
- 9686-20
- 9687-20
- 9688-20
- 9689-20
- 9690-20
- 9691-20



9667-20 – 9681-20 FEATURES

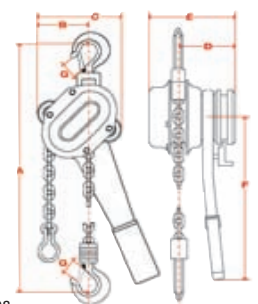
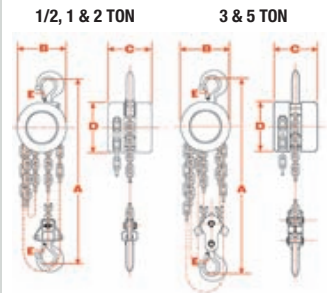
- Hardened Load Chain For Flexibility And Long Wear
- Weston-Type Load Brake Requires No Lubrication
- Wheel Cover With Guide Slots Minimizes Jamming And Slipping
- Forged Swivel Hooks With Latches Reduces Twisting Of Chain And Unhooking Of Load When Chain Is Slack
- Standard Hand Chain Drop Is 2 Feet Less Than Lift
(Example: 8 foot lift hoist has 6 foot hand chain drop.)
- Simple, Efficient, Compact Design, Lightweight For Easy Installation, Even In Confined Spaces
- 1/2 – 5 Ton Capacity

9682-20 – 9691-20 FEATURES

- Weston-Type Automatic Braking System For Positive Load Control
- Forged Upper And Lower Hooks With Cast Steel Latches Standard
- Steel Chain Guide Roller And Chain Stripper For Smooth Chain Feed
- Double Reduction Dual Load Sharing Steel Gears
- Double Pawl Arrangement For Optimum Load Control
- Impact Resistant All-Steel Frame, Gear Case And Cover
- Minimal Maintenance With No Special Tools
- Hardened Link Type Alloy Steel Load Chain For Strength And Long Wear Life
- Free Wheeling Chain For Fast Load Attachment

SPECIFICATIONS

CATALOG NUMBER	RATED CAPACITY (TONS)	STANDARD LIFT (FT.)	CHAIN PULL TO LIFT RATED LOAD (LBS.)	FEET OF CHAIN OVERHAULED TO LIFT LOAD ONE FOOT (FT.)	SHIP. WGT. (LBS.)	CAPACITY																																				
						RATED CAPACITY (TONS)	1/2	1	2	3	5																															
9667-20	1/2	8	53	29	18.0	<table border="1"> <thead> <tr> <th>RATED CAPACITY (TONS)</th> <th>1/2</th> <th>1</th> <th>2</th> <th>3</th> <th>5</th> </tr> </thead> <tbody> <tr> <td>A HEADROOM</td> <td>11-5/8"</td> <td>13"</td> <td>18-1/8"</td> <td>21-29/32"</td> <td>23-7/8"</td> </tr> <tr> <td>B WIDTH</td> <td>4-15/16"</td> <td>5-19/32"</td> <td>8-5/16"</td> <td>8-5/16"</td> <td>8-5/16"</td> </tr> <tr> <td>C DEPTH</td> <td>4-5/16"</td> <td>5-1/16"</td> <td>6-5/8"</td> <td>6-5/8"</td> <td>6-5/8"</td> </tr> <tr> <td>D DIAMETER</td> <td>4-15/16"</td> <td>5-19/32"</td> <td>8-5/16"</td> <td>8-5/16"</td> <td>8-5/16"</td> </tr> <tr> <td>E HOOK OPENINGS</td> <td>1-1/16"</td> <td>1-1/32"</td> <td>1-1/4"</td> <td>1-5/16"</td> <td>1-13/16"</td> </tr> </tbody> </table>	RATED CAPACITY (TONS)	1/2	1	2	3	5	A HEADROOM	11-5/8"	13"	18-1/8"	21-29/32"	23-7/8"	B WIDTH	4-15/16"	5-19/32"	8-5/16"	8-5/16"	8-5/16"	C DEPTH	4-5/16"	5-1/16"	6-5/8"	6-5/8"	6-5/8"	D DIAMETER	4-15/16"	5-19/32"	8-5/16"	8-5/16"	8-5/16"	E HOOK OPENINGS	1-1/16"	1-1/32"	1-1/4"	1-5/16"	1-13/16"
RATED CAPACITY (TONS)	1/2	1	2	3	5																																					
A HEADROOM	11-5/8"	13"	18-1/8"	21-29/32"	23-7/8"																																					
B WIDTH	4-15/16"	5-19/32"	8-5/16"	8-5/16"	8-5/16"																																					
C DEPTH	4-5/16"	5-1/16"	6-5/8"	6-5/8"	6-5/8"																																					
D DIAMETER	4-15/16"	5-19/32"	8-5/16"	8-5/16"	8-5/16"																																					
E HOOK OPENINGS	1-1/16"	1-1/32"	1-1/4"	1-5/16"	1-13/16"																																					
9668-20	1/2	15	53	29	25.0																																					
9669-20	1/2	20	53	29	30.0																																					
9670-20	1	8	77	37	24.0																																					
9671-20	1	15	77	37	32.0																																					
9672-20	1	20	77	37	38.0																																					
9673-20	1	25	77	37	44.0																																					
9674-20	2	8	82	80	54.0																																					
9675-20	2	15	82	80	68.0																																					
9676-20	2	20	82	80	80.0																																					
9677-20	3	8	65	154	85.0																																					
9678-20	3	15	65	154	99.0																																					
9679-20	3	20	65	154	117.0																																					
9680-20	5	8	105	147	76.0																																					
9681-20	5	20	105	147	114.0																																					
9682-20	3/4	5	33	-	19.0	<table border="1"> <thead> <tr> <th>RATED CAPACITY (TONS)</th> <th>3/4</th> <th>1-1/2</th> <th>3</th> </tr> </thead> <tbody> <tr> <td>A HEADROOM</td> <td>12-5/8"</td> <td>14-13/16"</td> <td>18-11/16"</td> </tr> <tr> <td>B OUTSIDE CLEARANCE</td> <td>2-3/16"</td> <td>2-3/8"</td> <td>4-3/16"</td> </tr> <tr> <td>C WIDTH</td> <td>4-3/8"</td> <td>4-3/4"</td> <td>7-1/2"</td> </tr> <tr> <td>D OUTSIDE CLEARANCE</td> <td>3-9/16"</td> <td>3-15/16"</td> <td>4-9/16"</td> </tr> <tr> <td>E OUTSIDE CLEARANCE</td> <td>5-15/16"</td> <td>6-7/8"</td> <td>7-7/8"</td> </tr> <tr> <td>F LEVER LENGTH</td> <td>11"</td> <td>16-1/4"</td> <td>16-1/4"</td> </tr> <tr> <td>G HOOK OPENING</td> <td>1-1/8"</td> <td>1-1/4"</td> <td>1-9/16"</td> </tr> </tbody> </table>	RATED CAPACITY (TONS)	3/4	1-1/2	3	A HEADROOM	12-5/8"	14-13/16"	18-11/16"	B OUTSIDE CLEARANCE	2-3/16"	2-3/8"	4-3/16"	C WIDTH	4-3/8"	4-3/4"	7-1/2"	D OUTSIDE CLEARANCE	3-9/16"	3-15/16"	4-9/16"	E OUTSIDE CLEARANCE	5-15/16"	6-7/8"	7-7/8"	F LEVER LENGTH	11"	16-1/4"	16-1/4"	G HOOK OPENING	1-1/8"	1-1/4"	1-9/16"				
RATED CAPACITY (TONS)	3/4	1-1/2	3																																							
A HEADROOM	12-5/8"	14-13/16"	18-11/16"																																							
B OUTSIDE CLEARANCE	2-3/16"	2-3/8"	4-3/16"																																							
C WIDTH	4-3/8"	4-3/4"	7-1/2"																																							
D OUTSIDE CLEARANCE	3-9/16"	3-15/16"	4-9/16"																																							
E OUTSIDE CLEARANCE	5-15/16"	6-7/8"	7-7/8"																																							
F LEVER LENGTH	11"	16-1/4"	16-1/4"																																							
G HOOK OPENING	1-1/8"	1-1/4"	1-9/16"																																							
9683-20	3/4	10	33	-	21.0																																					
9684-20	3/4	20	33	-	26.0																																					
9685-20	1-1/2	5	51	-	31.0																																					
9686-20	1-1/2	10	51	-	36.0																																					
9687-20	1-1/2	20	51	-	45.0																																					
9688-20	1-1/2	25	51	-	51.0																																					
9689-20	3	5	77	-	51.0																																					
9690-20	3	10	77	-	59.0																																					
9691-20	3	20	77	-	72.0																																					



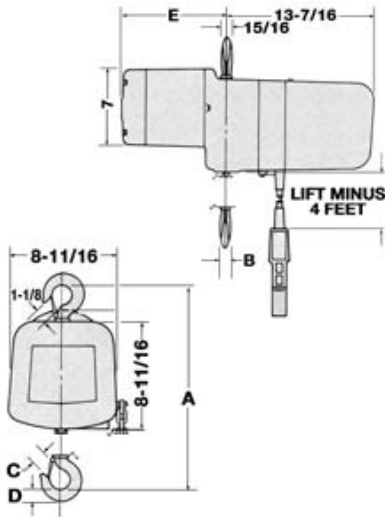
WARNING: MILWAUKEE lifting tools are not to be used for lifting, supporting or transporting people, nor for lifting loads over people.
 •MILWAUKEE does not cover freight and/or labor for inspection and testing of professional lifting tools (hoists) that are found not to be valid warranties.
 •Valid warranties must be substantiated by the discovery of defective material and/or workmanship.



HEAVY-DUTY PROFESSIONAL ELECTRIC CHAIN HOISTS & ADJUSTABLE TROLLEYS



Listed



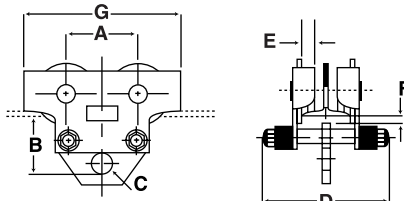
- **Built-in, Multiple-Disc, Magnetic Brake**
Provides positive load holding and spotting.
- **Adjustable Upper And Lower Limit Switches**
For maximum flexibility in regulating load travel.
- **Duty Service Classification**
H-3 on time up to 25% of work period. 3-phase on time up to 33% of work period.
- **Overload Limiting Clutch**
Guards against lifting damaging overloads while operating hoist.
- **Single or Three-Phase Dual Voltage Motors**
Choose between 115V/230V and 230V/460V (AC) units to meet your operation power requirements.
- **Latch-Type Ridged Top Hook On All Models**
- **Rugged, Lightweight, Aluminum Housing**
Corrosion-resistant. Reduced weight allows greater portability.
- **24-Volt Pushbutton Station**
Fits user's hand to allow thumb, trigger or two-handed operation.

SPECIFICATIONS

CAPACITY

CATALOG NUMBER	RATED LOAD (TON)	LIFTING SPEED (FT. MIN.)	LIFT HEIGHT† (FT.)	CAPACITY					H.P.	PHASE	VOLTAGE (AC)	AMPS AT LOW VOLTAGE	REEVING	APPROXIMATE SHIPPING WEIGHT (LBS.)
				A (IN.)	B (IN.)	C (IN.)	D (IN.)	E (IN.)						
9560	1/2	16	10	18	7/8	1	1-1/16	9-11/16	1/2	SINGLE	115/230	9.8	SINGLE	79
9561	1/2	16	15	18	7/8	1	1-1/16	9-11/16	1/2	SINGLE	115/230	9.8	SINGLE	83
9562	1/2	16	20	18	7/8	1	1-1/16	9-11/16	1/2	SINGLE	115/230	9.8	SINGLE	87
9565	1	16	10	18	7/8	1	1-1/16	9-11/16	1	SINGLE	115/230	16.0	SINGLE	94
9566	1	16	10	18	7/8	1	1-1/16	9-11/16	1	THREE	230/460	3/3	SINGLE	94
9567	1	16	15	18	7/8	1	1-1/16	10-11/16	1	SINGLE	115/230	16.0	SINGLE	98
9568	1	16	20	18	7/8	1	1-1/16	10-11/16	1	SINGLE	115/230	16.0	SINGLE	102
9570	2	8	10	19-3/4	1	1-1/16	1-1/16	10-11/16	1	SINGLE	115/230	16.0	DOUBLE	104
9571	2	8	10	19-3/4	1	1-1/16	1-1/16	10-11/16	1	THREE	230/460	3/3	DOUBLE	104
9572	2	8	15	19-3/4	1	1-1/16	1-1/16	10-11/16	1	SINGLE	115/230	16.0	DOUBLE	112
9573	2	8	20	19-3/4	1	1-1/16	1-1/16	10-11/16	1	SINGLE	115/230	16.0	DOUBLE	120

† Pushbutton cable length; four feet less than lift. **WARNING:** See warning below.



3 MODELS AVAILABLE – 1, 2, 3 TON RATED LOAD

- **Can Be Used With Any Milwaukee Manual Or Electric Hoist**
Provides flexibility for a wide range of material handling applications.
- **Fully Adjustable**
Fits most standard and wide-flange I-beams.
- **Precision Dual Tread Wheels**
Roll heavy loads with ease. Fit tapered or flat beam flanges.
- **Permanently Sealed Precision Ball Bearings**
Pre-lubricated sealed bearings for long life and reduced maintenance.
- **Rugged Steel Body Construction**
Wrap around side plates. Bumper to protect wheels. Safety lug to prevent dropping of load.

SPECIFICATIONS

CATALOG NUMBER	RATED LOAD (TON)	BEAM HEIGHT†	BEAM WIDTH†	MINIMUM RADIUS (INS.)	WHEEL TREAD DIAMETER (INS.)	CAPACITY					APPROX. SHIPPING WEIGHT (LBS.)		
						A (INS.)	B* (INS.)	C (INS.)	D (INS.)	E* (INS.)		F* (INS.)	G (INS.)
9621	1	5"-18"	3"-8"	48	2-3/4	4.56	3.96	2.25	12.0	.87	.48	9.88	25.5
9641	2	6"-24"	3.3"-8"	60	4-1/4	6.25	5.13	2.25	12.63	1.25	.63	13.5	55.0
9661	3	8"-24"	4"-8"	60	4-1/4	6.38	4.97	2.25	13.38	1.22	.72	14.5	67.0

† American Standard Beam. *Dimensions based on minimum size beam. ▼ Minimum-maximum adjustable width of trolley.

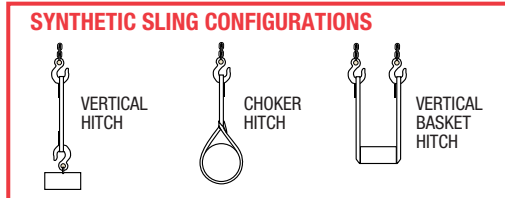
WARNING: MILWAUKEE lifting tools are not to be used for lifting, supporting or transporting people, nor for lifting loads over people. MILWAUKEE does not cover freight and/or labor for inspection and testing of professional lifting tools (hoists) that are found not to be valid warranties. Valid warranties must be substantiated by the discovery of defective material and/or workmanship.



1" AND 2" WIDTH

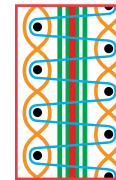


4" WIDTH



EYE AND EYE STYLE SYNTHETIC WEB SLINGS

- **Heavy-Duty Synthetic Webbing Features Red Core Warning Yarn System And Abrasion Resistant Treatment**
- **Polymer Coated Edge Yarns**
67% more resistant to edge abrasion and 30% more resistant to edge cutting.
- **Silver Colored Web Treatment**
Fights abrasion for additional sling life.
- **Tuff-Tag Identification Tag**
Provides required OSHA And ANSI requirement information for the life of the sling. Serial numbered identification for traceability.



- Transverse pick yarns interrelate with binder/surface yarns.
- Woven surface yarns cover each side and carry a portion of the load.
- Strip of longitudinal core yarns bears majority of the load.
- Binder yarns secure the surface yarns to web core yarns.
- Red core warning yarns.

MILWAUKEE SLING WEBBING

- **Sling Webbing, As Shown, Has Its Surface Yarns Connected From Side To Side, Which Not Only Protects The Core Yarns, But Positions All Surface And Tensile Yarns To Work Together To Support The Load**
- **Wear Or Damage To Sling Webbing Face Yarns Cause An Immediate Strength Loss. This Is Why Sling Webbing Has Red Core Yarns To Visually Reveal Damage And Act As A Basis For Sling Rejection**



SPECIFICATIONS

CAPACITY

CATALOG NUMBER	WIDTH (INCHES)	LENGTH (A)	MINIMUM TENSILE STRENGTH LBS. (VERTICAL HITCH)	VERTICAL HITCH LBS.	CHOKER HITCH LBS.	BASKET HITCH LBS.	SHIP. WGT.
49-58-0030	1 REF.	3' ± 1"	8000	1600	1250	3200	7.5 oz.
49-58-0035	1 REF.	4' ± 1"	8000	1600	1250	3200	8.5 oz.
49-58-0040	1 REF.	6' ± 1.5"	8000	1600	1250	3200	10.5 oz.
49-58-0045	1 REF.	8' ± 2"	8000	1600	1250	3200	11.5 oz.
49-58-0050	2 REF.	6' ± 1.5"	16,000	3200	2500	6400	1.3 lbs.
49-58-0055	2 REF.	8' ± 2"	16,000	3200	2500	6400	1.5 lbs.
49-58-0060	2 REF.	10' ± 2.5"	16,000	3200	2500	6400	1.8 lbs.
49-58-0065	2 REF.	12' ± 3"	16,000	3200	2500	6400	2.2 lbs.
49-58-0070	4 REF.	10' ± 2.5"	32,000	6400	5000	12,800	3.0 lbs.
49-58-0075	4 REF.	12' ± 3"	32,000	6400	5000	12,800	4.0 lbs.
49-58-0080	4 REF.	15' ± 3"	32,000	6400	5000	12,800	4.0 lbs.



FACTORY SERVICE/SALES SUPPORT BRANCHES AND LIGHTNING MAX REPAIR

1-800-SAWDUST (1-800-729-3878)

Select Option #2 For Factory Service/Sales Support Branches



FACTORY SERVICE/SALES SUPPORT BRANCHES

CALIFORNIA
1130 N. Magnolia Ave.
Anaheim, CA 92801
Phone 714-827-1301

GEORGIA (Atlanta)
6155 Jimmy Carter Blvd.
Suite F-2
Norcross, GA 30071
Phone 770-455-7441

CALIFORNIA (Oakland)
41601 Albrae Street
Fremont, CA 94538
Phone 510-897-4040

ILLINOIS (Chicago)
6310 Gross Point Road
Niles, IL 60714
Phone 847-588-3356

COLORADO
2500 West 8th Avenue, Unit E
Denver, CO 80204
Phone 303-922-1036

MINNESOTA (Minneapolis)
5301 Edina Industrial Blvd.
Edina, MN 55439
Phone 952-345-0551

FLORIDA
3311 N.W. 82nd Avenue
Miami, FL 33122
Phone 305-477-1091

MISSOURI (St. Louis)
924 S. Highway Dr.
Fenton, MO 63026
Phone 636-349-8407



NOTHING BUT
HEAVY DUTY

SERVICE SUPPORT

- Fast, quality repairs done by factory trained technicians
- Genuine Milwaukee replacement parts
- Full electrical testing of all tools
- See recently launched new products on display
- Ask questions and pick-up new product literature
- Ask the location of local distributors that stock and sell these exciting new products

NEW YORK (Flushing)
131-27 31st Ave.
College Point, NY 11354
Phone 718-886-1054

TEXAS (continued)
3566 W. T.C. Jester
Houston, TX 77018
Phone 713-688-3622

OHIO
7595 Granger Rd.
Valley View, OH 44125
Phone 216-524-7840

14329 San Pedro
Suite D
San Antonio, TX 78232
Phone 210-377-4251

PENNSYLVANIA (Philadelphia)
800 Parkway Blvd.
Broomall, PA 19008
Phone 610-544-5518

WISCONSIN (Milwaukee)
13145 W. Lisbon Rd.
Brookfield, WI 53005
Phone 262-781-5354

TEXAS
400 W. Mockingbird Ln.
Dallas, TX 75247
Phone 214-637-4823



MILWAUKEE'S NEW LIGHTNING MAX REPAIR QUALITY MILWAUKEE REPAIRS AT A GUARANTEED PRICE

FAST, UP-FRONT GUARANTEED PRICING! QUALITY MILWAUKEE REPAIRS!

Lightning Max Repair is available only in all our Factory Service/Sales Support Branches listed above. The Lightning Max Repair gives the maximum cost of a repair to the customer up front. No more waiting for an estimate to decide if a tool is worth repairing. If the actual cost of the repair is less than the Lightning Max Repair price quoted, you will be charged only the actual cost of the repair*.

FASTER TURNAROUND - NO WAITING FOR AN ESTIMATE

- Guaranteed repair cost - cost of repair will not go above the amount quoted*. If the actual cost of repair is lower than the amount quoted, the customer will be charged only the actual cost.
- Peace of mind - tool will be fixed right at the right price
 - Factory trained technicians
 - Genuine Milwaukee replacement parts
 - Full electrical testing of all repaired tools
 - Complete warranty on all repairs

ADVANTAGES OF MILWAUKEE'S NEW WAY OF DOING BUSINESS:

- We do not exclude chucks nor do we charge extra to include them
- If the price of the repair is less than the quoted price, we will charge the lesser price*.

For more information about Milwaukee's **Lightning Max Repair**, contact our Service Support Staff at 1-800-729-3878 (option 2).

Milwaukee Electric Tool reserves the right to deem a tool beyond reasonable repair, if the parts needed to return the tool to safe working condition exceeds the economical value of the tool.

*Freight and sales tax not included



MILWAUKEE AUTHORIZED SERVICE CENTERS — USA



Products
Parts & Service
Where to Buy
Contact Us

News & Events
About Us
Heavy Duty Club
Milwaukee Gear

ALABAMA

- Norcross (Atlanta), Georgia 30071 . Milwaukee Factory Service Ctr. 6155 Jimmy Carter Blvd., Suite F-2 (800) 729-3878
- Bessemer 35020H & S Repair Service Inc., 418 N. 20th Street (205) 425-9541 (H2)
- Birmingham 35203Alabama Jack Company, Inc.1140 5th Avenue North (205) 251-8156 (T)
- Birmingham 35233Tool Smith Co., 1300 4th Avenue S. (205) 323-2576 (H1)
- Calera 35040Quality Tool Repair, 6180 Hwy. 31 (205) 668-3131 (T)
- Decatur 35601Power Tool Sply & Rpr, 1713 Creighton SE (256) 350-0079 (T,N)
- Mobile 36693Bay City Tool Rpr, 4405 Halls Mill Rd. (251) 666-8406 (T)
- Mobile 36606Mobile Industrial Tool, 2503 Commercial Park Drive (334) 478-3335 (H2)
- Mobile 36693Tool Smith Company, 920 Lakeside (251) 661-0404 (T)
- Montgomery 36104M & M Electric Motor Svc, 674 S. McDonough St. (334) 264-8485 (T)
- Montgomery 36107Professional Tool Rpr, 1551 Rex Street (334) 263-6776 (T)
- Pelham 35124Tool Specialty, Inc., 141 Commerce Ct. (205) 733-9292 (T,H2)

ALASKA

- Freemont, (Oakland) California 92801 ... Milwaukee Factory Service Center 41601 Albrae St (800) 729-3878
- Anchorage 99518Air Liquide Anchorage, 6415 Arctic Blvd. (907) 562-2080 (T)
- Fairbanks 99709Fairbanks Aero Services, 1915 Ada Street (907) 479-6666 (T)
- Ketchikan 99901Tyler Rental Inc., 5216 Borch Street N. (907) 225-6069 (T)
- Soldotna 99669Peninsula Tool Repair, 34276 Business Park F #3 (907) 260-1905 (T)

ARIZONA

- Anaheim, California 92801 ... Milwaukee Factory Service Center 1130 N Magnolia (800) 729-3878
- Flagstaff 86004The Cutting Edge, 1620 N. First St. (928) 773-8503 (T,N)
- Gilbert 85233Carlson Systems, 75 Baseline #52 (480) 962-6245 (T)
- Glendale 85301Banner Tool Service, 6741 N. 57th Ave. (623) 842-0800 (T)
- Lake Havasu Cty 86403A & B Supply, 1081 N. Lake Havasu Ave. (928) 453-3185 (T)
- Mesa 85210Chandler Equipment Sales, 1124 S. Center St. (480) 964-1871 (T)
- Mesa 85210All Valley Tool & Equip., 1837 S. Center St. (480) 964-6121 (T)
- Phoenix 85040Arizona Armature Service, 4641 S. 33rd St. (602) 276-4434 (T,N)
- Phoenix 85022Arizona Power Tool, 13439 N. Cave Creek Rd. (602) 485-4067 (T,N)
- Phoenix 85016Glenn's Tool Service, Inc., 2149 E. Indian School Rd. (602) 264-6203 (T,N)
- Phoenix 85017Copper State Bolt & Nut, 3637 N. 34th Ave. (602) 437-8677 (T)
- Phoenix 85009Unicoa Industrial Sply, Inc., 2224 N. 23rd Ave (602) 254-4666 (T)
- Prescott 86301Prescott Power Tool, 1050 Willow Creek Rd #1 (928) 445-2628 (T,N)
- Tucson 85714Mechanics Tool Service, 1301 E. Apache Park Pl. (520) 889-8484 (T,N,H1)
- Tucson 85711Precision Tool & Sply, 4857 E. 29th St. (520) 745-1100 (T,N)
- Tucson 85719Western Tool Inc., 702 S. Campbell (520) 884-0504 (T,N)
- Tucson 85713Unicoa Industrial Sply, Inc., 3232 E. 36th St. (520) 620-1000 (T)
- Tucson 85713Copper State Bolt & Nut, 811 E. 47th St. (570) 882-0611 (T)

ARKANSAS

- Dallas, Texas 75247 Milwaukee Factory Service Center 400 W Mockingbird Ln (800) 729-3878
- El Dorado 71730The Tool Room, 508 Marsh Ave. (870) 863-3036 (T,N)
- Fort Smith 72901Toolco of Arkansas, 5732 Wheeler (479) 648-3125 (T,N)
- Harrison 72602Harrison Tool Room, 1306 Hwy. 62-65 North (870) 365-0406 (T,N)
- Hot Springs 71901Arkansas Welding Supply, 230 Valley St. (501) 321-9922 (T,N)
- Jonesboro 72401The Tool Doctor, 1809 E. Parker Rd. (870) 972-6864 (T,N)
- Little Rock 72202C & W Tool Repair, 1400 S. Main (501) 376-2310 (T,N)
- Little Rock 72209United Hoist & Crane, 7123 I-30 Suite 19 (501) 562-6698 (H2)
- Mabelvale 72103Air Power Inc., 11000 Otter Creek Blvd. (501) 455-6116 (T)
- Mabelville 72103Handling Systems & Conveyors Inc. 10909 E. Otter Creek Rd. (501) 455-5898 (H1)
- N. Little Rock 72114Hi-Speed Hoist & Crane 701 Maple Street (501) 375-9178 (H1)
- Russellville 72801C & C Machinery, Inc., 2120 E. 2nd St. (479) 968-3516 (T)
- Springdale 72762The Tool Hospital, 3670 Elm Springs Rd. (479) 927-0400 (T,N)
- Springdale 72795Tri-Bar Tool & Sply, 4315 N. Thompson (479) 751-3502 (T,N)
- Texarkana 71854Southern Fastening Systems, 3601 Jefferson Ste 1 (870) 772-4715 (T)

For more info, visit our website
www.milwaukeetool.com
 and click on Parts & Service

CALIFORNIA

- Anaheim, California 92801 ... Milwaukee Factory Service Center 1130 N Magnolia (800) 729-3878
- Freemont, (Oakland) California 92801 ... Milwaukee Factory Service Center 41601 Albrae St (800) 729-3878
- Anaheim 92805Westside Building Material, 1111 E. Howell Ave. (562) 802-0122 (T)
- Arcata 95521Humboldt Fasteners, 5100 Valley E Blvd #1 (707) 822-0209 (T,N)
- Bakersfield 93308Electropower Inc., 3736 Gilmore Ave. (661) 322-1586 (T)
- Campbell 95008ABC Repair, 520 E. McGilncy Ln Ste 13 (408) 378-1075 (T)
- Canoga Pk 91304Spark Tools, 7841 Alabama Unit 17 (818) 884-6821 (T)
- Compton 90221Lee's Tools, 1924 N. Long Beach Blvd. (310) 639-1900 (T)
- Concord 94520CES-Concord, 1170 Burnett Ave Ste G (925) 827-1011 (T)
- Culver City 90230Westwood Power Tool Co., 4824 S. Sepulveda Blvd. (310) 837-1231 (T)
- El Monte 91731A & N Electric Tool, 11343 Stewart St. (626) 444-9570 (T)
- Fallbrook 92028Mack's Tool Repair, 341 Industrial Way Ste A (760) 451-1078 (T,N)
- Fresno 93703All Tool Service, 1571 N. Maple (559) 252-2879 (T,N)
- Fresno 93725Allied Electric Motor Service 4690 E. Jensen Avenue (559) 486-4222 (H2)
- Fresno 93721Ideal Saw Works, 351 O Street (559) 237-0809 (T,N)
- Fresno 93721Kimmerle Brothers, Inc., 337 M Street (559) 233-1278 (H1)
- Glendale 91205Tool Shack, 229 S. Glendale Ave. (818) 956-1144 (T,N)
- Hayward 94545California Service Tool, 26250-F Corporate Ave. (510) 782-1000 (T)
- Healdsburg 95448Acme Electric Tool Repair, 452 Moore Lane (707) 431-0444 (T)
- Hesperia 92345Apex Rental, 9262 "C" Ave. (760) 244-3558 (T)
- Lancaster 93534Valley Construction Sply, 45346 N. Trevor (661) 948-5074 (T,N)
- Lapalma 90623IDG California, 6842 Walker Street (714) 994-6960 (H1,H2)
- Livermore 94551Tool Tech Construction, Spl4647-A Las Positas Rd. (925) 443-7922 (T,N)
- Los Angeles 90023Minit Tool Company, 4170 E. Washington Blvd. (323) 264-7006 (T,N)
- Martinez 94553Furber Saw, Inc., 895 Howe Rd. (925) 229-3774 (T)
- Modesto 95351Stanislaus Electric Motor, 504 River Rd (209) 523-8269 (T)
- Montclair 91763Tools-R-Us, 9055 Central Ave. (909) 626-9500 (T,N)
- North Hollywood 91605Bucknall Pwr Tool Svc., 11910 Vose St. (818) 765-0228 (T,N)
- Oakland 94603Allied Crane Inc. 9009 Railroad Avenue (510) 639-4420 (H2)
- Ontario 91761Dave's Tool Svc & Sply, 780-A S. Milliken Ave. (909) 605-6558 (T)
- Orange 92867Kennedy Equipment Co., 748 Lemon St. (714) 771-7324 (T)
- Oxnard 93030Electric Motor Svc 200 E. 5th St. (805) 483-4233 (T)
- Palm Springs 92264Lanco Tool & Hardware, 605 Williams Rd. (760) 323-5655 (T)
- Rancho Cordova 95742All Trades Tool & Equip., 3515 Sunrise #23 (916) 631-3550 (T,N)
- Red Bluff 96080Red Bluff Industrial Elect, 455 Monroe St (530) 527-5104 (T)
- Riverside 92501Ken's Tool Supply, 1751 Marlborough Ave. (909) 686-2542 (T)
- Sacramento 95826Valley Tool Repair, 4131 "B" Power Inn Rd. (916) 737-6300 (T,N)
- Sacramento 95834Contractors Tool Repair, 4237 S. Market Ct Ste G (916) 922-6007 (T)
- San Jacinto 92583Hemet Valley Tool, 385 W. Espanalade (909) 654-1034 (T,N)
- Salinas 93901J.P. Tool Sales & Svc, 136 E. Alisal St (831) 758-8772 (T)
- San Bruno 94066K-119 of California, 925 San Mateo Ave. (650) 588-0160 (T)
- San Carlos 94070Stage Rigging, 913 Tanklage Road (650) 595-2716 (H2)
- San Diego 92110Tool Depot San Diego, 3799 Gains St. (619) 220-7111 (T,N)
- San Francisco 94124Craig & Green, 1680 Eaves Ave. (415) 642-8698 (T)
- San Francisco 94103Kimmerle Brothers, Inc., 226 11th St. (415) 431-1163 (T,H1)
- San Gabriel 91776San Gabriel Tools, 1848 A South San Gabriel (626) 280-4525 (T)

T Authorized Milwaukee Portable Electric Tool Service Center
 N Authorized Milwaukee Air Nailer Service Center
 H1 Authorized Milwaukee 9500 Series Hand Chain, Hand Lever or Electric Hoist Service Center
 H2 Authorized Milwaukee 9600 Series Hand Chain or Hand Lever Hoists Service Center

MILWAUKEE AUTHORIZED SERVICE CENTERS — USA (continued)

CALIFORNIA (continued)

San Leandro 94577Craneworks, Inc., 2585 Nicholson Street (510) 357-4000 (H1)
 San Luis Obispo 93401JP Tool Repair, 3440 Sacramento Dr. (805) 544-7152 (T)
 San Marcos 92069Pro-Tek Tool Repair, 1355 Grand Ave Ste 108 (760) 471-4800 (T)
 Santa Ana 92705The Tool Hospital, 1922 Pomona (714) 259-1517 (T,N)
 Santa Barbara 93101Buena Tool Co., 433 Laguna St. (805) 963-3885 (T,N)
 Santa Fe Springs 90670Arrow Crane Hoist Corp., 12714 S. Carmanita Rd. (562) 921-8328 (H1,H2)
 Santa Fe Springs 90670Kimmerle Brothers, Inc., 12060 Florence Ave. (562) 946-6771 (H1,T)
 Santa Rosa 95403H & V Tool Repair, 1808 Empire Industrial Ct. (707) 528-1111 (T)
 Santa Susanna 93063Simi Tool Repair, 2512 Tapo St. (805) 584-8138 (T)
 Signal Hill 90755Terry's Tool Works, 1431 E. 28th St. (562) 988-9150 (T)
 Stockton 95205United Rentals, Inc., 2911 E. Fremont St. (209) 461-2870 (T)
 Temecula 92590Toolmart, Inc., 28011 Jefferson St. (909) 676-5210 (T)
 Torrance 90502Universal Tool Service, 21804 S. Vermont Ave. (310) 328-6472 (T)
 Ukiah 95482Martin's Electric Motor, 920-C Waugh Lane (707) 463-1800 (T)
 Fresno 93721Ideal Saw Works, 351 "O" St. (559) 237-0809 (T,N)
 Yuba City 95991Kinney Electric, 720 Bridge St. (530) 673-3450 (T)

COLORADO

Denver, Colorado 80204 Milwaukee Factory Service Center 2500 W 8th Ave, Unit E (800) 729-3878
 Carbondale 81623Tools For Living, 0560 Hwy 133 (970) 963-8776 (T,N)
 Colorado Springs 80907Central Colorado Tool Serv., 204 Mount View Ln Unit 13 (719) 635-8615 (T)
 Colorado Springs 80907The Tool Hospital, 4127 N. Sinton Rd., (719) 260-0619 (T,N)
 Denver 80204A Pro-Tool Inc., 1950 W. 13th Ave Unit 2 (303) 623-3743 (T)
 Denver 80207Aviation Industrial Supply, 3900 Ulster (303) 355-2391 (T)
 Denver 80223Wazee Crane, #2 Santa Fe Drive (303) 623-1736 (H2)
 Eagle 81631Tool Clinic, Inc., 916 Chambers Ave (970) 328-6282 (T)
 Fort Collins 80524Workfitters Tool & Safety, 1554 Riverside Rd., (970) 482-9930 (T)
 Golden 80401Perfection Tool & Repair, 16200 S. Golden Rd. (303) 279-0133 (T)
 Grand Jct 81501Professional Tool Service, 2420 I-70 Business Loop (970) 242-1224 (T)
 Greeley 80631Greeley Electric Repair, 2509-1/2 8th Ave. (970) 352-1961 (T)
 Longmont 80501AAA Electric, Inc., 24 S. Main St. (303) 776-6031 (T)
 Littleton 80125Crane Repair Co., 3718 Norwood Drive (303) 791-7918 (H1)
 Northglenn 80234Colorado Fasteners, Inc., 11450 N. Cherokee St. #B82 (303) 450-2833 (T,N)

CONNECTICUT

College Point (New York), NY 11354 Milwaukee Factory Service Center 131-27 31st Ave (800) 729-3878
 Hartford 06106Utility Electric Service, 153 Main St. (860) 246-7271 (T,N)
 Jewett City 06351Q.T.R. Inc., 39 Wedgewood Dr. (860) 376-5634 (T)
 Meridan 06450Production Equipment Company, 401 Liberty Street (203) 235-5795 (H2)
 New Haven 06512Colony Hardware Supply, 15 Stiles St. (203) 466-5252 (T,N)
 Oakville 06779Watertown Tool Repair, 28 Main St. (203) 596-1344 (T,N)
 Southington 06489R & D Service, LLC 45 Old Turnpike Rd. (860) 628-5205 (T,N)
 Thomaston 06787Hoist Away, Inc., 164 S. Main Street (860) 283-9840 (H2)

DELAWARE

Broomall (Philadelphia), PA 19008 Milwaukee Factory Service Center 800 Parkway Blvd (800) 729-3878
 Milford 19963Aertech Inc., #7 Marshall St. (302) 422-8155 (T)
 New Castle 19720Bruce Industrial Company, Inc., 4049 New Castle Ave (302) 655-9616 (H2)
 Wilmington 19804Fiduku Industrial Service Inc., 7 Mecco Circle, Boxwood Ind. Pk (302) 994-2534 (H2)

FLORIDA

Miami, Florida 33122 Milwaukee Factory Service Center 3311 NW 82nd St (800) 729-3878
 Bradenton 34205The Tool Doctor, 502 36th Street W. (941) 746-2958 (T,N)
 Dania 33004Material Handling Systems 720 S.W. 4th Court (954) 921-1171 (H1)
 Davie 33331Sy's Supplies, 15751 SW 41st St. (800) 937-7711 (T)
 Daytona Beach 32117C & C Power Tools, 856 Mason Ave. (386) 253-5815 (T,N)
 Ft. Lauderdale 33334Broward Tool Repair, 3547 N. Dixie Hwy. (954) 566-4114 (T)
 Ft. Walton Beach 32548Gatlin Lumber & Sply., 57 Beal Pkwy. (850) 243-9102 (T)
 Hallandale 33009441 Tool Repair Inc., 1975A South Park Rd. (954) 981-8270 (T)
 Hialeah 33013Creation Tool Company, 3865 E. 4th Ave. (305) 836-7488 (T)
 Hollywood 33023National Tool Sply., 5725 W. Hallandale Beach Blvd. (954) 963-7222 (T)
 Hudson 34667Suncoast Tool Repair, 14606 Marina Dr. (727) 697-0134 (T,N)
 Jacksonville 32218B.C. Industrial Supply, 10592-6 Balmoral Circle-Ea (904) 751-3741 (T)

FLORIDA (continued)

Jacksonville 32221Epperson & Company, 8181 Normandy Blvd. (904) 781-3669 (H2)
 Jacksonville 32254North Florida Pwr. Tool, Re3543 W. Beaver St. (904) 387-4455 (T)
 Jacksonville 32254Tool Shack, Inc., 226 Edgewood Ave. S. (904) 387-1466 (T,N)
 Key West 33040Key West Electric Repair, 311 Margaret St. (305) 296-8549 (T)
 Lakeland 33811Aerial Rigging & Leasing, 2940 Drane Field Rd. (863) 607-9100 (H2)
 Largo 33773Jim & Slim's Tool Sply, In13065 S. Belcher Rd. (727) 535-5661 (T)
 Kissimmee 32741J. Herbert Corp., 1751 S. John Young Parkway (407) 846-0588 (H1)
 Melbourne 32901Stebbins Hardware, Inc., 405 E. New Haven Ave. (321) 723-6434 (T)
 Miami 33150Sky Tool & Fastener, 10035 Northwest 7th Ave. (305) 759-8665 (T)
 Miami 33166Smith Hamilton, 5625 NW 79th Ave. (305) 591-8444 (T)
 Mulberry 33860E & W Tool & Supply Inc., 465 Fife Rd. (863) 425-3077 (T)
 Ocala 34475Tool Doctor, 1825 N. Magnolia Ave. (352) 622-5655 (T,N)
 Orlando 32804G-M Tool & Fastener, Inc., 2634 Taft Ave. (407) 425-2919 (T)
 Orlando 32810Contractors' Tool & Service, 5409 Edgewater Dr. (407) 292-2808 (T,N)
 Pensacola 32501Escambia Electric Motor, 1101 W. Main St. (850) 432-1577 (T,N)
 Port Charlotte 33954Tropical Tool Repair, 18412 Paulson Dr Unit A-1 (941) 743-5863 (T)
 Riviera Beach 33404Action Bolt & Tool Company, 2051 Blue Heron Blvd W. (561) 845-8800 (T)
 Santa Rosa Beach 32459Citrus Tool & Fastener, 3906 US Hwy 98 W Ste #26 (850) 267-0541 (T,N)
 Sarasota 34233ASAP Rental & Sales, 5377 McIntosh Rd. (941) 923-4541 (T)
 St. Augustine 32084Ernie's Tool, 20 S. Dixie Hwy. (904) 829-5712 (T,N)
 Stuart 34997Appliance Doctors, 3166 S. Dixie Hwy. (772) 287-6437 (T,N)
 Tallahassee 32301Southside Mower Repair, 1885 S. Monroe St. (850) 224-5613 (T)
 Tampa 33603Gator Repair, 5128 Nebraska Ave. (813) 237-6561 (T)
 Tampa 33609Mylee Tool Supply Inc., 2905 W. Kennedy Blvd. (813) 877-0509 (T)
 Tampa 33610Florida Tool Warranty Inc., 4509 D. Orient Dr. (813) 246-5375 (T)
 Tampa 33619Tampa Armature Works, Inc., 440 S. 78th Street (813) 621-5661 (H2)
 Vero Beach 32960Atco Tool Supply, 2456 North US Hwy 1 (772) 569-0326 (T)
 West Palm Beach 33413Tools 'N' More, 6537 Southern Blvd. (561) 689-8349 (T)

GEORGIA

Norcross (Atlanta), Georgia 30071 Milwaukee Factory Service Ctr. 6155 Jimmy Carter Blvd , Suite F-2 (800) 729-3878
 Atlanta 30318Power Tool Service, Inc., 1939 Hills Ave NW (404) 605-0101 (T)
 Augusta 30901Tool Service Center, 302 Walton Way (706) 724-4803 (T)
 Byron 31008A.T.I. Sales Company, Inc., 18 Valley Rd. (478) 956-3860 (T)
 Columbus 31904Phenix Saw Works, 5101 14th Ave. (706) 327-5671 (T,N)
 Mariette 30062Threads For The South, 1076 King Ind. Drive (770) 425-3787 (T)
 Norcross 30093Ace Industries Inc., 6295 McDonough Drive (770) 441-0898 (H1)
 Rome 30165Vast Industrial Supply, 1709 Martha Berry Blvd. (706) 291-4141 (T,N)
 Savannah 31415The Tool Box, Inc., 439 A Telfair Rd. (912) 238-5512 (T,N)
 Tifton 31794Tifton Electric Motor Inc., 1265 Hwy. 82e (912) 382-4040 (H2)
 Valdosta 31603Whitehead Hardware Co., 104 S. Lee St. (229) 242-3910 (T)

HAWAII

Anaheim, California 92801 Milwaukee Factory Service Center 1130 N Magnolia (800) 729-3878
 Honolulu 96819A.L. Kilgo Co. Inc., 180 Sand Island Rd. (800) 832-2200 (T)
 Honolulu 96819Coordinated Wire Rope 120 Mokauka Street (808) 843-2020 (H2)
 Honolulu 96819F.K.S. Rentals & Sales, 663 Kakoi St. (808) 836-2961 (T)
 Honolulu 96819Larsen's Tool Service, 2126-B Uluwane St. (808) 847-0038 (T)
 Honolulu 96819Slim's Power Tools, Inc., 1626 Republican St. (808) 841-0902 (T)
 Kailua-Kona 96740All-Trade Industrial Sply., 73-5563 Maiua St. (808) 329-0516 (T,N)
 Lihue 96766Toolmaster Hawaii, Inc., 3061 Aukele St. (808) 246-1000 (T)
 Wailuku 96793Slim's Power Tools, Inc., 864 Alua St. (808) 242-7878 (T)

IDAHO

Denver, Colorado 80204 Milwaukee Factory Service Center 2500 W 8th Ave, Unit E (800) 729-3878
 Boise 83714Boise's Rigging Supply, 107 West 33rd Street (208) 342-8919 (H2)
 Boise 83706KC Supply, 5103 Irving St. (208) 375-1313 (T,N)
 Coeur D'Alene 83815Coeur D'Alene Power Tool, 451 Cherry Ln. (208) 667-1158 (T,N)
 Idaho Falls 83401Rossiter Electric, 1501 S. Capital (208) 523-4919 (T,N)
 Lewiston 83501Hahn Supply Co., 2101 Main St. (208) 743-1577 (T,N)
 Nampa 83651Idaho Tool & Equipment, 452 Caldwell Blvd. (208) 465-7533 (T,N)
 Oldtown 53822Albeni Falls True Value, 520 Hwy 2 (208) 437-3153 (T,N)

T Authorized Milwaukee Portable Electric Tool Service Center
 N Authorized Milwaukee Air Nailer Service Center
 H1 Authorized Milwaukee 9500 Series Hand Chain, Hand Lever or Electric Hoist Service Center
 H2 Authorized Milwaukee 9600 Series Hand Chain or Hand Lever Hoists Service Center

MILWAUKEE AUTHORIZED SERVICE CENTERS — USA (continued)

ILLINOIS

Niles (Chicago), Illinois 60714..... Milwaukee Factory Service Center 6310 Gross Point Rd. (800) 729-3878
 Fenton (St. Louis), Missouri 63026.... Milwaukee Factory Service Center 924 S Highway Dr (800) 729-3878
 Addison 60101Hugo's Equipment Repair, 415 W. Kay Ave. (630) 628-7977 (T,N)
 Bellville 62221.....United Electric Supply Co., 1218 West Main Street (618) 257-1564 (H2)
 Bloomington 61701Clark & Barlow Hardware Co., 503 N. East St. (309) 828-3377 (T)
 Champaign 61820.....Illini Contractors Sply., 811 Dennison Dr. (217) 355-0303 (T)
 Chicago 60607West Loop Tool Rental, 1333 S. Jefferson Street (312) 850-1333 (T)
 Chicago 60617Black Industrial Sply. Corp., 3200 East 92nd Street (219) 932-8665 (T)
 Chicago 60634Service Elevator & Electric 5809 W. Irving Park Rd. (773) 545-5848 (H2)
 Downers Grove 60515.....Berland's House of Tools, 1530 Centre Circle Dr. (630) 620-0026 (T)
 East Peoria 61611Central Tool & Equipment, C900 S. Main (309) 694-9100 (T)
 Elk Grove Vlg 60007.....Brock Tool Company, 1475 Louis Ave. (847) 956-7200 (T)
 Elmhurst 60126.....John Sakash & Company, 700 Walnut Street (630) 833-3940 (H2)
 Elmwood 61529H & H Industrial Tool & Repair, 114 N. Magnolia (309) 742-8006 (T,N)
 Forest Park 60130.....Sievert Electric Service, 1230 S. Hannah (708) 771-1600 (H1)
 Freeport 61032Precision Drive & Control, 1650 S. Galena Ave. (815) 233-5000 (T)
 Lyons 60534Chicago Jack Service Inc., 8346 W. 47th Street (708) 442-7220 (H2)
 Mc Cook 60525Recco Tool & Supply, 8805 Joliet Rd. (708) 442-7850 (T)
 Mt. Vernon 62864.....Holz Tool Supply, 819 Broadway (618) 242-4676 (T)
 Mt. Vernon 62864Mt. Vernon Electric, Inc., 1313 Harlan Road (618) 244-1212 (H2)
 Peoria 61602C & H Repair & Supply, 2313-15 SW Adams St. (309) 676-3333 (T)
 Quincy 62301.....Bud & Ray's Repair 701 N. 5th St. (217) 223-2955 (T)
 Quincy 62301.....Richards Electric Motor Co., 426 State Street (217) 222-7154 (H2)
 Schamburg 60193.....All Power Tool, Inc., 921 Estes Ct. (847) 891-3375 (T)
 Springfield 62702.....James Machinery Inc., 223 N. MacArthur (217) 522-9115 (T,N)
 Steger 60475.....Keith's Power Equipment, 3701 Chicago Rd. (708) 755-2660 (T)
 Woodale 60191Industrial Tool Products 919 N. Central Ave. (630) 766-4040 (H1)

INDIANA

Niles (Chicago), Illinois 60714..... Milwaukee Factory Service Center 6310 Gross Point Rd. (800) 729-3878
 Elkhart 46514.....Shaum Electric Company, 1125 N. Nappanee Street (219) 264-4189 (H2)
 Evansville 47715.....Bailey Tools & Sply, 5716 E. Morgan Ave (812) 475-1618 (T)
 Evansville 47711.....Tri-State Repair, Inc., 1327 North Fares (812) 464-9341 (H2)
 Fort Wayne 46803.....Material Handling Equipment 7433 Us 30 East (219) 749-0475 (H1)
 Fort Wayne 46825.....Mill Supplies Inc., 5105 Industrial Rd. (260) 484-8569 (T,N)
 Fort Wayne 46805.....Wagner Electric of Fort Wa3610 N. Clinton St. (260) 484-5532 (T,N)
 Goshen 46528.....Industrial Motor & Tool, 60282 County Rd 21 (574) 534-8282 (T,N)
 Hammond 46325.....Black Industrial Supply Co., 3600 Calumet Avenue (219) 932-8665 (H2)
 Indianapolis 46203.....Anderson Bros. Tool Repair, 3531 Southeastern Ave. (317) 356-6381 (T,N)
 Indianapolis 46225.....Brehob Corp., 1334 S. Meridian St. (317) 231-8080 (H1)
 Indianapolis 46226.....Mill Contractor & Industrial Supply, 7522 Pendleton Pike (317) 545-6904 (T)
 Indianapolis 46217.....Quality Supply & Tool Co., 5722 S. Harding St. (317) 786-0042 (T)
 Jasper 47546.....Industrial Tool Sales & Sv, 712 W. 6th Street (812) 482-7895 (T)
 La Porte 46350.....Korit Sales, 2045 N. 150 East (219) 326-1851 (T)
 Merrillville 46410.....Leeps Supply Co., 8001 Tyler St. (219) 756-5337 (T)
 South Bend 46617.....Northern Electric Company Inc., 116 N. Hill Street (219) 289-7791 (H2)
 Terre Haute 47807.....Pro-Trade Tool & Sply., 1209 E. Poplar St. (812) 235-8665 (T)

IOWA

Brookfield (Milwaukee), WI 53005. Milwaukee Factory Service Center 13145 W.Lisbon Rd. (800) 729-3878
 Niles (Chicago), Illinois 60714..... Milwaukee Factory Service Center 6310 Gross Point Rd. (800) 729-3878
 Algona 50511Trupke Electric Motor & Sv, 600 Diagonal St (515) 295-5242 (T)
 Ankeny 50021.....Material Handling Innovations, 6864 Ne 14th Street, Suite 2 (515) 289-2874 (H2)
 Burlington 52601Industrial Electric Motors, 1511 Mt. Pleasant St. (319) 752-4917 (T,N)
 Cedar Rapids 52406Campbell Supply Company, 2127 N. Town Lane NE (319) 395-0991 (T)
 Cedar Rapids 52404.....Jim's Appliance Svc., 901 9th Street SW (319) 364-0277 (T)
 Cedar Rapids 52404.....The Tool Hospital, 830 33rd Ave. (800) 333-5220 (T)
 Davenport 52808.....Alter & Sons, Inc. 514 S. Howell St. (563) 323-3601 (H1)
 Davenport 52802The Tool Hospital, 724 W. 2nd St. (563) 386-1533 (T)
 Des Moines 50314.....The Tool Hospital, 1523 2nd Ave. (515) 282-3323 (T,N)
 Des Moines 50314.....Diamond Industrial Tool, 1415 2nd Ave. (515) 244-1516 (T)

IOWA (continued)

Des Moines 50313.....Globe Electric Motor Service 1727 Hull Avenue (515) 265-8552 (H2)
 Des Moines 50313.....Globe Machinery & Supply Co. 4060 Dixon Street (515) 262-0088 (H2)
 Des Moines 50309.....Puckett Tools & Fasteners, 841-11th St. (515) 244-4189 (T,N)
 Iowa City 52240.....Contractors Tool & Sply, 1423 Water Front Dr. (319) 338-1121 (T)
 Iowa City 52240.....The Tool Hospital, 2003 S. Gilbert St. (319) 339-0641 (T)
 Muscatine 52761.....Toolwise, 403 C Cleveland Street (563) 288-2646 (T,N)
 Sioux City 51101.....New Sioux City Iron Co., 310 S. Floyd Blvd. (712) 255-7696 (T,N)
 Spencer 51301.....Pixler Electric of Spencer, 2601 Highway Blvd. (712) 262-1550 (T)
 Tipton 52772Tipton Electric Motors, 107 W. 2nd St. (563) 886-3131 (T)
 Windsor Heights 50312.....Electrical Engineering, 953 73rd St. (515) 273-0100 (T)

KANSAS

Denver, Colorado 80204.... Milwaukee Factory Service Center 2500 W 8th Ave, Unit E (800) 729-3878
 Dodge City 67801Melman's Tool Repair, 300 W. McArtor Suite B (620) 225-3400 (T,N)
 Garden City 67846Midwest Electric Inc., 1620 Buffalo Jones Ave. (620) 275-6306 (T)
 Olathe 66062.....Heath Tool Sply, 1485 E. 151st St. (913) 397-0001 (T,N)
 Salina 67401Mid-Kansas Tool & Electric, 314 W. Cloud (785) 825-6287 (T,N)
 Topeka 66608.....Independent Electric 2221 Nw Vail Avenue (785) 233-4282 (H2)
 Topeka 66603Salisbury Sply Co., Inc., 114 SE Quincy St. (785) 233-7411 (T)
 Topeka 66608White Star Machinery, 121 E. Gordon (785) 232-7731 (T)
 Wichita 67214.....Independent Electric Machinery, 825 E. 8th Street (316) 267-1079 (H2)
 Wichita 67217Salisbury Sply Co., Inc., 2825 S. West St. (316) 944-0100 (T,N)

KENTUCKY

Fenton (St. Louis), Missouri 63026.... Milwaukee Factory Service Center 924 S Highway Dr (800) 729-3878
 Bowling Green 42101Roman's Repair Center, 601 College Street (270) 746-0857 (T,N)
 Florence 41042.....B & W Supply, Inc., 6702 Dixie Hwy. (859) 525-8715 (T,N)
 Lexington 40511City Electric Motor Shop, 631 Kennedy Rd. (859) 254-5581 (T,N)
 Lexington 40509.....Jiffy Tool Repair, 1175 Brock McVey Tr. (859) 252-1849 (T,N)
 Louisville 40206.....Advanced Sherman, 330 North Spring St. (502) 896-2166 (H1)
 Louisville 40217Bailey Tools & Sply., 1338 S. Shelby St. (502) 635-6340 (T,N)
 Louisville 40203.....Bohnert Equipment Co., 1010 S. 9th Street (502) 584-3391 (H2)
 Louisville 40217.....Tool Repair Service, 1200 Goss Ave. (502) 635-6888 (T)
 Owensboro 42303Electrical Equipment Rpr., 1330 E. 2nd St. (270) 684-5357 (T)
 Paducah 42001Warden Electric Company, 604 N. 7th St. (270) 443-4622 (T)

LOUISIANA

Houston, Texas 77018..... Milwaukee Factory Service Center 3566 W T.C. Jester (800) 729-3878
 Baton Rouge 70815Drillco, 13011 S. Choctaw Dr. (225) 272-8251 (H1)
 Baton Rouge 70805Power Tool Repair Service, 1675 Choctaw Drive (225) 356-0101 (H2)
 Baton Rouge 70814.....Southern Fastener & Tool, 9440 Mammoth Dr. (225) 927-3333 (T,N)
 Baton Rouge 70806The Tool Shed, Inc., 7835 Tom Dr. (225) 926-6500 (T,N)
 Broussard 70518.....Shannon Hardware, 101 Nolan Rd. (337) 837-3131 (T)
 Destrehan 70047Standard Services Corp., 14694 Airline Drive Bldg. A (985) 725-1989 (H2)
 Harvey 70058.....Industrial Welding Sply., 1452 Fourth St. (504) 362-9395 (T,N)
 Houma 70364Robert's Rpr. Rental & Retail, 4919 LA Hwy 182 (985) 872-0896 (T,N,H2)
 New Iberia 70560.....Voochies Supply, 401 W. St. Peter St. (337) 364-2431 (T,N)
 New Orleans 70125.....Beerman Precision Machine, 4206 Howard Ave. (504) 486-9391 (T)
 Shreveport 71103.....American Power Tool Repair, 2044 Texas Ave. (318) 222-0746 (T,N)
 Sulphur 70663.....Joe's Electric Power Tool, 808 E. Carlton St. (337) 527-3020 (T)
 Westbrook 04092.....Stultz Electric, 25 Bridge Street (207) 854-2501 (H2)
 West Lake 70669.....Rental Service, 3301 Cities Service Hwy. (337) 882-6011 (H1)
 West Monroe 71291.....Tool Town, 504 N. 7th St. (318) 329-2929 (T,N)
 Youngsville 70592.....A & P Crane & Hoist Division, 2817 Bonin Rd. (318) 234-5385 (H2)

MAINE

College Point (New York), NY 11354 Milwaukee Factory Service Center 131-27 31st Ave (800) 729-3878
 Auburn 04210.....A.C. Electric Motor & Equipment, 1508 Merrow Road (207) 784-7341 (H2)
 Bangor 04401N.H. Bragg & Sons, 92 Perry Rd. (207) 947-8611 (T)
 Houltton 04730.....Hogan Tire, Inc., 135 Bangor (207) 532-2211 (T)
 Lewiston 04240Motor Power, Inc., 1505 Lisbon St. (207) 782-7017 (T)
 Portland 04103.....New England Tool Repair, 128 Warren Ave. (207) 797-2733 (T,N)
 Presque Isle 04769.....Lynox Welding Sply, 46 Industrial St. (207) 764-6511 (T)

T Authorized Milwaukee Portable Electric Tool Service Center
 N Authorized Milwaukee Air Nailer Service Center
 H1 Authorized Milwaukee 9500 Series Hand Chain, Hand Lever or Electric Hoist Service Center
 H2 Authorized Milwaukee 9600 Series Hand Chain or Hand Lever Hoists Service Center

MILWAUKEE AUTHORIZED SERVICE CENTERS — USA (continued)

MARYLAND

Broomall (Philadelphia), PA 19008.... Milwaukee Factory Service Center 800 Parkway Blvd (800) 729-3878
 Baltimore 21205.....Chesco Inc., 3707 E. Monument (410) 342-9225 (H2)
 Baltimore 21205.....L.A. Benson, 3707 E. Monument (410) 342-9225 (H2)
 Baltimore 21237.....The Tool Hospital, 1200 66th St. (410) 483-4300 (T,N)
 Baltimore 21229.....WTS, Inc., 4000 Coolidge Ave. Unit C (443) 543-0100 (T)
 Cockeysville 21030.....Zenmar Pneumatic Tools, Inc. 243 Cockeysville Road (410) 785-5790 (H2)
 Cumberland 21502.....Allegany Motor & Pump Svc, 150 Wineow St. (301) 777-0340 (T)
 Elkridge 21075.....Tool & Accessories, 7585 Washington Blvd. (410) 796-4490 (T)
 Frederick 21701.....M & M Electric Motor Repair, 205 Bucheimer Rd. (301) 663-1100 (T)
 Gaithersburg 20877.....Waters Appliance Service, 216 E. Diamond Ave. (301) 258-7500 (T,N)
 Upper Marlboro 20772.....Diamond Tool, 8051 Penn Randall Pl. (301) 967-2844 (T)
 Westminster 21157.....Swain Portable Pwr. Tool, R1280 Landing Ln. (410) 751-6802 (T)

MASSACHUSETTS

College Point (New York), NY 11354 Milwaukee Factory Service Center 131-27 31st Ave (800) 729-3878
 Billerica 01821.....BT & E Utility Products, 13 Fortune Dr. (978) 667-6100 (T)
 Braintree 02184.....Sandman Electric Co., Inc., 110-H Messina Drive (781) 849-7430 (H2)
 Cohasset 02025.....Hingham Lumber Co., 165 Chief Justice Cushing (781) 749-4200 (T)
 Danvers 01923.....Danvers Hardware, 61-65 Maple St. (978) 777-3718 (T)
 Everett 02149.....Panda Electric Service, 165 Main St. (617) 389-1442 (T,N)
 Fall River 02721.....Burns Power Tools, 350 Mariano S. Bishop Blvd. (508) 675-0381 (T)
 Fitchburg 01420.....Shepard & Parker Inc., 18 Lincoln St. (978) 343-3907 (T)
 Hanover 02339.....J & B Power Equipment, 456 Columbia Rd. (781) 826-5931 (T)
 Holyoke 01040.....Reliance Electric Service, 573 S. Canal St. (413) 533-3557 (T)
 Hyannis 02601.....Northeast Tool Sply, 157 Thornton Dr. (508) 778-4552 (T)
 New Bedford 02746.....Beacon Lumber / ABG Corp., 1069 Shamut Ave. (508) 995-1767 (T)
 Newbury 01950.....Abel Distributors, Inc., 50 Parker Street, Unit 2 (978) 463-0700 (H1)
 North Billerica 01862.....Burlington Engineering, 79 Treble Cove Road (978) 663-7133 (H2)
 Plymouth 02360.....Renner Colony Tool & Sply, 5 Robert J Way Camelot Pk. (508) 746-2219 (T)
 Springfield 01105.....The Saw Center, Inc., 472 Main St (413) 734-2045 (T)
 Stoughton 02072.....Kalman Electric Motors, 471 Page St. (781) 341-4900 (T,N)
 Westfield 01085.....Electric Motor Sales & Service, 275 North Elm Street (413) 568-2311 (H2)
 Woburn 01888.....Star Sales, 29 Commerce Way (781) 933-8830 (T)
 Worcester 01606.....Bigelow Electric Company, 1 Pullman Street (508) 852-5000 (H2)

MICHIGAN

Valley View, Ohio 44125..... Milwaukee Factory Service Center 7595 Granger Rd. (800) 729-3878
 Allendale 49401.....Star Crane & Hoist, 11340 54th Avenue (616) 892-5500 (H2)
 Alpena 49707.....Alpena Electric Motor Svc., 1521 M 32 West (989) 354-8780 (T)
 Ann Arbor 48104.....McCally Tool Svc., 2445 S. Industrial (734) 747-8332 (T)
 Battle Creek 49015.....Commercial Electric Company, 333 Hamblin Avenue (616) 962-8789 (H2)
 Battle Creek 49015.....Kendall Industrial Supplies, 702 North 20th Street (616) 965-2211 (H2)
 Bay City 48706.....Bay United Motors, Inc., 4353 E. Wilder Rd. (989) 684-3972 (T)
 Clinton Twp 48038.....Butki Saw & Tool, 20686 Hall Rd. (586) 954-0300 (T)
 Coldwater 49036.....C.E.M. Supply, 178 W. Garfield Rd. (517) 278-2611 (T)
 Detroit 48203.....Re Nu Electric Co., 20163 John R St. (313) 366-1570 (T,N)
 Detroit 48234.....Electric Tool & Svc., 19442 Conant Ave. (313) 366-3830 (T)
 Escanaba 49829.....Bosk Tool Service, 918 N. Lincoln Rd. (906) 789-1112 (T,N)
 Fraser 48026.....Continental Crane & Service Co., 33681 Groesbeck Hwy. (586) 293-3870 (H1)
 Grand Rapids 49502.....Fixall Electric Motor Service, 737 Butterworth SW (616) 454-6863 (H2)
 Grand Rapids 49519.....Hoeksema Tool Service, 2499 28th Street SW (616) 538-1870 (T,N)
 Hancock 49930.....Gedda's Electrical Repair, 715 Pine St. (906) 482-5037 (T,N)
 Kalamazoo 49001.....Kalamazoo Electric Motor, 414 Mills St. (269) 345-7802 (T,N)
 Kingsford 49802.....Industrial Distribution Gr1021 Pyle Dr. (906) 774-3991 (T,N)
 Livonia 48152.....Marsh Power Tools, Inc., 20579 Middlebelt Rd. (248) 476-7744 (T,N)
 Manistee 49660.....Metal Line, Inc., 1965 Pine Creek Road (616) 723-7041 (H2)
 Midland 48640.....Mid-Michigan Repair Svc., 680 Poseyville Rd. (989) 835-6014 (T,N)
 Muskegon 49444.....Atlas Tool Service, 2505 S. Getty St. (231) 739-6555 (T,N)
 Muskegon 49441.....Johnes Electric Company, 1965 Sanford Street (616) 726-5001 (H2)
 Petoskey 49770.....Ed's Electric Appliance Svc., 3916 Charlevoix Rd. (231) 347-9599 (T,N)

MICHIGAN (continued)

Rochester Hills 48309.....Crane Technology Grp, Inc., 1954 Rochester Indus.Dr. (248) 652-8700 (H2)
 Traverse City 49686.....Bridgeway Power, 863 S. Airport Rd. (231) 947-5824 (T)
 Wixom 48393.....Northwest Tool Sply, Inc., 30270 Beck (248) 669-4040 (T)

MINNESOTA

Edina (Minneapolis), MN 55439 Milwaukee Factory Service Center 5301 Edina Industrial Blvd (800) 729-3878
 Bloomington 55420.....J & B Equipment, 8200 Grand Avenue South (952) 884-2040 (H1)
 Brainerd 56401.....Lakes Motor & Tool, 14507 Ironwood Ln. (218) 829-3546 (T)
 Duluth 55816.....Diamond Drilling & Sply., 2916 W. 1st St. (218) 628-3671 (T,N)
 Grand Rapids 55744.....The Motor Shop, 17 County Rd 63 (218) 326-4091 (T)
 Granite Falls 56241.....Electric Motor Co., 750 Hwy 212 W (320) 564-3360 (T)
 Maple Grove 55369.....GT Tool Corp., 11071 93rd Ave N. Ste C (763) 424-4019 (T)
 Minneapolis 55407.....Deko Factory Svc., 3048 Bloomington Ave S. (612) 721-6651 (T,N)
 Minneapolis 55411.....Electric Motor Repair, Inc. 2010 N. 4th Street (612) 522-3318 (H1)
 Minneapolis 55432.....Parsons Electric Company, 5960 Main Street NE (612) 571-8000 (H2)
 Rochester 55901.....Thomas Tool & Sply, 945 37th Ave NE (507) 281-3786 (T)
 Sauk Rapids 56379.....Thomas Tool & Sply, 1201 Lincoln Ave NE (320) 253-4526 (T)
 St. Paul 55101.....Reeds Sales & Svc., 1260 Payne Ave. (651) 774-9515 (T)
 St. Paul 55102.....Seven Corners Ace Hardware, 216 W. Seventh St. (651) 224-4859 (T)
 St. Paul 55104.....Total Tool Supply, 315 N. Pierce Street (952) 646-4055 (H1)
 St. Louis 63126.....Handling Systems Inc. 11678 Gravois Road (314) 842-7263 (H1)
 St. Paul 55108.....Trade Tools, 2173 Energy Park Dr. (651) 646-1808 (T)
 Willmar 56201.....Northern States Supply, In600 Industrial Pk Rd. (320) 235-0555 (T)
 Winona 55987.....Fastenal Company, 2001 Theurer Blvd. (507) 454-5374 (H2)
 Winona 55987.....Lackore Electric Motor Rpr, 108 W. 2nd St. (507) 452-3103 (T,N)

MISSISSIPPI

Norcross (Atlanta), Georgia 30071 Milwaukee Factory Service Ctr. 6155 Jimmy Carter Blvd, Suite F-2 (800) 729-3878
 Gulfport 39503.....Beerman Precision Inc. 10031 Lorraine Rd. (228) 896-1146 (T)
 Hattiesburg 39403.....Garner Lumley Electric Sply, 318 E. Pine St. (601) 544-7388 (T)
 Jackson 39203.....May & Company, 838 W. Capitol St. (800) 398-0749 (T)

MISSOURI

Fenton (St. Louis), Missouri 63026..... Milwaukee Factory Service Center 924 S Highway Dr (800) 729-3878
 Blue Springs 64015.....Clark's Tool & Equipment, 815-17 W. 40 Hwy. (816) 228-9885 (T,N)
 Cape Girardeau 63703.....Rental Land, Inc., 1922 Independence (573) 334-7186 (T)
 Columbia 65202.....Automatic Tool & Fastener, 1809 Santa Fe (573) 886-9777 (T,N)
 Jefferson City 65109.....JC Industrial Sply., 706 Virginia St. (573) 636-4171 (T,N)
 Joplin 64804.....Al's Tool Repair, 1623 S. Main (417) 781-5030 (T)
 Kansas City 64108.....Construction & Industrial, 1901 McGee (816) 842-7777 (T,N)
 Kansas City 64108.....Heath Sales & Svc., 518 E. 16th St. (816) 421-3330 (T,N)
 Kansas City 64108.....Hertz Equipment Rental & Supply, 800 E. 18th Street (816) 221-7788 (H1)
 N. Kansas City 64116.....Heath Sales & Svc., 1246 Swift (816) 471-8665 (T)
 Springfield 65806.....HK & W Inc., 610 W. Chestnut St. (417) 869-7624 (T,N)
 Springfield 65802.....Independent Electric Machinery, 1640 E. Trafficway Street (417) 865-1626 (H2)
 Springfield 65802.....The Tool Hospital, 423 N. Belcrest (417) 831-0954 (T,N)
 St. Charles 63301.....Tool Service Center, 2431 Raymond Dr. (636) 940-2525 (T,N)
 St. Joseph 64501.....Independent Electric Machinery, 611 Patee Street (816) 232-2404 (H2)
 St. Louis 63123.....Inventory Sales Co., 9777 Reavis Rd. (314) 776-6200 (T,N)
 St. Louis 63126.....Handling Systems Inc., 11678 Gravois Road (314) 842-7263 (H1)
 St. Louis 63139.....P.M. Electric Company, 5280 Fyler Ave. (314) 351-4550 (T)
 St. Louis 63138.....Tri-State Equipment Company, 1323 Dunn Road (314) 869-7200 (H2)
 St. Louis 63125.....Zeller Electric, 4250 Hofmeister (314) 638-9641 (H1,H2)

MONTANA

Denver, Colorado 80204..... Milwaukee Factory Service Center 2500 W 8th Ave, Unit E (800) 729-3878
 Billings 59101.....Power Service Of Montana, Inc. 4025 1st Avenue (406) 252-8114 (H1)
 Billings 59102.....Teds Electric Svc., 102 11th Street W. (406) 259-6418 (T,N)
 Black Eagle 59414.....Mosch Electric Co., 2513 17th Street NE (406) 453-2481 (T,N)
 Missoula 59801.....Hellgate Tool Repair, 2006 North Ave W. (406) 549-3067 (T,N)
 Whitefish 59937.....Northwest Tool Repair, 1000 Baker Ave. (406) 862-6275 (T,N)

T Authorized Milwaukee Portable Electric Tool Service Center
 N Authorized Milwaukee Air Nailer Service Center
 H1 Authorized Milwaukee 9500 Series Hand Chain, Hand Lever or Electric Hoist Service Center
 H2 Authorized Milwaukee 9600 Series Hand Chain or Hand Lever Hoists Service Center

MILWAUKEE AUTHORIZED SERVICE CENTERS — USA (continued)

NEBRASKA

Denver, Colorado 80204.... Milwaukee Factory Service Center 2500 W 8th Ave, Unit E (800) 729-3878
 Beatrice 68310.....Echo Electric Sply, 1420 N. 7th St. (402) 228-3363 (T)
 Columbus 68601.....Tool Shed of Columbus, 3121 13th St. (402) 562-7606 (T,N)
 Grand Island 68803.....Centaur Enterprises, 214 N. Arthur St. (308) 384-8087 (T,N)
 Kearney 68847.....Tool Doctor, 607 Avenue D (308) 237-0802 (T,N)
 Lincoln 68508.....The Tool House, 800 Q St. (402) 476-6673 (T,N)
 Lincoln 68521.....The Tool Hospital, 1720 Adams St. (402) 435-2996 (T,N)
 North Platte 69101.....Knapp Electric Inc., 1900 E. 4th St. (308) 532-4840 (T,N)
 Omaha 68127.....Flohr Electric Svc., 4356 S. 90th St. (402) 331-6863 (T,N)
 Omaha 68110.....John Day Company, 6263 Abbot Dr. (402) 455-8000 (T)
 Omaha 68127.....Midlands Electric Motor Service, 4425 S. 87th Street (402) 331-0770 (H2)
 Omaha 68127.....Thacker Electric, 8517 'I' St. (402) 592-9433 (T,N)
 Omaha 68138.....The Tool Hospital, 9950 S. 134th St. (402) 592-5220 (T)
 Omaha 68127.....Tighton Fastener, 7820 L Street (402) 331-5550 (T)
 Scottsbluff 69361.....Contractors Materials, 117 S. Beltline Hwy. (308) 632-5631 (T,N)

NEVADA

Anaheim, California 92801... Milwaukee Factory Service Center 1130 N Magnolia (800) 729-3878
 Fremont, (Oakland) California 92801 ... Milwaukee Factory Service Center 41601 Albrae St (800) 729-3878
 Las Vegas 89118.....Commercial Hardware, 3725 W. Russell Rd. (702) 736-0007 (T)
 Las Vegas 89118.....Silver State Wire Rope, 3320 West Post Road (702) 597-2010 (H2)
 Las Vegas 89106.....Steel Engineers, Inc., 716 W. Mesquite (702) 386-0023 (T)
 Las Vegas 89103.....The Tool Hospital, 4205 W. Tompkins Ave. (702) 222-0598 (T,N)
 Las Vegas 89109.....Tool Services, Inc., 3239 Industrial Rd. (702) 734-9161 (T,N)
 Reno 89502.....Titan Construction Sply., 250 Edison Way (775) 351-2201 (T,N)
 Sparks 89431.....Industrial Equipment Rpr, 310 Kresge Ln. (775) 331-1032 (T,N)

NEW HAMPSHIRE

College Point (New York), NY 11354 Milwaukee Factory Service Center 131-27 31st Ave (800) 729-3878
 Exeter 03833.....Harding Company Inc., 6 Industrial Drive (603) 778-7070 (H2)
 Exeter 03833.....Minuteman Tool Rpr, 96 Epping Rd. (603) 778-7777 (T,N)
 Manchester 03109.....Manchester Tool Repair, 722 E. Industrial Park (603) 622-0207 (T)
 Plaistow 03865.....125 Tools Inc., 111 Plaistow Rd. (603) 382-3113 (T,N)
 Somersworth 03878.....Tri-City Tool Crib, 439 Route 108 (603) 335-2582 (T)

NEW JERSEY

College Point (New York), NY 11354 Milwaukee Factory Service Center 131-27 31st Ave (800) 729-3878
 Broomall (Philadelphia), PA 19008.... Milwaukee Factory Service Center 800 Parkway Blvd (800) 729-3878
 Clifton 07011.....The Tool Box, 119 Lakeview Ave. (973) 340-7652 (T)
 East Hanover 07936.....Lively & Company, 10 Merry Lane (973) 887-6440 (H2)
 E. Orange 07019.....Von Rohr Equipment, 2 New Main St. (973) 748-9111 (T)
 Fair Lawn 07410.....Bergen County Motor & Tool, 17-16 River Rd. (201) 796-3006 (T,N)
 Fairfield 07004.....Tri Mount Corp., 327 Passaic Ave. (973) 575-5606 (T)
 Gloucester Cty 08030.....Industrial Services & Sply, 502 S. Broadway (856) 456-0336 (T)
 Hackensack 07601.....Universal Motor Service Inc., 131 S. Newman Street (201) 968-1000 (H2)
 Hillsborough 08844.....Sissco, 186 Route 206 South (908) 359-9767 (H1)
 Neptune 07753.....Power Tool Company, 609 Memorial Dr. (732) 776-8282 (T,N)
 Roselle 07203.....Wal-Mar Inc., 130 W. 3rd Ave. (908) 241-6930 (T,N)
 Saddlebrook 07663.....Riverdale Tool Company, 280 Midland Ave. (201) 791-6112 (T)
 Somerville 08876.....Sissco / Permadur Industries, 186 Route 206 S. (908) 359-9767 (H2)
 Trenton 08629.....Electric Motor Repair Company, 809 E. State Street (609) 392-6149 (H2)
 Trenton 08619.....Sinclair Industrial Sply., 93 2nd Ave. (609) 586-2077 (H2,T)
 Union 07083.....Force Machinery, 2271 Rt 22 W (908) 688-8270 (T)

NEW MEXICO

Denver, Colorado 80204..... Milwaukee Factory Service Center 2500 W 8th Ave, Unit E (800) 729-3878
 San Antonio, Texas 78232..... Milwaukee Factory Service Center 14329 San Pedro- Ste D (800) 729-3878
 Albuquerque 87107.....Franks Supply Co., 3311 Stanford Dr NE (505) 884-0000 (T)
 Albuquerque 87107.....Martin Saw & Tool, 3310 Stanford Dr NE (505) 888-1675 (T,N)
 Albuquerque 87107.....Telco Electric Inc., 2906 4th NW (505) 345-2426 (T,N)
 Dexter 88230.....RDF Enterprises, 6462 SE Main HWY 285 (505) 347-0318 (T,N)
 Farmington 87401.....Franks Supply Co., 2655 E. Bloomfield Hwy. (505) 327-9831 (T)

NEW MEXICO (continued)

Farmington 87401.....Marquez Industrial Rental, 311 W. Cedar (505) 326-4516 (T)
 Gallup 87301.....Four Corners Welding & Gas, 606 E. Hwy 66 (505) 722-3845 (T)
 Las Cruces 88001.....Aire-Hydraulics Co., 900 S. Solano (505) 523-5636 (T)

NEW YORK

College Point (New York), NY 11354 ... Milwaukee Factory Service Center 131-27 31st Ave (800) 729-3878
 Broomall (Philadelphia), PA 19008.... Milwaukee Factory Service Center 800 Parkway Blvd (800) 729-3878
 Albany 12206.....Shields Sales Corp., 45 Industrial Pk Rd. (518) 436-8402 (T)
 Amherst 14226.....Philipps Brothers Sply., 2525 Kensington Ave. (716) 839-4800 (T,N)
 Auburn 13021.....Auburn Armature Company, Inc., 70 Wright Circle, Dock #1 (315) 253-9721 (H2)
 Binghamton 13904.....Hulbert Electric Inc., 78 Travis Ave. (607) 724-3968 (T)
 Brooklyn 11204.....J & A Repair Shop, 6206 20th Ave. (718) 232-5746 (T)
 Brooklyn 11208.....White Tool & Sply, 3047 Atlantic Ave. (718) 277-8846 (T)
 Buffalo 14206.....Hanes Supply Inc., 55 James E. Casey Drive (716) 826-2636 (H2)
 Buffalo 14204.....United / Richter Electric, 106 Michigan Ave. (716) 855-1945 (T,N)
 Buffalo 14210.....S & S Electric Repair Shop, 2470 Seneca St. (716) 823-1232 (T,N)
 Buffalo 14227.....Volland Electric Equipment Co., 75 Innsbruck Drive (716) 656-9900 (H1)
 Cheektowaga 14225.....Air Tool Repair, 160 Holtz Dr. (716) 631-9010 (T)
 Flushing 11368.....Exeltek Handling Equipment Corp., 127-27 34th Avenue (718) 651-8800 (H2)
 Glens Falls 12801.....J.E. Sawyer & Company, 64-90 Glen St. (518) 793-4104 (T,N)
 Jamaica 11432.....General Electric Specialty, 181-04 Jamaica Avenue (718) 658-2440 (H2)
 Jamestown 14701.....Blose Tool Repair, 1487 Foote Ave Ext (716) 487-1922 (T,N)
 Long Island City 11103.....Abc Electric 24-25 46th Street (718) 956-0000 (H1)
 New Hyde Pk 11040.....Eastern Industrial Equipment, 2231 Jericho Trnkp (516) 741-3198 (T)
 New York 10019.....T.P. Rental Services, 417 W. 50th St. (212) 713-1999 (T)
 Newburgh 12550.....Precision Propeller Rpr, 135 S. Williams St. (845) 562-3880 (T)
 Peekskill 10566.....Peekskill Electric Motor, R13 S. Broad St. (914) 737-4141 (T)
 Port Chester 10573.....Pelham Tool Company, 21 Abendroth Avenue (914) 937-1771 (H2)
 Rochester 14608.....Jackson Saw & Knife, 517 State St. (585) 546-7485 (T,N)
 Rochester 14611.....Hanes Supply, 10 Cairn St. (585) 235-0160 (T)
 Saratoga Springs 12866.....Zinter Handling, Inc., 4313 Route 50 (518) 583-0853 (H2)
 Schenectady 12304.....Gray Electric Company, 2011 Hamburg Street (518) 346-0111 (H2)
 Southampton 11968.....One Source Tool Sply, 341 County Rd. 39 A Ste #1 (631) 283-8700 (T)
 Staten Island 10309.....H & E Tool Rental Corp., 6451 Amboy Rd. (718) 948-0505 (T,N)
 East Syracuse 13212.....Material Handling Technologies, 7488 Round Pond Rd (315) 463-4950 (H2)
 Syracuse 13204.....Ramsing Electric Rprs, 914 Emerson Ave. (315) 468-1712 (T)
 Syracuse 13206.....Team Service Corp. Of New York 4030 New Court Road (315) 432-1682 (H2)
 Utica 13502.....Beaton Industrial, Inc., 6083 Trenton Rd. (315) 797-9346 (T)
 Utica 13503.....McQuade & Bannigan, Inc., 1300 Stark St. (315) 724-7119 (T)
 Victor 14564.....Han-Tek Inc., 100 Rawson Road Bldg. 220 (716) 924-2200 (H2)
 Wantagh 11793.....Ace Tool Repair, Inc., 2201 Wantagh (516) 783-8899 (T,N)
 Wappingers Fls 12590.....B.C. Electric & Air, 885 Route 376 (845) 227-8289 (T)
 West Islip, LI 11795.....Sunrise Tool Service, 124 Sunrise Hwy. (631) 661-5548 (T,N)

NORTH CAROLINA

Norcross (Atlanta), Georgia 30071 . Milwaukee Factory Service Ctr. 6155 Jimmy Carter Blvd , Suite F-2 (800) 729-3878
 Asheville 28801.....B & K Tool Sply, 268 Biltmore Ave. (828) 254-5763 (T,N)
 Asheville 28802.....Hayes & Lunsford Electric Company, 226 Hilliard Avenue (828) 252-4785 (H2)
 Belmont 28012.....Ensco Supply, 2100 The Oaks Pkwy. (704) 398-5600 (T)
 Burlington 27215.....Paynes Power Tools, 3325 S. Church St. (336) 586-7072 (T)
 Charlotte 28273.....Carolina Industrial Tools, 10825 Texland Blvd. (704) 588-4490 (T)
 Charlotte 28206.....Portable Tool Service, 3209 Cullman Ave. (704) 332-8337 (T,N)
 Charlotte 28208.....Team SESCO, 2225 Freedom Drive (704) 372-4832 (H1)
 Greensboro 27405.....Carolina Hoist & Crane Service, 3310 E. Wendover Avenue (336) 375-6050 (H1,H2)
 Greensboro 27405.....Tool & Equipment Sply, 807 Huffman St. (336) 275-6124 (T)
 Hickory 28601.....Power Tool Electric Equip., 442 Highland Ave SE (828) 327-8400 (T,N)
 High Point 27262.....Piedmont Electric Repair, 208 Lindsay St. (336) 889-0222 (T)
 Raleigh 27604.....Specialty Tool Service, 2420 Atlantic Ave (919) 833-5903 (T)
 Wilmington 28403.....American Tool & Tractor, 102 Eastwood Rd. Ste B-4 (910) 251-0259 (T,N)
 Winston-Salem 27106.....Piedmont Pwr Machine Svc., 4994 C Indiana Ave. (336) 759-2022 (T,N,H2)

T Authorized Milwaukee Portable Electric Tool Service Center
 N Authorized Milwaukee Air Nailer Service Center
 H1 Authorized Milwaukee 9500 Series Hand Chain, Hand Lever or Electric Hoist Service Center
 H2 Authorized Milwaukee 9600 Series Hand Chain or Hand Lever Hoists Service Center

MILWAUKEE AUTHORIZED SERVICE CENTERS — USA (continued)

NORTH DAKOTA

Edina (Minneapolis), MN 55439 Milw. Factory Service Center 5301 Edina Industrial Blvd (800) 729-3878

Bismarck 58504 Tool Crib of the North, 3840 E. Rosser Ave. (701) 258-1267 (T,N)

Dickinson 58601 Fix It Shop, 316 21st Street E (701) 225-0766 (T,N)

Fargo 58106 Tool Crib of the North, 920-36th St SW (701) 476-4620 (T)

Fargo 58102 Northern States Sply, 1226 38th Street N (701) 282-2088 (T)

Grand Forks 58203 Tool Crib of the North, 1705 13th Ave N (701) 746-2831 (T,N)

Minot 58701 Tool Crib of the North, 700 20th Ave SE (701) 839-2263 (T,N)

OHIO

Valley View, Ohio 44125 Milwaukee Factory Service Center 7595 Granger Rd. (800) 729-3878

Archbold 43502 Bill-Jax Rental, 700 E. Lugbill Dr. (419) 445-2045 (T)

Beaver Creek 45434 Authorized Tool Service, 2210 Heller Dr (937) 429-5593 (T)

Cincinnati 45246 Ace Industries Inc., 10118 Commerce Park Road (513) 860-3218 (H2)

Cincinnati 45202 Cincinnati Electric Repair, 2023 Elm St. (513) 621-2183 (T,N)

Cincinnati 45215 Mazzella Lifting Technologies, 10605 Chester Road (513) 772-4466 (H2)

Cincinnati 45241 Midwest Crane Corp., 10329 S. Medallion Drive (513) 588-2500 (H2)

Cleveland 44135 Americrane & Hoist Corp., 13224 Enterprise Avenue (216) 267-9100 (H1)

Cleveland 44114 Kay Dee Electric Motor Rpr, 5466 Lake Ct. (216) 881-2565 (T,N)

Cleveland 44109 Tri County Power Tool, 4597 Pearl Rd. (216) 398-6120 (T,N)

Coldwater 45828 Lefeld Welding & Steel, Spl600 N. Second St. (419) 678-2397 (T)

Columbus 43215 Ohio Power Tool, 1042 Dublin Rd. (614) 481-2111 (T)

Columbus 43209 Spartan Tool Company, 1660 Alum Creek Dr. (614) 443-7607 (T)

Dayton 45403 M & R Electric Motor Svc., 1516 E. Fifth St. (937) 222-6282 (T)

Findlay 45840 McNaughton-McKay Electric, 1950 Industrial Dr. (419) 422-2984 (T)

Harrison 45030 F & M Mafco Inc., 9149 Dry Fork Road (513) 367-2151 (H2)

Hartsville 44632 Hartsville True Value, 940 W. Maple St. (330) 877-3631 (T,N)

Holland 43528 Power Tool Sales & Svc., 6713 Angola Rd. (419) 868-8665 (T)

Leipsic 45856 Village Hardware, Inc., 855 W. Main St. (419) 943-2501 (T,N)

Lima 45801 Lima Armature Works, Inc., 142 E. Pearl St. (419) 222-4010 (T,N)

Marietta 45750 American Producers Sply, 119 2nd St. (740) 373-5050 (T)

Maumee 43537 Electric Tool & Equipment, 3637 Briarfield Blvd. (419) 867-7670 (T)

Monroe 45050 Crane America, 920 Deneen Avenue (937) 853-1342 (H1)

New Philadelphi 44663 Fenton Brothers Electric, 235 Ray Ave NE (330) 343-8858 (T)

Sharonville 45241 Tool House, Inc., 11909 Tramway Dr. (513) 821-3000 (T)

Sheffield Lake 44054 Abbe Road Lumber, 185 Abbe Rd. (440) 949-6111 (T)

Springfield 45503 Delta Crane Systems, Inc., 2748 Columbus Avenue (937) 324-2229 (H2)

Steubenville 43952 General Rental, Inc., 1606 Sunset Blvd. (740) 282-9588 (T)

Strongsville 44149 Mek-Elek Inc., 19097 Drake Rd. (440) 238-1919 (T,N)

Sylvania 43560 Michigan Saw & Cutter, 5559 Alexis Rd. (419) 882-4097 (T)

Toledo 43612 Bohl Crane Inc., 534 Laskey Road (419) 476-7525 (H2)

Toledo 43609 Cobra Equipment Inc., 611 Daniels (419) 241-2001 (T)

Willoughby 44094 The Tool Shop, Inc., 38130 Airport Pkwy. (440) 946-9950 (T)

Wooster 44691 Albright Welding & Sply, 3132 E. Lincoln Way (330) 264-2021 (T)

Youngstown 44512 Pennsylvania Tool Sales & Svc, 625 Bev Rd (330) 758-0845 (T,H2)

Youngstown 44515 Power Tool & Sply., 3699 Leharps Rd. (330) 792-1487 (T,N)

OKLAHOMA

Dallas, Texas 75247 Milwaukee Factory Service Center 400 W Mockingbird Ln (800) 729-3878

Altus 73521 Kay Electric, 1101 W. Broadway (580) 482-1757 (T)

Claremore 74017 Gaffey Inc., 9655 E. 522 Road (918) 343-1191 (H1)

Enid 73701 Enid Electric Motor Svc., 1406 N. 4th St. (580) 234-8622 (T)

Oklahoma City 73125 Evans Electric Motor Co., Inc., 1536 S. Western Blvd. (405) 631-1344 (H2)

Oklahoma City 73106 Whitton Supply Co., 1419 W. Reno (405) 236-5561 (T,N)

Owasso 74055 Americrane & Hoist LLC, 308 S. Main Street (918) 274-3880 (H2)

Stillwater 74076 Ewing Electric Motor Co., 1023 S. Perkins Rd. (405) 372-2078 (T)

Tulsa 74115 Allied Tool, Inc., 8911 E. Admiral Pl. (918) 836-3939 (T,N)

Tulsa 74107 Evans Electric Motor Company, Inc., 2002 Southwest Blvd. (918) 587-7820 (H2)

OREGON

Fremont, (Oakland) California 92801 .. Milwaukee Factory Service Center 41601 Albrae St. (800) 729-3878

Bend 97708 Trade-N-Tools, 61406 S. Hwy 97 (541) 382-0653 (T,N)

OREGON (continued)

Eugene 97402 Jim's Tool Service, 515 Wilson St. (541) 344-1243 (T,N)

Portland 97214 Charles H. Day Co., 602 SE 11th Ave (503) 232-1659 (T,N)

Portland 97211 Davis Industrial Products Co., 2705 Ne Argyle Street (503) 288-3252 (H2)

Portland 97210 General Tool & Supply Co., 2705 N.W. Nicolai (503) 226-3411 (H1)

Redmond 97756 Dave's Tool Repair, 1610 SW Veterans Way (541) 504-8283 (T)

Redmond 97756 Redmond Tool & Supply, 1037 N. Hwy #97 (541) 504-8283 (T)

PENNSYLVANIA

Valley View, Ohio 44125 Milwaukee Factory Service Center 7595 Granger Rd. (800) 729-3878

Broomall (Philadelphia), PA 19008 Milwaukee Factory Service Center 800 Parkway Blvd (800) 729-3878

Abington 19001 Repairs Unlimited, Inc., 1730 Rockwell Rd. (215) 657-3335 (T)

Bellefonte 16823 Triangle Building Sply, 1076 E. Bishop St. (814) 355-7368 (T)

Bethlehem 18018 Albarell Electric, 1005-C W Lehigh St. (610) 691-7030 (T)

Carlisle 17013 Estep Electrical Services, 501 E. Louther St. (717) 249-2698

Chalfont 18914 D.R. Cordell & Associates, 95 W. Butler Avenue (215) 822-9345 (H2)

Chambersburg 17201 S & S Electric Motors, 125 Falling Springs Rd. (717) 263-1919 (T)

Chester 19013 Jekk Tools & Fasteners, 729 W. Second St. (610) 874-6200 (T)

Douglassville 19518 American Crane & Equipment Co., 531 Old Swede Road (610) 385-6061 (H2,H1,H2)

Doylestown 18901 Paul B. Moyer & Sons, 190 S. Clinton St. (215) 348-1270 (T,N)

Emigsville 17318 Hoist & Crane Repair, Inc., 3321 High Street (717) 764-8218 (H2)

Ephrata 17522 Sensenig's Electronic Rpr, 215 Sensenig Rd. (717) 445-9905 (T)

Erie 16501 Perry Mill Sply Co., 1115 W. 12th St. (814) 453-5641 (T)

Frazer 19355 Contractor's Choice, 600 Lancaster Ave. (610) 408-0195 (T,N)

Hanover 17331 C & E Pneumatic Svc., 301 Poplar St. (717) 632-4261 (T,N)

Harrisburg 17104 Fiduks Industrial Service Inc., 534 S. 23rd Street (717) 561-0221 (H2)

King Of Prussia 19406 McDal Corp., 475 E. Church Road (610) 277-5484 (H1,H2)

Latrobe 15650 Latrobe Tool Service, 214 A Route 30 E (724) 532-1411 (T)

Lester 19113 Morris Material Handling, Bldg. E Suite 104-10 Ind. Hwy. (800) 346-2098 (H1)

Mechanicsburg 17055 Drivekore Repair, 101 Wesley Dr. (717) 766-8233 (T)

Monroeville 15146 Professional Tool Svc, 700 Seco Rd. (412) 373-7440 (T)

Northampton 18067 Hafner & Son Inc., 90 Atlas Rd. (610) 262-4805 (T)

Philadelphia 19116 Fred Hill & Son Co., 2101 Hornig Road (215) 698-2200 (H2)

Philadelphia 19123 Ideal Tool & Equipment, Ser456 N. 8th St. (215) 925-0672 (T,N)

Philadelphia 19124 Somerset Electric Co., Inc., 5609 Tulip Street (215) 288-5568 (H2)

Pittsburgh 15215 Globe Electric Co., 200 23rd Street (412) 781-2677 (H1)

Pittsburgh 15203 Plant Service Company, 598 Bingham Street (412) 381-4664 (H2)

Pottstown 19464 Crane Pro Services, 371 Circle Of Progress (610) 705-9700 (H2)

Reading 19604 Electric Repair Company, 502-504 N. Ninth Street (610) 376-5444 (T,N)

Shippensburg 17257 Martin's Electric, 575 Britton Rd. (717) 530-8450 (T,N)

Shoemakersville 19555 Industrial Equipment Corp., 846 N. Main St (610) 562-2700 (T)

St. Marys 15857 Burkes Home Center, 1077 Million Dollar Hwy. (814) 781-1519 (T)

Stroudsburg 18360 Stroudsburg Electric Mtr, S756 Phillips St. (570) 421-8909 (T,N)

York 17402 General Tool & Rpr., 2449 S. Queen St. (717) 741-9592 (T)

RHODE ISLAND

College Point (New York), NY 11354 Milwaukee Factory Service Center 131-27 31st Ave (800) 729-3878

E. Providence 02914 Renner Colony Tool Sply, 1033 Waterman Ave. (401) 438-7890 (T)

Warwick 02887 Electric Motor Svc & Sales, 3070 Post Rd. (401) 737-2534 (T,H2)

Woonsocket 02895 Motors, Hoist & Controls Inc., 179 Railroad Street (401) 767-4568 (H1)

SOUTH CAROLINA

Norcross (Atlanta), Georgia 30071 Milwaukee Factory Service Ctr. 6155 Jimmy Carter Blvd , Suite F-2 (800) 729-3878

Anderson 29625 Trado Supplies Inc., 1015 Whitehall Rd. (864) 225-4438 (T,N)

Bluffton 29910 Anchor Hardware, Inc., 9 Kitties Landing Rd. (843) 815-9264 (T)

Charleston 29405 Tri County Tool Rpr Center, 1900 Discher St. (843) 554-9005 (T)

Charleston 29405 Charleston Crane Inspection, 1304 Meeting Street (843) 853-1145 (H2)

Columbia 29201 Richland Industrial, Inc., 919 Catawba St. (803) 252-3360 (T)

Duncan 29334 Engineered Systems, Inc., 1121 Duncan-Reidville Rd. (864) 879-7438 (H1)

Florence 29501 Florence Electric, 209 DeJonge (843) 669-6654 (T)

Myrtle Beach 29577 Coastal Electric & Rewindi, 928 Osceola St. (843) 448-3586 (T)

North Charlesto 29418 Southeast Tool Service, 3626 Ashley Phosphate Road (843) 767-7878 (T)

Spartanburg 29302 Power Tool Services, 200 Forest Ave. (864) 585-9328 (T)

T Authorized Milwaukee Portable Electric Tool Service Center
N Authorized Milwaukee Air Nailer Service Center
H1 Authorized Milwaukee 9500 Series Hand Chain, Hand Lever or Electric Hoist Service Center
H2 Authorized Milwaukee 9600 Series Hand Chain or Hand Lever Hoists Service Center

MILWAUKEE AUTHORIZED SERVICE CENTERS — USA (continued)

SOUTH CAROLINA (continued)

Spartanburg 29303.....Carson's Nut, Bolt & Tool, 522 Broadcast Dr. (864) 585-9686 (T)
West Columbia 29169.....Mann Electric Repair, 802 Chris Dr. (803) 252-7777 (T)

SOUTH DAKOTA

Edina (Minneapolis), MN 55439....Milw. Factory Service Center 5301 Edina Industrial Blvd (800) 729-3878
Rapid City 57702.....Stan Houston Equip., 1210 Deadwood Ave. (605) 348-1155 (T)
Sioux Falls 57106.....Stan Houston Equip., 501 S. Marion Rd. (605) 336-3736 (T)

TENNESSEE

Norcross (Atlanta), Georgia 30071 .Milwaukee Factory Service Ctr. 6155 Jimmy Carter Blvd., Suite F-2 (800) 729-3878
Chattanooga 37404.....Dixie Industrial Svc., 2108 E. Main St. (423) 698-8063 (T)
Chattanooga 37408.....Chattanooga Armature Works, 1209 E. 23rd Street (423) 267-7665 (H2)
Cleveland 37320.....Jerry's Electric Mtr Svc., 433 Broad St. (423) 472-5959 (T,M)
Jackson 38301.....Smith Tool Service, 908 S. Highland Ave. (731) 427-4012 (T)
Johnson City 37601.....East Tennessee Rent-Alls, 3611 Bristol Hwy. (423) 282-3221 (T)
Knoxville 37917.....Tennessee Armature, 1301 Galway Street (423) 524-3681 (H2)
Madison 37115.....ToolServe of Middle Tennes, 2404 Gallatin Pike North (615) 826-4770 (T,M)
Memphis 38126.....Authorized Equipment Svc., 812 Polk Ave. (901) 774-0850 (T,M)
Memphis 38108.....DMC Hoist & Crane, 1403 N. Willett (901) 272-1015 (H2)
Memphis 38118.....Heavy Machines, Inc., 3926 E. Raines Road (901) 260-2267 (H2)
Memphis 38127.....Hi-Speed Electrical Co., 3013 Thomas Street (901) 357-6231 (H1)
Memphis 38106.....Power Tools Inc., 1200 S. Bellevue Blvd. (901) 774-1212 (T)
Memphis 38106.....Shelby Electric Company, Inc., 112 E.H. Crump Blvd. (901) 948-1545 (H2)
Nashville 37210.....Hermitage Tool, Inc., 1034 4th Ave S. (615) 254-0820 (T)
Nashville 37214.....Hoist & Crane Co., 2508 Perimeter Place (615) 242-3383 (H1,H2)
Nashville 37210.....Reeves Power Tool Rpr., 108 Lafayette St. (615) 256-8817 (T,M)
Nashville 37210.....Tool-Smith Company, 665 Massman Dr. (615) 883-4833 (T,M)

TEXAS

Dallas, Texas 75247....Milwaukee Factory Service Center 400 W Mockingbird Ln (800) 729-3878
Houston, Texas 77018.....Milwaukee Factory Service Center 3566 W T.C. Jester (800) 729-3878
San Antonio, Texas 78232. Milwaukee Factory Service Center 14329 San Pedro - Ste D (800) 729-3878
Abilene 79602.....Malcom Supply / Pro Hardware, 1833 S. Treadway (325) 670-9066 (T)
Amarillo 79107.....Tascosa Tool Svc., 306 N. Fillmore (806) 373-3474 (T,M)
Amarillo 79102.....Reids Appliance Svc., 906 Georgia (806) 373-8812 (T,M)
Austin 78745.....Applied Tool & Sply, 515 Industrial Blvd. (512) 448-0101 (T)
Austin 78745.....Austin Tool, Inc., 210 Industrial Blvd. (512) 447-4905 (T)
Austin 78722.....Hamilton Electric Works, 3800 Airport Blvd. (512) 472-2428 (T)
Beaumont 77701.....Newton Rental Tool, 620 MLK Pky. (409) 835-3979 (T)
Bryan 77803.....Bailey Oxygen & Tool, 812 S. Bryan St. (979) 779-7154 (T)
Cleveland 77327.....Gaffey, Inc., 1436 N. Duck Creek Road (281) 443-6690 (H1)
Conroe 77301.....Able Fastening Systems, 217 N. Frazier (936) 756-4115 (T)
Corpus Christi 78409.....Brumley & Brumley, 6103 Leopard Street (361) 289-2036 (H2)
Corpus Christi 78405.....Corpus Christi Pwr Tool, 3701 Agnes (361) 883-1117 (T,M)
Corpus Christi 78405.....Otto Dukes Machinery Co., 2556 Agnes St. (361) 883-0921 (T)
Del Rio 78840.....Tino's Electric Shop, 1309 Avenue G (830) 774-6700 (T)
El Paso 79915.....Southwestern Industrial, Fs924 Tony Lama (915) 592-5859 (T)
El Paso 79925.....Tool World, 1160 Airway (915) 779-5616 (T)
Ft. Worth 76110.....Air & Electric Tool Co., 3301 S. Grove St. (817) 921-0231 (T,M)
Ft. Worth 76117.....Gaffey, Inc., 4301 Garland Drive (817) 281-1994 (H1)
Haltom City 76117.....The Tool Clinic, 4100 Haltom Road Ste D (817) 656-5640 (T,M)
Harlingen 78550.....Harlingen Bolt & Sply, 101 S. Expressway 77 (956) 421-3363 (T)
Houston 77002.....Hydraulic Equipment Service, 1021 N. San Jacinto Street (713) 228-4073 (H1)
Houston 77041.....Innovative Tooling & Acces, 4392 Gessner Rd. (713) 996-9909 (T)
Houston 77091.....Nationwide Tools & Splys, 6100 N. Shepard Dr. (713) 697-6245 (T)
Houston 77003.....Tool Mart Inc., 2412 Texas Ave. (713) 222-8665 (T)
Houston 77020.....Tricon Tool & Sply, 5809 Clinton Dr. (713) 678-7444 (T)
Houston 77003.....Power Tool Svc Co., 3718 Polk Ave. (713) 228-0100 (T)
Houston 77003.....Tool Tech, 3406 McAshan (713) 223-1922 (T,M)
Killeen 76541.....BC Repair, 112 N. 4th St. (254) 634-2960 (T,M)
Longview 75607.....Sobol Welders Sply, 1410 F-M Rd 1845 (903) 757-3800 (T)
Lubbock 79404.....Brandon & Clark, Inc., 3623 I-27 (806) 747-3861 (H2)

T Authorized Milwaukee Portable Electric Tool Service Center
N Authorized Milwaukee Air Nailer Service Center
H1 Authorized Milwaukee 9500 Series Hand Chain, Hand Lever or Electric Hoist Service Center
H2 Authorized Milwaukee 9600 Series Hand Chain or Hand Lever Hoists Service Center

TEXAS (continued)

Lubbock 79412.....Caprock Equipment Svc & Sply, 2112 50th St. (806) 747-9177 (T,M)
McAllen 78501.....Rio Grande Plumbing Sply, 1010 E. Pecan (956) 686-9557 (T)
Odessa 79764.....McCord Pump & Sply, 3711 Brazos (915) 362-4611 (T)
Pasadena 77506.....Industrial Air Tool-Pasadena, 513 Vermillion (713) 477-3144 (T)
Plano 75074.....American Tool & Fastener, 1331 E. Plano Pky. (972) 801-9909 (T)
San Angelo 76904.....J & T Welding, 5294 Old Cristoval Rd. (915) 651-1408 (T)
San Antonio 78219.....Alamo Iron Works, 943 Coliseum Road (210) 223-6161 (H2)
San Antonio 78205.....Electric Motor Svc & Sales, 1514 E. Commerce St. (210) 226-3462 (T,M)
San Antonio 78217.....Tool Mart Inc., 10568 Sentinel (210) 655-6116 (T)
Sherman 75090.....Texoma Tool Repair, 308 E. Houston St. (903) 892-1510 (T)
Texas City 77590.....Mainland Tool & Sply, 2830 FM 1765 (409) 948-4497 (T,M)
Tyler 75702.....Mason Machinery Co., 1908 W. Erwin St. (903) 592-6581 (T)
Victoria 77901.....Easley Building Specialities, 1509 Port Lavaca Dr. (361) 575-7476 (T)
Waco 76710.....Evans Enterprises, Inc., 201 S. Industrial Drive (254) 772-4710 (H2)
Waco 76706.....Power Tool Repair, 6919 S. 3rd Street Rd. (254) 662-5969 (T)
Weatherford 76086.....Jobsite Sales & Tool Rpr, 1327-A Fort Worth Hwy. (817) 613-0940 (T,M)
Wichita Falls 76305.....Frank's Repair, 523 Homestead Lane (940) 766-0342 (T)

UTAH

Denver, Colorado 80204....Milwaukee Factory Service Center 2500 W 8th Ave, Unit E (800) 729-3878
Logan 84321.....Glenn's Electric Mtr & Sply, 501 N. Main St. (435) 752-4178 (T,M)
Logan 84321.....Industrial Tool & Supply, 839 N. Main (435) 753-4256 (T,M)
Ogden 84401.....Johnson Electric Motor, 2925 S. Commerce Way (801) 621-3853 (T)
Orem 84058.....Bonneville Industrial Sply, 45 S. 1500 W. (801) 225-7770 (T)
Orem 84097.....The Mending Shed, 1735 S. State Street (801) 225-8012 (T,M)
Salt Lake City 84115.....Diamond Electric Motor, 1465 S. 300 W. (801) 484-4325 (T)
Salt Lake City 84123.....Hoj Engineering Company, 3960 S. 500 West (801) 266-8881 (H2)
Salt Lake City 84115.....M & M Tool & Machinery, 1773 S. 300 W. (801) 485-8200 (T,M)
Salt Lake City 84119....Rocky Mountain Wire Rope & Rig., 2421 South 2570 West (801) 972-4972 (H1)
St. George 84790.....Dixie Fastening, 314 N 3050 East Ste C (435) 673-5337 (T)

VERMONT

College Point (New York), NY 11354 ..Milwaukee Factory Service Center 131-27 31st Ave. (800) 729-3878
Essex Jct. 05452.....Burlington Tool Rpr, 3 Kellogg Rd. (802) 872-0051 (T,M)
Fairlee 05045.....Tool Barn, Inc., Route 5 North (802) 333-9311 (T)
Johnson 05656.....Johnson Hardware, 1442 Route 15 West (802) 635-7282 (T)
S. Barre 05670.....Reynolds & Son, 47 Bridge St. (802) 479-0101 (T)

VIRGINIA

Broomall (Philadelphia), PA 19008...Milwaukee Factory Service Center 800 Parkway Blvd. (800) 729-3878
Ashland 23005.....Foley Material Handling Co., 11327 Va. Crane Drive (804) 798-1343 (H1,H2)
Bristol 24201.....Electric Motor Repair & Sales, 1 Goodson Street (540) 669-9428 (H2)
Charlottesville 22901.....Piedmont Tool Repair 2811-D Hydraulic Rd. (434) 817-3090 (T)
Dublin 24084.....Dublin Tool & Supply, 101 Town Center Dr. (540) 674-5784 (T)
Hampton 23661.....Arcet Equipment, #3 Lockwood Dr. (757) 728-9353 (T)
Harrisonburg 22801.....GLS Tool Clinic, 3075 Old 33 (540) 434-6151 (T)
Leesburg 20175.....B & B Appliance & Lawn Equip, 71 Lawson Rd Unit C (703) 777-1093 (T,M)
Lynchburg 24501.....Arcet Equipment, 3416 Odd Fellows Rd. (434) 847-1234 (T)
Manassas Park 20111.....Arcet Equipment, 8399 Euclid Ave. (703) 361-0109 (T)
Norfolk 23517.....Bryan Electric Co., 424 W. 25th St. (757) 625-2525 (T,M)
Richmond 23230.....Electric Equipment Company, 1807 Boulevard West (804) 353-7841 (H2)
Richmond 23234.....James Mcgraw Inc., 2900 Deepwater Terminal Road (804) 233-3071 (H2)
Richmond 23220.....Staley Company, 1000 W. Roberts St. (804) 321-6595 (T,M)
Roanoke 24012.....Marco Supply Co., 812 Pocahontas Ave NE (540) 344-6211 (T)
Roanoke 24017.....Contractors & Industrial Sply, 3304 Salem Turnpike NW (540) 342-5348 (T)
Roanoke 24013.....Lloyd Electric Company, Inc., 605-3rd Street Southeast (703) 982-0135 (H2)
Roanoke 24017.....Rent-Alls of Roanoke, Inc., 604 11th St NW (540) 345-0184 (T)
South Boston 24592.....Bo's Hydraulics, 1138 Huell Matthews Hwy. (434) 575-7506 (T)
Winchester 22603.....Winchester Electric Svc, 120 Fort Collier Rd. (540) 667-2040 (T)

WASHINGTON

Fremont, (Oakland) California 92801 ..Milwaukee Factory Service Center 41601 Albrae St. (800) 729-3878
Bellevue 98005.....Power Tool Service, 12121 Northup Way (425) 453-8015 (T,M)

MILWAUKEE AUTHORIZED SERVICE CENTERS — USA (continued)

WASHINGTON (continued)

Bellingham 98225Pro Tool, Inc., 2238 James St. (360) 733-7343 (T,N)
Fife 98424Tap Tool Repair, Inc., 1401 52nd Ave E. (253) 922-5787 (T,N)
Longview 98632C & H Industrial Tool & Supply Inc., 1160 3rd Ave. (360) 423-6496 (T,N,H2)
Pacific 98047Washington Crane & Hoist, 1334 Thornton Avenue SW (253) 863-6661 (H2)
Pasco 99301Milne Power Tool Repair, 1303 W. Lewis (509) 547-7834 (T,N)
Port Angeles 98362Sunset Wire Rope, 518 Marine Dr. (360) 457-3369 (T)
Poulsbo 98370The Electrical Shop, 19559-D Viking Way (360) 697-4454 (T,N)
Seattle 98108B & J Industrial Supply Co., 5601 First Avenue South (206) 762-4430 (H2)
Seattle 98125Tool Pros, 10334 Lake City Way NE (206) 525-6448 (T,N)
Seattle 98109United Electric Motors, 308 9th Avenue North (206) 624-0044 (H2)
Spokane 99202Power Tool Svc., 1902 E. Mission (509) 535-1754 (T,N)
Spokane 99202Safway Supply, 1503 E. Riverside (509) 535-9841 (T)
Spokane 99202Spokane Power Tool, 801 E. Spokane Falls Blvd. (509) 489-4202 (T)
Spokane 99212Air Electric Tools & Svc, 5603 E. 3rd Ave. (509) 534-3698 (T,N)
Tacoma 98409Center Electric, 1212 S. 30th St. (253) 383-4416 (T,N)
Tumwater 98501Coastal Tool & Rpr, 715-C 78th Ave SW (360) 956-1973 (T,N)
Wenatchee 98801Tool Mart, 154 Marr St. (509) 664-6606 (T,N)
Yakima 98902Tri-State Supply Co., 205 S. 4th Ave. (509) 576-0370 (T,N)

WEST VIRGINIA

Broomall (Philadelphia), PA 19008Milw. Factory Service Center 800 Parkway Blvd. (800) 729-3878
Valley View, Ohio 44125Milwaukee Factory Service Center 7595 Granger Rd. (800) 729-3878
Beckley 25801Air-Tech Tool Svc., 325 City Ave. (304) 253-6799 (T,N)
Huntington 25701Dolin Supply Company, 215 Hal Greer Blvd. (304) 529-4171 (H2)
Huntington 25701Lawter Electric Motor, 202 Adams Ave. (304) 522-8297 (T)

WEST VIRGINIA (continued)

Logan 25601Delta Electric Inc., 207 Riverview Avenue (304) 752-4625 (H2)
Martinsburg 25402Biedlers Electric Mtr, Rpr PO Box 1022 (304) 263-9995 (T)
WISCONSIN	
Brookfield (Milwaukee), WI 53005	Milwaukee Factory Service Center 13145 W. Lisbon Rd. (800) 729-3878
Edina (Minneapolis), MN 55439	Milw. Factory Service Center 5301 Edina Industrial Blvd. (800) 729-3878
Appleton 54914All-Lift Systems Inc., 1103 S. Perkins Street (920) 738-0800 (H2)
Eau Claire 54701Tools Plus, 2501 E. Clairemont Ave. (715) 831-0700 (T,N)
Green Bay 54304Bay Verte Mach. Inc., 975 Parkview Rd. (920) 336-7440 (T,N)
Green Bay 54301Power Tool Svc. Co., 300 N. Webster Ave. (920) 437-2594 (T,N)
La Crosse 54602Lackore Electric Motor Rpr, 4102 Mormon Coulee Ct. (608) 782-7635 (T,N)
Madison 53713Electric Motors Unlimited, Inc., 1000 Jonathon Drive (608) 271-2311 (H2)
Madison 53713Jet Power Tool, Rpr 970 Jonathon Dr. (608) 271-2315 (T)
Menomonee Falls 53051Neu's Building Center, N95 W16915 Richfield Way (262) 251-6550 (T,N)
Monroe 53566Precision Drive & Control, 504 11th St. (608) 328-5600 (T)
Neenah 54956Alferi Industrial Sales, 346 Smith St. (920) 722-6483 (T,N,H1)
Oak Creek 53154Overhead Material Handling, Inc., 7747 South 6th Street (414) 768-9090 (H2)
Pewaukee 53072Jensen Equipment, N27 W23015 Roundy Dr. (262) 547-5548 (T,N)
Racine 53403Machinery & Factory Ind. Sply, 1021 6th St. (262) 634-3381 (T,N)
Rice Lake 54868Moberg Electric, 1763-20 1/2 St. (715) 234-7961 (T,N)
Watertown 53094Watertown Ace Hardware, 401 Bernard St Ste 1 (920) 261-3022 (T)
Wisconsin Rapids 54495Wisconsin Valley Concrete, 610 McKinley (715) 423-7500 (T,N)
WYOMING	
Denver, Colorado 80204Milwaukee Factory Service Center 2500 W 8th Ave, Unit E (800) 729-3878
Evanston 82930J.C. Electric, 198 County Rd. (307) 789-4650 (T)

MILWAUKEE AUTHORIZED SERVICE CENTERS — CANADA

The Trademarks MILWAUKEE, MAGNUM, QUIK-LOK and SAWZALL are used in Canada by Milwaukee Electric Tool Canada under license from Milwaukee Electric Tool Corporation, owner of the trademarks.



CANADIAN FACTORY SERVICE CENTRE
MILWAUKEE ELECTRIC TOOL CANADA
 755 Progress Avenue • Scarborough, Ontario M1H 2W7
 Phone: (416) 439-4181 • Fax: (416) 439-6210

CUSTOMER SERVICE
 (Metro Toronto): (416) 439-4015
 Toll Free: 1-800-268-4015

ALBERTA

Calgary T2C 2H7 Complete Power Tool Services, Bay 9, 7139 - 40th Srtceit S.E. (403) 720-0445 (T)
Calgary T2E 8L2 Power Tool Clinic Ltd., 2520 - 23rd St. N.E., Bay #6 (403) 276-4633 (T,N)
Calgary T2C 2C8 Industrial Power Tool, #8 - 4115 - 64 Avenue S.E. (403) 261-0780 (T)
Edmonton T5S 1M8Bucyrus International Inc., 18131 118th Ave. (780) 454-9000 (H2)
Edmonton T6H 2J5 Celtic Industrial Tools & Repair Ltd., 5736 - 103 A St. (780) 431-0970 (T)
Edmonton T6E 3N7 Comax Tools, 5224 - 99 St. (780) 433-6600 (T,N)
Edmonton T5S 1G1 Kristian Electric, 10457 184th St. (780) 444-6116 (H1)
Edmonton T5M 3N2 Quality Tool Repair Ltd., 11420 156 Street (780) 702-1686 (T,N)
Fort McMurray T9H 4V9 K.A.M. Industries, Bay 103, 19 MacAlpine Cres. (780) 715-4044 (T)
Grand Prairie T8V 4E3 Bermar Rewind Ltd., 9609 109 St. (403) 532-0818 (T)
Lethbridge T1J 0E3 Hagen Electric Ltd., 1202 2nd Ave. S. (403) 328-8826 (T,N)
Medicine Hat T1A 2Z5 Zark Repair, 541A N. Railway St. S.E. (403) 526-6131 (T,N)
Red Deer T4P 2B5 Magnum Rewind & Controls, Bay#3, 7884 - 49th. Ave. (403) 358-7790 (T)
Red Deer T4N 4B6 McAuley's Electric Motors Ltd., 5301 50th Avenue (403) 346-3361 (T)

BRITISH COLUMBIA

Burnaby V5C 4G2Westcoast Tool Sales & Service, 4008 Myrtle St. (604) 873-5394 (T,N)
Coquitlam V3K 6W9Interlock Crane Services, 2227 Hartley Ave. (604) 526-3536 (H2)
Coquitlam V3K 1A4KMS Tool Repair, 931 Tupper Ave. (604) 522-5599 (T,N)
Cranbrook V1C 4C7 SARC Repair 2005, 917 Industrial Road #1 (250) 426-6333 (T,N)

BRITISH COLUMBIA (continued)

Kamloops V2C 4B6 Thompson Valley Rewind Ltd., 1647 Valleyview Dr. (250) 374-1633 (T)
Kelowna V1Y 3E3 K.Y. Tools Sales & Service, #1-1115 Gordon Dr. (250) 862-2575 (T)
Langley V3A 3X8 Power Tool Clinic Ltd., #105-19835 56th Ave. (604) 530-3550 (T,N)
Maple Ridge V2X 2W4 H.Q.T. Repairs Ltd., 22935 Lougheed Hwy., Unit #1 (604) 463-7455 (T,N)
Nanaimo V9R 5E5 Solar Electric Repairs (1981) Ltd., 20A Cliff St. (250) 753-1731 (T)
Nelson V1L 6N3 Starlight Tool Services, 4655 Crescent Rd., R.R.#3, S7, C40 (250) 825-3428 (T,N)
Penticton V2A 3J8 A. C. Motor Electric Ltd., 259 Okanagan Ave. E. (250) 493-1440 (T)
Powell River V8A 3N2Economy Rentals & Repairs Ltd., 4500 Manson Ave. (604) 485-2707 (T,N)
Prince George V2N 1A9 Accurate Tool Repair, 3660 18th Ave. (250) 562-8833 (T)
Surrey V3W 0N6 Delta Tool Repair Ltd., 7533 135th St., Unit #114 (604) 591-3230 (T)
Vernon V1T 5J9 Electrical Enterprise Ltd., 4600 31st St. (250) 542-1166 (T,N)
Victoria V8T 5A8 A.B.C. Electric, 2670 Fifth St. (250) 382-7221 (T)
Victoria V8Z 1A6 Troy Electric Motor Repairs, Unit #1, 3131 Delta Ave. (250) 382-7442 (T)
MANITOBA	
Brandon R7A 0H5 Harold's Electric Service, 362 Pacific Ave. (204) 727-7292 (T)
Winnipeg R3H 0S8 Accutool Service Centre, 565 Marjorie St. (204) 772-6523 (T,N)
Winnipeg R3E 3H1 Athena Small Equipment Repair, 1125 Empress Street (204) 786-1900 (T,N)
Winnipeg R2L 1J5King's Electric Motors, Inc., 633 Tyne Ave. (204) 663-5332 (H2)
Winnipeg R3G 3K4 Wolsley Mechanical Group, 1300 St. Matthews Ave. (204) 786-7861 (T)

T Authorized Milwaukee Portable Electric Tool Service Center
 N Authorized Milwaukee Air Nailer Service Center
 H1 Authorized Milwaukee 9500 Series Hand Chain, Hand Lever or Electric Hoist Service Center
 H2 Authorized Milwaukee 9600 Series Hand Chain or Hand Lever Hoists Service Center

MILWAUKEE AUTHORIZED SERVICE CENTERS — CANADA (continued)

NEW BRUNSWICK

Bathurst E2A 1W9	Steve's Electric Motor Service Ltd., 605 Bridge St.	(506) 548-4681	(T,N)
Edmundston E3V 2K5	Audiotek Tool Division, 464 Rue Victoria	(506) 735-5284	(T)
Moncton E1E 2G7	Power Plus Tool Repair, 57 Millennium Blvd.	(506) 855-8665	(T,N)
Saint John E2L 3R1	Richard's Service Central Ltd., 218 Waterloo St.	(506) 652-4410	(T)
Saint John E2L 4A4	Harbour City Electro-Mechanical Ltd., 38 Bayside Dr., Box 610	(506) 634-8314	(T)

NEWFOUNDLAND

Marystown A0E 2M0	Tool - Aid Ltd., 303 McGettigan Blvd.	(709) 279-2238	(T)
St. John's A1B 3R2	Rideout Tool & Machine Inc., 222 Kenmount Rd.	(709) 754-2240	(T)

NOVA SCOTIA

Amherst B4H 2V3	Top Line Rentals Inc., 15 Albion Street	(902) 667-9850	(T,N)
Dartmouth B3B 1K1	Deiter's Tool & Saw Service, 19 Pettipas Dr., Unit F	(902) 468-4888	(T)
Dartmouth B3B 1K8	Dover Corp. (Canada) Ltd., 10 Morris Dr., Unit B	(902) 468-6008	(H2)
Halifax B3K 5E4	Maritime Lawn & Garden, 2790 Windsor St.	(902) 455-0208	(T)
Saint John E2L 4A4	Harbour City Electro-Mechanical Ltd., 38 Bayside Dr., Box 610	(506) 634-8314	(N)
Saint John E2L 3R1	Richard's Service Central Ltd., 218 Waterloo St.	(506) 652-4410	(N)
Sydney B1P 6B6	Stan Wadden Auto Electric Service 1980 Ltd., 129 York St.	(902) 562-4421	(T)

ONTARIO

Ajax L1S 4S2	J.D. Air & Electric Tool Repair, 676 Monarch Ave., Unit #3	(905) 427-2595	(T,N)
Barrie L4M 5G1	Tony's Power Tools & Vacuum Service, 59 Bell Farm Rd., Unit #4	(705) 726-1142	(T,N)
Belleville K8N 4V1	Emsco Motor Sales & Service, 57 Cannifton Rd.	(613) 966-3230	(T)
Brantford N3S 5B7	Gilbert McEachern Electric Ltd., 106 Alice St.	(519) 753-0465	(T)
Burlington L7T 1N4	Bayshore Tool & Equipment, 1021 Waterdown Rd.	(905) 633-9214	(T,N)
Chatham N7M 5J5	Waffles Electric Ltd., 475 Riverview Dr.	(519) 354-2730	(T)
Concord L4K 3M7	Trion Power Tool Service Inc., 176 Rivermede Rd., Unit #8	(905) 738-5060	(T,N)
Etobicoke M9W 6R2	Karl's Power Tools Sales & Service, 22 Goodmark Pl., #25	(416) 675-1310	(T)
Guelph N1H 3Z4	Hoffman's Sales & Service, 20 Cardigan St.	(519) 836-6140	(T)
Hamilton L8L 3B3	Active Tool Repair, 955 Barton St. E.	(905) 545-7646	(T,N)
Huntsville P0A 1K0	Huntsville Armature Ltd., 51 Ferguson Rd., R.R. #1	(705) 789-9301	(T)
Innerkip NOJ 1M0	K.C.'s Repair Center, 156 Blandford St.	(519) 469-3351	(T,N)
Kingston K7M 1W6	Boyd Electric Ltd., 833 Portsmouth Ave.	(613) 548-4888	(T,N)
Kitchener N2B 2E1	R.M.W. Electric Ltd., 350 Shirley Ave.	(519) 744-1821	(T,N)
Kitchener N2C 1L3	The Tool Doctor, 30 Manitou Dr.	(519) 748-4780	(T,N)
Lindsay K9V 1W7	Jordan Electric Motor Service, 4 Durham St. E.	(705) 324-9427	(T,N)
London N5W 2M1	A.C. Jenkins Electric Repair Ltd., 1188 Frances St.	(519) 451-4020	(T,N)
London N5W 3P4	Moore Tool & Motor Service Ltd., 960 Elias St., Unit #2	(519) 679-6326	(T,N)
Mississauga L5L 1R6	Mississauga Repair Centre, 3120 Glen Erin Dr., Unit #16	(905) 828-1565	(T)
Mississauga L5T 2K4	Bertsch Power Tool Service Ltd., 1320 Midway Blvd., Unit #18	(905) 670-7716	(T,N)
North Bay P1B 4A4	Gateway Professional Tools, 790B Cassels St.	(705) 495-4906	(T)
North York M3A 1A1	Toronto Electric Hoist Sales & Service, 9 Codeco Ct.	(416) 386-0820	(H1,H2)
Oakville L6L 2X8	Industrial Tool Repair Centre, 2140 Speers Rd.	(905) 827-5661	(T)
Oakville L6L 2X2	Pro Crane Hoist Repairs, 2050 Speers Rd., Unit 2E3	(905) 825-2586	(H1)
Oakville L6L 6N3	R. & W. Hoist Repair Ltd., 790 Redwood Square, Units	(905) 825-5500	(H2)
Ottawa K1B 4E4	Mytek Power Tools Service, 110-2535 Blackwell St.	(613) 749-7294	(T,N)
Ottawa K2C 3J2	Comotech Controls, Motors, Technology, 1735 Courtwood Crescent	(613) 228-9480	(T)
Owen Sound N4K 2H9	Murray's Sharpening & Tool Repair, 1190 2nd. Ave. East	(519) 376-2495	(T,N)
Peterborough K9J 2N3	Larry Electric Motor Service, 164 Sherbrooke St.	(705) 743-3167	(T)
Sarnia N7T 2C9	Lawrence Electric Motor Repair, 720 Confederation St.	(519) 344-4112	(T)
Scarborough M1B 3C5	George Power Tools Service Inc., 1365 Morningside Ave., Unit #11	(416) 286-3933	(T,N)
Scarborough M1S 3P8	The Tool Doctor Ltd., 70 Milner Ave., Unit #2	(416) 292-2290	(T,N)
South Porcupine PON 1H0	Porcupine Air & Electric Tool Repair, 51 Smith St.	(705) 235-8950	(T)
St. Catharines L2N 1L1	A & A Power Tool Repair Inc., 10A Nihan Dr.	(905) 646-4881	(T)
St. Catharines L2T 1J7	Kaupp Electric Ltd., 225 Merritt St.	(905) 227-1661	(T)
Stoney Creek L8E 2L2	Apollo Tool Repair, 367 Barton St. E.	(905) 544-5202	(T)
Stratford N5A 3S7	Protool Outlet, 390 Douro St.	(519) 273-2400	(T)
Sudbury P3A 4S4	Maslack Supply Ltd., 488 Falconbridge Rd.	(705) 566-1270	(H2)

ONTARIO (continued)

Sudbury P3C 4C6	Northfast Ltd., 257 Regent St. S.	(705) 673-1449	(T)
Thunder Bay P7C 5Y3	Mahon Electric Ltd., 340 Waterloo St. N.	(807) 623-8471	(T)
Tillsonburg N4G 2J8	Ampro Electric Ltd., 346 Simcoe St.	(519) 842-7194	(T)
Timmins P4N 2T2	Gem Electric Motor Service Ltd., 151 Wilson Ave.	(705) 264-0668	(T)
Toronto M8Z 1R5	Automotive Tool Repair & Supply Inc., 1180 The Queensway	(416) 255-7789	(T)
Windsor N8X 3X7	Waco Equipment Repair, 2779 Howard Avenue	(519) 972-5551	(T)
Woodbridge L4L 9C1	Vital Tool Repair & Rentals, 127B Aviva Park Dr.	(905) 264-9116	(T,N)

QUEBEC

Anjou H1J S43	Products & Services Inc., 11200 Colbert	(514) 355-9650	(T)
Baie Comeau G4Z 1S4	Centre De Location Cote-Nord Inc., 174 Lasalle	(418) 296-9691	(T)
Beauport G1C 7G6	Etaltech Inc., 587 Adanac, Suite #101	(418) 660-6081	(T)
Beloil J3G 5X9	Outillage Placide Mathieu Inc., 670 Rue Picard	(450) 467-3565	(T,N)
Cap-De-La-Madeleine G8T 6J4	G.D. Reparations Enr., 5 Rue Bellerive	(819) 378-3081	(T)
Cap-De-La-Madeleine G8T 1Z6	Outibo Inc., 351 Rue Vachon	(819) 373-7518	(T)
Chicoutimi G7G 1W4	J. Sirois Electric Inc., 2203 Rue Roussel	(418) 543-3308	(T,N)
Drummondville J2C 1T9	Docteur De L'Outil Inc., 200A Rue Dorion	(819) 478-1109	(T)
Gatineau J8V 3P8	Marce Baril Ltee, 780 Boulevard Greber	(819) 663-2463	(T,N)
Gatineau J8P 8A5	Electro-Mecanique L.P.L. Inc., 495 St-Rene Est. Unit	(819) 669-6706	(T)
Grande-Ile J6S 4V3	Centre De Reparation D'Outil Valleyfield, 607 Rue Gaetan	(450) 373-6055	(T)
Granby J2G 5A7	Armatures Shefford Inc., 200 Rue Cartier	(514) 375-1414	(T)
Joliette J6E 2T3	Reparation De Moteurs Electriques Sam Inc., 730 Rue Richard	(450) 759-0652	(T)
Laval H7L 5B6	Service D'Outils FLG Inc., 949 Rue Michelin	(450) 682-7979	(T)
Levis G6W 1H3	Lariviere Moteurs Electriques Inc., 4895 Boul. De La Rive Sud.	(418) 837-7982	(T)
Montreal H3L 1H7	Inolec Inc., 100 Port - Royal St. E.	(514) 384-9021	(T)
Montreal H4A 2K5	Instrument Sales & Service Inc., 2185 Hampton Ave.	(514) 481-8111	(T,N)
Montreal H1Z 3R2	Leger Hoist Equipment Co., 7995 17th Ave.	(514) 376-3050	(H1,H2)
Plessisville G6L 1N9	Service De Reparation D'outillage Servi-max Inc., 1124 St-Calixte	(819) 362-7373	(T)
Pointe Claire H9R 1B1	Hercules Sling & Cable, 3800 TransCanada Hwy.	(800) 381-2247	(H2)
Quebec G1P 3N8	Service D'Outillage Central Inc., 2410 Boul. Central	(418) 682-0560	(T)
Rimouski G5L 1G4	Reparation Yves Proulx Enr., 570c St-Germain Est.	(418) 725-0800	(T,N)
Rouyn-Noranda J9X 6P2	Equipements TNO Inc., 325 Boul Industriel	(819) 764-3221	(T)
Sherbrooke J1G 1E4	Do-Mar Electric Inc., 1136 King St. E.	(819) 563-2234	(T,N)
Sherbrooke J1J 2E6	Atelier D'Outils Electriques, 1985 Rue King West	(819) 346-1775	(T)
St-Georges G5Y 5E6	Veilleux & Fils Inc., 3195 6E Ave. W.	(418) 228-6207	(T)
St-Antoine G0L 2J0	Alain Mailloux Dynatech, 788 Chemin Riviere - Verte	(418) 867-3811	(T)
St-Hyacinthe J2S 2Y9	Centre De Service De L'Outil HM Inc., 3005 Dessaulles	(450) 774-7788	(T,N)
St-Jean-sur-Richelieu J3B 2M7	Moteurs Electriques St.-Jean Enrg., 688 St.-Jacques	(450) 347-3265	(T,N)
St-Jerome J7Z 5E1	Centre D'Electricite Jeromien Inc., 803 St-Georges	(877) 476-9914	(T)
St-Lambert J4S 1H1	Service D'Outils ACM, 2071 Victoria	(450) 466-1173	(T,N)
St-Ours J0G 1P0	Jacques Pelletier Electric, 1915 Chemin de Patroites	(450) 785-3076	(T,N)
Ste-Foy G1N 4L6	Reparation D'Outils R. Martel Inc., 2025 Rue Lavoisier, Local 180	(418) 681-9444	(T,N)
Ste-Marie G6E 2L5	Les Moteurs Electriques De Beauce, 1120 Notre-Dame Nord	(418) 387-2910	(T)
Terrebonne J6X 4J8	Outillage B & G Cadioux Inc., 2472 Boul Des Entreprises	(450) 477-1338	(T)
Trois-Rivieres G8Z 3X7	Outils Mauriciens Inc., 2444 Boul Des Recollets	(819) 373-1024	(T,N)
Val-D'Or J9P 1M1	Hytex 85 Inc., 1330 Chemin Sullivan	(819) 825-1475	(T,N)
Victoriaville G6S 1B5	Baril Electric Inc., 8 Boul Labbe Sud.	(819) 752-4480	(T)
Ville Mont-Royal H4T 1H8	Outil Pac Inc., 5895 Andover	(514) 733-3555	(T)

SASKATCHEWAN

Regina S4N 7A2	Regina Power Tool Service Ltd., 1801B MacDonald Street	(306) 352-3106	(T,N)
Saskatoon S7K 0W1	Ted's Power Tool Repair Ltd., 426 44th St. E.	(306) 934-6155	(T,N)

NORTHWEST TERRITORY

Yellowknife X1A 2P6	Polar Tech, 213 Utsingi Dr.	(867) 873-8324	(T)
---------------------	-----------------------------	----------------	-----

YUKON TERRITORY

Whitehorse Y1A 2L6	Oscar's Electric Co. Ltd., 310 Alexander St.	(867) 667-2330	(T)
--------------------	--	----------------	-----

CENTROS DE SERVICIO AUTORIZADO MILWAUKEE — MEXICO



MILWAUKEE ELECTRIC TOOL S.A. DE C.V.
Bld. Abraham Lincoln, #13 • Colonia Los Reyes, Zona Industrial
Tlalneantla, C.P. 54073 • Edo. de Mexico
Telefono (55) 5565-1414 • Fax (55) 5565-0925

CENTRO DE SERVICIO AUTORIZADO 5 ESTRELLAS ★★★★★

MONTERREY.....Abastecedora Leal, S.A. De C.V. Av. Titan # 118 Col. Cuauhtemoc D.F.Herramientas Alreka, S.A. Dr. Andrade # 140 Local B Col. Doctores	(81) 83-76-19-58 (81) 83-76-16-09 (55) 55-78-91-40 (55) 57-61-27-70	GUADALAJARARDSA de C.V.Av. Lazaro Cardenas # 1719 Col. Del Sur C.P. 44920 GUADALAJARA Abastecedora Leal, S.A. De C.V. Igualdad No. 477 Col. Federacha	(33) 31-20-34-90 (33) 35-87-25-50 (33) 36-03-82-24 (33) 36-03-91-38
---	--	--	--

CENTRO DE SERVICIO AUTORIZADO 3 ESTRELLAS ★★★

EDO MEXICOCormarmex S.A. De C.V. Arroyuelo No. 90 Col. Los Pastores C.P. 53340 MONTERREYEva Alvarez Díaz Av. Madero # 1148 Pte. Col. Centro MONTERREYRefacciones y Servicios DOM-REY, S.A. Av. Morelos 300 Nte Col. Centro	(55) 55-60-15-35 (55) 55-60-15-87 (81) 83-72-13-21 (81) 83-72-88-51 (81) 83-50-19-44 (81) 83-50-01-57	QUERETAROHYRISA ProL. Corregidora Nte. # 977 Villas del Parque C.P. 76169 SAN LUIS POTOSISistemas de Fijacion y Soporteria Clevis, S.A. de C.V. Calle 16 # 388 Col. Industrial Aviación TIJUANAFelipe Ruanova García. Blvd. Salinas # 10556 (8 y 9) Col. Aviación	(442) 220-86-96 (442) 220-79-32 (444) 817-83-36 (444) 817-82-42 (664) 686-52-70 (664) 686-61-67
--	--	---	--

DISTRIBUIDORES AUTORIZADOS Y CENTROS DE SERVICIO EN MEXICO

MEXICO CITY

Mexico, D.F.RDSA de C.V. Rafael Buena #1 Esq. Av. Tezozomoc Col. Tezozomoc. C.P. 02459 Mexico, D.F.....Comercializadora Doxa, S. De R.L. De C.V. Fresas No. 60 Col. Del Valle C.P. 03100 México, D.F. (CSA)Comercializadora Larmex. S.A. De C.V.- Art. 123 # 69 Local C Col. Centro México, D.F. (CSA)CIRE, S.A de C.V.- Art. 123 # 66 Local 2 y 2A Col. Centro México, D.F. (CSA)CIRE, S.A. De C.V.- Art. 123 # 67 Col. Centro México, D.F.Grupo Industrial Roga, S.A. De C.V.- Fco.Pimetel # 82-4 Col. San Rafael México, D.F. (CSA)Herramientas Alreka, S.A.- Dr. Andrade # 85 Col. De los Doctores México, D.F.Rellyr, S.A. De C.V.- Art. 123 # 62 Letra A Col. Centro México D.F.Rellyr, S.A. De C.V. Art.123 # 69 Letra A Col. Centro México D.F.Rellyr, S.A. De C.V. Balderas # 68 Local C Col. Centro México D.F. (CSA)Carvel (Maria Leticia Muñoz N) Art. 123 # 48 A y B México D.F.Carvel (Maria Leticia Muñoz N) Luis Moya # 52 Letra A México, D.F.....Impulsora Electroferreteria Maseme S.A. De C.V. Ote. 87 #2617 Esq. Norte 54. Col. Emiliano Zapata México, D.F. (CSA)Tecnoherramientas Mixcoac.- Greco #2 Local 1. Col. Mixcoac México, D.F.León Weill, S.A. (Iztapalapa) Calz. Ermita Iztapalapa #1560 México, D.F.León Weill, S.A. (Oficinas Generales) Av. Coyoacan #1153 Col. del Valle México, D.F.León Weill, S.A.(Vallejo) Av. Cuítlahuac #363 Col. Def. de la Rep Mexico ,D.F.Multiaccesorios Monterrey, S.A. De C.V. Poniente 122 S/N Esq Norte 59 Col. Industrial Vallejo México, D.F.Metinox, S.A. De C.V.- Peñoles # 9 Col. Vallegomez México D.F. (CSA).....Tefisa Palmera Datilera No. 104 Col. El Rosal Magdalena Conteras México, D.F.Ferreteria Central de Abastos, S.A. De C.V. Av. Rojo Gómez # 542 Col. Ejido del Moral Iztapalapa	(55) 53-83-52-55 (55) 53-18-63-17 (55) 50-90-54-10 (55) 50-90-54-16 (55) 55-18-50-15 (55) 55-21-70-39 (55) 55-10-42-40 (55) 55-10-29-20 (55) 55-12-32-74 (55) 55-21-85-60 (55) 55-66-12-13 (55) 55-46-27-64 (55) 55-78-91-40 (55) 57-61-27-70 (55) 55-12-44-83 (55) 55-12-40-84 (55) 55-18-59-60 (55) 55-12-42-12 (55) 55-12-42-12 (55) 55 18-59-60 (55) 55-12-83-99 (55) 55-12-40-83 (55) 55-12-42-12 (55) 55-18-59-60 (55) 55-12-83-99 (55) 55-17-86-09 (55) 55-98-58-21 (55) 56-15-60-20 (55) 56-85-50-08 (55) 56-85-38-76 (55) 54-88-36-00 (55) 54-88-36-84 (55) 55-87-04-77 (55) 55-67-07-97 (55) 57-19-49-21 (55) 57-19-47-78 (55) 55-17-80-31 (55) 55-17-74-55 (55) 56-68-72-63 (55) 56-68-63-86 (55) 56-85-22-48 (55) 56-85-36-34
--	--

ESTADO DE MEXICO

Apaxco de Ocampo.....Maquinary & Tool Construction Store, S.A. De C.V. Jupiter No.1 Local B y C Col. Centro Naucalpan (CSA).....Cormarmex S.A. De C.V. Arroyuelo No. 90 Col. Los Pastores C.P. 53340 Naucalpan (CSA)Centro de Servicio y Herramientas Naucalpan.- Plasticos #84-A Esq. 16 de Septiembre Col. Alce Blanco NaucalpanLeón Weill, S.A. Blvd. Manuel Avila Camacho 367 Col. San Francisco Cuautlalpan Tlalneantla.....Ferretería Modelo, S.A. De C.V. - Vía Gustavo Baz # 401 Col. Fracc. Ind. Tlaxcolpan Tlalneantla (CSA)Herramientas Ceseña S.A.de C.V. Callejon de Abasolo # 7 Col. Miguel Hidalgo TlalneantlaGrainger, S.A. De C.V Av. Gustavo Baz # 2160 (Entrada por Mario Colín) Col. La Loma Tlalneantla (CSA)Ferreelectro (Guillermo Jimenez M) Av. Hidalgo # 60 Local 1 Col. Centro CoacalcoLaura Priego García 1Ra Privada Tulipanes Villa de las Flores 2a Secc EcatepecFerretodo, S.A. De C.V. - Vía Morelos # 302 Col. Tulpetlac EcatepecOrtega Vivanco Gonzalo Norte 10 # 73 Col. Ruiz Cortinez XalostocFerreteria Xalostoc, S.A. De C.V. Vía Morelos # 422 Col. Cuauhtemoc Xalostoc.....Ferreteria Santander, S.A. De C.V. Km. 11.5 Ant Carretera a Pachuca Esq. Carlos Zetina C.P. 55360 XalostocAxel Welding Cut, S.A. De C.V. Vía Morelos # 425 Col. Cuauhtemoc XalostocCorporativo Industrial Davi Cipres #22 Col. Viveros Xalostoc Cuautitlan Izcalli.....Ferreteria el Viejo, S.A. De C.V. Km. 40.5 Aut. Mexico-Queretaro Toluca (CSA).....Rodavi de Toluca Antonio Albarran # 219 Col. Lazaro Cardenas TolucaFerreteria La Carredana, S.A. De C.V. Paseo Tollocan Ote Esq. Pino Suarez Sur TolucaFerreteria La Castellana, S.A. De C.V. Carretera Toluca-Naucalpan Km.4.5 San Lorenzo Tepaltitlan TolucaFerreteria Modelo, S.A. De C.V. Venustiano Carranza Ote. No. 510 Col. Universidad C.P.50130	(599) 998-10-76 (599) 998-09-74 (55) 55-60-15-35 (55) 55-60-15-87 (55) 53-58-97-05 (55) 53-58-94-51 (55) 53-58-16-55 (55) 53-58-59-85 (55) 50-91-61-61 (55) 55-65-06-34 (55) 53-60-36-84 (55) 53-61-42-72 (55) 53-61-46-02 01-800-800-80-80 (55) 52-36-53-57 (55) 58-74-69-20 (55) 58-75-12-85 (55) 59-99-99-09 (55) 57-75-82-47 (55) 10-86-47-26 (55) 10-86-47-27 (55) 57-55-67-99 (55) 57-55-20-35 (55) 57-14-85-48 (55) 57-14-59-23 (55) 57-55-47-91 (55) 57-55-57-00 (55) 55-69-48-88 (55) 58-72-05-08 (55) 58-72-31-74 (722) 270-58-83 (722) 209-30-78 (722) 276-76-00 (722) 276-76-76 (722) 236-02-00 (722) 237-27-04 (722) 773-26-72	(599) 998-10-76 (599) 998-09-74 (55) 55-60-15-35 (55) 55-60-15-87 (55) 53-58-97-05 (55) 53-58-94-51 (55) 53-58-16-55 (55) 53-58-59-85 (55) 50-91-61-61 (55) 55-65-06-34 (55) 53-60-36-84 (55) 53-61-42-72 (55) 53-61-46-02 01-800-800-80-80 (55) 52-36-53-57 (55) 58-74-69-20 (55) 58-75-12-85 (55) 59-99-99-09 (55) 57-75-82-47 (55) 10-86-47-26 (55) 10-86-47-27 (55) 57-55-67-99 (55) 57-55-20-35 (55) 57-14-85-48 (55) 57-14-59-23 (55) 57-55-47-91 (55) 57-55-57-00 (55) 55-69-48-88 (55) 58-72-05-08 (55) 58-72-31-74 (722) 270-58-83 (722) 209-30-78 (722) 276-76-00 (722) 276-76-76 (722) 236-02-00 (722) 237-27-04 (722) 773-26-72	(449) 977-34-77 (449) 993-31-17 (449) 122-77-74
---	---	---	---

AGUASCALIENTES

Aguascalientes (CSA).....R.G. Htas. Y Sistemas de Fijacion,S.A. De C.V. Av. Héroe Inmortal # 205 Col. Morelos Aguascalientes.....Arce Distribuciones y Servicio Circuito del Pedregal No. 111, Fracc. Trojes del Pedregal	(449) 977-34-77 (449) 993-31-17 (449) 122-77-74
--	---

DISTRIBUIDORES AUTORIZADOS Y CENTROS DE SERVICIO EN MEXICO

BAJA CALIFORNIA

Cabo San Lucas	La Casa del Carpintero de los Cabos, S.A. De C.V. Morelos S/N entre 12 de Octubre y Alikan Col. La Cruz	(624) 1-43-32-44 (624) 1-43-88-99
La Paz	Distribuidora Metalum, S.A. De C.V. - Calz. Gral. Olachea # 3980 Las Garzas	(612) 125-36-00 (612) 125-85-60
Mexicali	OASA Mexicali, S.A. De C.V. - López Mateos 850, Col. Bellavista	(686) 552-82-15 (686) 552-20-09
Mexicali	Equipo, Herramienta y Seguridad Industrial, S.A. Fundidores # 5 Col. Industrial	(686) 556-01-22 (686) 556-01-44
Mexicali	Herramientas V Y K - Blvd. A. López Mateos # 2253	(686) 564-93-30
Tijuana	Dolores Galindo Pimenta - López Lucio # 560-B Col. La Mesa	(664) 681-25-41 (664) 681-25-40
Tijuana	Felipe Ruanova García.- Blvd. Salinas # 10556 (8 y 9) Col. Aviación	(664) 686-52-70 (664) 686-61-67
Tijuana	Oxígeno y Equipos, S.A. De C.V.- Blvd. Agua Caliente # 1630 Fracc. Neidhart	(664) 686-13-61 (664) 681-87-31
Tijuana.....	Grainger, S.A. De C.V. Av. Lazaro Cardenas #15005-1 Zona Rio Centro Com. Alamar	01-800-800-80-80

CAMPECHE

Cd. Del Carmen (CSA).....	Provedora Arce Calle 47 No.811 Col. Sta Margarita	(938) 384-24-44 (938) 384-38-68
---------------------------	---	------------------------------------

COAHUILA

Torreon (CSA)	Herramientas y Servicios de Torreon Calz. Cuauhtemoc No.505 Norte Col. Centro	(871) 717-28-90 (871) 711-28-54
---------------------	---	------------------------------------

CHIHUAHUA

Chihuahua	Comercializadora de Chihuahua AG, S.A de C.V. Miguel Barragán # 6915 Esq. Rio Aro Col. Parral	(614) 417-65-65 (614) 417-52-52
Cd. Juárez	José Cruz Baca Aguilera.- Calle Guadalupe # 6772 Esq. C.Panamericana Col. Lomas del Rey	(656) 620-96-02 (656) 620-96-01
Cd. Juárez	Oxígeno y Soldadura de Juárez, S.A. De C.V. Blvd. Oscar Flores # 2695 Fracc. Division del Norte	(656) 610-61-89 (656) 610-61-04
Cd. Juárez	Tomas Baca Aguilera (Distribuidora Industrial Ferretera) Calle 5 de Mayo # 382-3 Sur Col. Partido Romero	(656) 615-13-02 (656) 615-40-61

DURANGO

Durango	Herramientas y Servicios de Durango	(618) 829-68-41 (618) 836-09-30
---------------	-------------------------------------	------------------------------------

GUANAJUATO

Leon	Anclajes y Sistemas de Fijación Av. Pradera No.833 Fracc. Villas de la Pradera	(477) 514-75-20 (477) 514-75-21
Celaya	Ferretería Oviedo, S.A. De C.V. - Av. Irrigación 103-9	(461) 616-09-60

GUERRERO

Acapulco (CSA).....	Rellyr, S.A. De C.V. Av. Cuauhtemoc # 600 Fracc. Magallanes	(744) 486-18-85 (744) 485-50-87
Acapulco	Ferretería Modelo, S.A. De C.V. Ortiz Monasterio No. 4 Local 1 Col. Icacos C.P. 39860	(744) 481-32-14 (744) 481-32-57
Chilpancingo (CSA)	Ferrellyr, S.A. De C.V. Av. Benito Juarez # 59 Local 2, 4, 6 Col. Centro	(747) 494-73-33

HIDALGO

Pachuca (CSA)	Rellyr, S.A. De C.V. Nicolas Flores # 46 Col. Centro	(771) 715-22-05
Pachuca	Ferretería Modelo de Pachuca, S.A. De C.V. Km. 84 Carretera Mexico-Pachuca San Antonio del Monte C.P. 42111	(771) 711-25-71

JALISCO

Guadalajara (CSA)	RIDSA De C.V. Av. Colon Sur # 2617 Fracc. Colon Industrial C.P. 44930	(33) 38-11-02-15 (33) 38-12-15-61
Guadalajara (CSA)	RIDSA De C.V. Av. Lázaro Cárdenas # 1719 Col. Del Sur C.P. 44920	(33) 31-20-34-90 (33) 38-11-49-91
Guadalajara.....	Ferretería Indar, S.A. De C.V. - Calz. Independencia Sur 574	(33) 36-14-14-19 (33) 36-14-96-28
Guadalajara.....	3Ms Industrial Isla Samoa No.3532-39 Jardines de San José C.P. 44950	(33) 36-63-52-30 (33) 31-78-34-83
Guadalajara	Grainger, S.A. De C.V. Av. 8 de Julio #2447-C Esq. Calle 3 Col. Zona Ind	(33) 38-12-90-30 (33) 38-12-82-05
Guadalajara (CSA)	Abastecedora Leal, S.A. De C.V. Igualdad # 477 Col. Federacha	(33) 36-03-82-24 (33) 36-03-91-38

JALISCO (continued)

Guadalajara	Multiaccesorios Monterrey, S.A. De C.V. Circunvalacion Agustin Yañez No.1626 Col. Moderna	(33) 38-12-88-30 (33) 38-11-29-15
Ocotlan	Herramientas y Servicio Miranda Av. 20 de Noviembre # 174 A Col. Marcos Castellanos	(392) 9-23-23-00 (33) 37-19-01-26
Puerto Vallarta (CSA)	Fijaser Av. Las Americas No.698 Col. Lazaro Cardenas C.P. 48330	(322) 223-46-05 (322) 223-32-77

MICHOACAN

Morelia (CSA)	Distribuciones y Manufacturas de Michoacan, S.A. De C.V.- Cap. Joaquin Rivadeneyra No.378 Jardines de Guadalupe C.P. 58140	(443) 324-01-16 (443) 352-26-17
Morelia (CSA)	Herramientas Morelia, S.A. De C.V. Vicente Santa Maria #1274 Col. Ventura Puente C.P. 58020	(443) 312-08-45 (443) 312-99-15

MORELOS

Cuernavaca	Mecanica Ferretera (Esperanza Jimenez L) Calle Matamoros # 38 Letra A Col. Centro	(777) 312 38-44
Temixco (CSA)	Rellyr, S.A. De C.V. Av. Emiliano Zapata # 161 Col. Centro	(777) 325-01-74

NUEVO LEON

Apodaca	Grainger, S.A. De C.V. - Aristóteles # 118 Parque Industrial Kalos	(81) 81-56-98-00 01-800-800-80-80
Monterrey.....	Industrias Dinamek S.A. De C.V. San Juan de los Lagos # 3986 Col. Los Altos	(81) 83-11-29-99 (81) 83-70-15-30
Monterrey	Centro de Herramientas y Servicio, S.A.- Edison # 907 Norte Col. Centro	(81) 83-46-42-00 (81) 83-48-79-10
Monterrey.....	Multiaccesorios Monterrey, S.A. De C.V. Av. Simon Bolivar No.2125 Col. Mitras Centro	(81) 83-48-31-77 (81) 83-48-31-96
San Nicolás de los Garza.....	Abastecedora Leal, S.A. De C.V. Av. Titán # 118 Col. Cuauhtemoc	(81) 83-76-19-58 (81) 83-76-16-09
San Nicolás de los Garza.....	Refacciones y Servicios DOM-REY, S.A. De C.V. Av. Morelos # 300 Nte. Centro de San Nicolás	(81) 83-50-19-44 (81) 83-50-01-57
San Nicolás de los Garza	Multiaccesorios Monterrey, S.A. De C.V. Av. Justo a Tiempo No. 502 Col. Parque Industrial Stiva Barragan	(81) 80-42-42-00
San Nicolás de los Garza	Centro de Servicio RAVI (Ramón Villegas Espinoza) Gonzalitos No. 839-A Col. Centro	(81) 83-53-19-36

OAXACA

Oaxaca (CSA)	Enmaquinados Industriales, S.A. De C.V. Av. Lazaro Cardenas # 1500 A Col. Del Bosque	(951) 515-60-06
--------------------	--	-----------------

PUEBLA

Puebla	Refaccionaria Industrial Lamuño Hnos., S.A. De C.V. 11 Sur # 2101 Col. Centro	(222) 240-40-00 (222) 237-62-63
Puebla (CSA)	Stahltool, S.A. De C.V. - 5 Sur # 1706 A Col. Del Carmen	(222) 240-70-68
Puebla	Ferretería Modelo, S.A. De C.V. Blvd. Hermanos Serdan No.128-B Fracc.Real del Monte C.P. 72060	(222) 296-62-71 (222) 296-62-77
Puebla	Grainger, S.A. De C.V. Soledad No.22 Col. Nueva Antequera	(222) 226-54-48 (222) 226-54-51

QUERETARO

Querétaro	Ferretera Oviedo, S.A. - 5 de Febrero # 1606 Santiago de Queretaro	(442) 217-07-77 (442) 217-12-38
Querétaro (CSA).....	Herramientas y Reparaciones Industriales, S.A. De C.V. Prolongación Corregidora Norte # 977 Col. Villas del Parque	(442) 220-86-96 (442) 220-79-32
Queretaro (CSA).....	Mopycsa, S.A. De C.V. Av. Felipe Carrillo Puerto No.1001-2A Fracc. Ind. Bevito Juarez C.P. 76120	(442) 210-90-81 (442) 210-90-82
Queretaro	Multiaccesorios Monterrey, S.A. De C.V. Av. Penuelas No.5 Int. 22 Fracc. Ind. San Pedro	(442) 246-03-10 (442) 246-03-11
Queretaro.....	Grainger, S.A. De C.V. Av. 5 de Febrero No.271 Del. Felipe Carrillo Puerto	(442) 217-61-42 (442) 217-46-85
San Juan del Rio	Ferretera Oviedo, S.A. - Libramiento a Tequisquiapan Km. 3.5 Zona Ind. Valle dr Oro	(427) 272-10-46 (427) 272-22-14
San Juan del Rio (CSA)	Herramientas y Reparaciones Industriales, S.A. De C.V. Av. Juarez Ote. # 232 Col. Centro	(427) 272-96-63

QUINTANA ROO

Cancun	Centro Ferretero de Cancun, S.A. De C.V. Av. López Portillo # 109 SMZ 69MZA 1 Lote 25 Col. Centro	(998) 884-37-83 (998) 887-66-16
Cancun (CSA)	Centro Ferretero de Cancun, S.A. De C.V. Av. Comalcalco No.12 x Av. Lopez Portillo Unidad Morelos	(998) 886-87-77

DISTRIBUIDORES AUTORIZADOS Y CENTROS DE SERVICIO EN MEXICO

QUINTANA ROO (continued)

Cancun	Centro Ferretero de Cancun, S.A. De C.V. Av. Puerto Juarez No.30 Region 90 Mza 48	(998) 888-53-28
Cancun.....	Empresas Lary, S.A. De C.V. Av. Francisco I.Madero L.25 Region 91 Mz. 15 Fracc. Margaritas	(998) 888-53-52 (998) 891-72-72

SAN LUIS POTOSI

San Luis Potosi	Sistemas de Fijacion y Soporteria Clevis, S.A. De C.V. Calle 16 # 388 Col. Industrial Aviación	(444) 817-83-36 (444) 817-82-42
San Luis Potosi	Abastecedora Potosina de Herramientas,S.A. De C.V. Sierra Colorada No.225 Col. La Sierra	(444) 821-77-35 (444) 129-08-25

SINALOA

Culiacán	Bulmaro Mendoza Ruvalcaba - Agustín Lara # 149 Oriente Int. 3 Col. Miguel Aleman (a espaldas de la cruz roja)	(667) 712-91-71 (667) 712-91-15
----------------	--	------------------------------------

SONORA

Hermosillo	Aispell Productos Mineros S.A. De C.V. Nayarit No.61 Esq. Con Garmendia	(662) 215-56-69 (662) 215-57-08
Hermosillo	Multiaccesorios Monterrey, S.A. De C.V. Camelia No.505 Col. Luis Encinas	(662) 260-60-35
Hermosillo	Gases y Equipos ENAR S.A. de C.V. Blvd. B. Vildósola No. 252, Col. Pedregal de la Villa	(662) 254 29-89 (662) 254 29-19
Nogales	ENAR Distribuciones Ferreteras Blvd. Luis Donald Colosio No. 2680 local B-3, Col. Kalitea	(631) 313 91-24

TABASCO

Villahermosa (CSA)	Spray Weld, S.A. De C.V. - Periferico Carlos Pellicer Camara # 624 1er Piso Desp 1	(993) 352-11-53 (993) 352-40-07
Villahermosa.....	Empresas Lary, S.A. De C.V. Av. Cesar Sandino No. 625 Col. Centro 1° de Mayo	(993) 315-92-73 (993) 352-16-46

TAMAULIPAS

Cd. Madero	CF Anclajes y Herramientas, S.A. Av. Alvaro Obregon No.812 Norte Col. Benito Juarez	(833) 221-26-57
Matamoros.....	Tlapaleria y Ferreteria Rodríguez, S.A. De C.V. Calle 7-A # 115 Col. Centro	(868) 816-33-97 (868) 812-24-96
Nvo. Laredo	Materiales González Treviño, S.A. De C.V. Guatemala # 3863 Col. Centro	(867) 715-20-19 (867) 715-22-14
Tampico	CF Anclajes y Herramientas, S.A. Carr. Tampico-Mante # 1905 Col. Del Bosque	(833) 226-31-51 (833) 226-47-82

VERACRUZ

Veracruz.....	Ferreteria Ruben, S.A. De C.V. - Allende 2531 Col. Centro	(229) 932-75-87 (229) 931-76-99
Veracruz (CSA).....	Construccion e Ingenieria SAC S.A. De C.V. Cocoteros Lote 10 Mza.XII A Cd. Ind. Bruno Paglia	(229) 981-24-37 (229) 981-23-06
Coatzacoalcos	BR Comercializadora (Blanca Ríos Ríos) Juárez # 703-A Col. Centro	(921) 212-33-32 (921) 212-75-21

YUCATAN

Merida (CSA)	Centro Ferretero, S.A. De C.V. Calle 6 No. 361 por 7A y 9 Col. Diaz Ordaz	(999) 943-61-50
Merida (CSA)	Empresas Lary, S.A. De C.V. Calle 81A No. 530 D Col. Centro C.P. 97000	(999) 984-84-77 (999) 984-84-78
Merida	Empresas Lary, S.A. De C.V. Calle 65 No. 584 Entre 72 y 74 Col. Centro	(999) 924-24-84 (999) 924-24-94
Merida	Multiaccesorios Monterrey, S.A. De C.V. Av. Xcumpich No.196 por Esq. 20-A Local. Comer 2, 3 y 4 Col. Juarez	(999) 988-42-08 (999) 988-43-62

ZACATECAS

Jerez (CSA)	Big Espinoza, S.A. De C.V. Calzada Suave Patria No. 30 Col. San Francisco	(494) 945-30-13 (494) 945-62-75
Zacatecas (CSA)	Big Espinoza, S.A. De C.V. Calle 2 # 201 Fracc. Boulevares	(492) 924-35-65 (492) 925-00-76

AUTHORIZED DISTRIBUTORS AND SERVICE STATIONS*-CARIBBEAN REGION

ARUBA

Oranjestad*.....	Dijtham Aruba, Italiestraat 22	(297) 588 9526
Oranjestad	WEMA Home and Hardware, Ponton 75B	(297) 583 1000

BAHAMAS

Freeport	Caribbean Electrical & Appliance Distributor Ltd., Yellow Pine St.	(242) 352 6701
Freeport*.....	Freeport Gases, Ltd., Queens Highway	(242) 352 6761
Freeport.....	Kelly's Freeport Ltd., 8 Yellow Pine St.	(242) 352 8001
Marsh Arbor	Abaco Hardware #075119, Don Mckay Blvd.	(242) 367 2170
Nassau.....	Bahamas Welding & Fire Co. Ltd., #70 Wilton St. East	(242) 394 0004
Nassau	Commonwealth Building Supplies Ltd., Robinson Road 6268	(242) 325 2505
Nassau*	J.B.R. Building Supplies, Wulff Road Opposite Mackey Street	(242) 393 0512

BARBADOS

Holetown, St. James.....	C & I Hardware Ltd., Second Street	(246) 432-1354
--------------------------	------------------------------------	----------------

BERMUDA

Devonshire*	Temco Ltd., #78 Happy Valley & Montpelier Roads	(441) 292 4760
-------------------	---	----------------

CAYMAN ISLANDS

Georgetown.....	Associated Industries, 327 North Sound Rd.	(345) 949-2946
Georgetown	Kirkonnell Bros., 257 Eastern Ave.	(345) 949-2521
Grand Cayman	Larry's Hardware, Eastern Ave.	(345) 945-1500

CURACAO

Willemstad*	Dijtham Curacao N.V., Caracasbaaiweg 167	(599- 9) 465 4365
Willemstad	Kooyman N.V., Kaya W.F.G. Mensing 44	(599- 9) 461 3333

DOMINICAN REPUBLIC

Santo Domingo*.....	Materiales Industriales S.A., Avda. San Martin, Casi Esquina Maximo Gomez, No. 183	(809) 227 6911
---------------------	---	----------------

HAITI

Port-Au-Prince	EKO Depot, Rue des Nimes	(509) 250 5613
----------------------	--------------------------	----------------

JAMAICA

Kingston	Delta Supply Co., 106 Hagley Park Rd.	(876) 923 6025
----------------	---------------------------------------	----------------

JAMAICA (continued)

Kingston*	Engineering & Marketing Services, 9 Ruthven Rd.	(876) 929-3850
-----------------	---	----------------

PUERTO RICO

Barceloneta	Crusant Industrial Services, Inc. D/B/A Torque Welding & Safety Cruce Davila #30, Ste. 1	(787) 846 0809
Barceloneta.....	NortEquipo, Inc. Carr. #2 Km. 56.9 Cruce Davila	(787) 846 5858
Bayamon	Home Depot #6401,725 W. Main Ave., Ste. 860	(787) 778 2580
Bayamon	Home Depot #6405,Los Cumbres Ave. Rd. 167, Rexville Town Ctr. State	(787) 279 7990
Bayamon	Tool Rental & Supply, Ave. Lomas Verdes IC-20, Royal Palm	(787) 798 8433
Boqueron*	Herramientas Y Equipos Ferrer, Road 301 Km. 6.6	(787) 254 2086
Caguas	Caguas Lumber Yard, Rafael Cordero Ave.	(787) 746 1251
Caguas*.....	Fluor Daniel Caribbean, Inc., State Road 175 Km. 03	(787) 747 9650
Caguas.....	Home Depot #6403, Thd. Las Catalina Mall, Pr52 Expressway	(787) 701 1400
Caguas.....	Jose Antonio Agosto/caguas Industrial Tools Ave. Degetau Aa-6, Bonneville Heights	(787) 746 8564
Carolina	Home Depot #6402, Parque Escorial Bo, San Anton Carr.	(787) 776 1000
Carolina.....	Home Depot #6409, 65th Infantry Ave. Km 11.7, Los Colobos	(787) 257 1555
Carolina.....	Ventor Corporation, Campo Rico Ave. Km. 1.2, Castellana Gardens	(787) 752 1740
Guaynabo	Grainger Caribe, Inc., Tabanuco St. #2	(787) 275 3500
Humacao.....	National Rental & Sales, Inc., Ave. Cruz Ortiz Stella #114	(787) 852 4747
Manati.....	Caribbean Engineering & Technologies, Inc., D-9 Villa Beatriz	(787) 884 0497
Manati*	M. Otero & Co., Inc., Puerta Del Sol Shopping Center	(787) 854 2064
Mayaguez	Home Depot #6407, State Hwy No. 2 Km 149.5, Sabentas Ward	(787) 834 4200
Ponce.....	Home Depot #6406, Carr. #2 Km. 0.25 El Tuque Industrial Park, Cana Ward	(787) 843 8140
Ponce	La Casa De Las Herramientas, 1642 Ind. San Rafael	(787) 812 0101
Ponce	Merino De Ponce, Inc., 979 Hostos Ave. Suite #5	(787) 844 2000
Quebradillas.....	TrayGases Welding and Supplies, Inc., Carr. #2, Km. 102.2	(787) 895 0070
Rio Piedras	All Interiors, Inc., Carr. 8838 #1539, Sector El Cinco	(787) 765 6420
Rio Piedras	Herramientas Industriales, Calle Torcasa Street #927, Urb Country Club 65 Inf Station	(787) 750 4820
Rio Piedras	Isla Supply Corp., Carr. 181 Km. 1.8, Expreso Trujillo Alto	(787) 761 7355

AUTHORIZED DISTRIBUTORS AND SERVICE STATIONS*-CARIBBEAN REGION (cont.)

PUERTO RICO (continued)

Rio Piedras	Juval Trading, Inc., Villa Nevarez Shopping Center, Building #2	(787) 763 3366
San Juan*	Astro Industrial Supply, Inc. Avenida Fernandez Juncos No. 519, Puerta De Tierra	(787) 721 4041
San Juan	Econo Tools, 1131 Ave. Roosevelt, Puerto Nuevo	(787) 783 8213
San Juan	Ferreteria A #1, 1653 Calle Parana St., Paradise Hills	(787) 764 1634
San Juan*	Ferreteria Abraham, Inc., 16 S.O. Street #1534, Caparra Terrace	(787) 782 6033
San Juan*	Fuerza Industrial, 1226 Ave. Jesus T. Pinero	(787) 783 0262
San Juan.....	Home Depot #6408, State Hwy. 52 & Sr 842, Monteheidra Towne Center	(787) 731 1200
San Juan	LP Trading, Inc., Ave. Eduardo Conde 1855	(787) 982 0480
San Juan*	Teddy Diaz Fastening Systems, Inc., Ave. Andalucia #704, Pto. Nuevo	(787) 781 9889
San Juan	Tool Outlet, Inc., 382 San Claudio Ave., PMB #53	(787) 509 0818
Trujillo Alto	Pro-Mat Construction Supplier Corp., Carr. 844 Km. 5.6, Bo Carraizo	(787) 748 4180

ST. CROIX

Christiansted*	Reliable Rentals, #3 Estate Pearl	(340) 778-5738
Gallows Bay	Gallows Bay Hardware, 5020 Anchor Way	(340) 773-1034

ST. LUCIA

Castries	Minvielle & Chastanet Ltd. Db a M & C Home Depot Ltd., Vide Boutielle	758 458 8300
----------------	---	--------------

ST. MAARTEN

Cole Bay*	Electec N.V., 25A Waterford Rd.	(599) 544-2051
Cole Bay	St. Maarten Electric, 52 Wellington Rd.	(599) 544-5067

ST. THOMAS

St. Thomas	Home Depot #8201, 1-2 Donoe Rd.	(340) 777-1077
Charlotte Amalie*	Allied Rental Center, 2-1-C Estate	(340) 775-5134
Charlotte Amalie.....	East End Lumber & Hardware, 396 Annas Retreat	(340) 775-3993

TORTOLA

Road Town.....	Simm's Do It Best Home Center, Port Purcell	284 494 3636
----------------	---	--------------

TRINIDAD AND TOBAGO

Chaguadas	R & P Automotive Services Ltd., 112 Lime Head Road, Chase Village	(868) 665 7885
Port Of Spain	Bhagwanshings Hardware, 1 Development Circular Road, Sea Lots	(868) 627 8335
Port Of Spain*	F.T. Farfan, Bhagoutie Trace, San Juan	(868) 674 7896
Port Of Spain*	Laughlin & De Gannes Ltd., #37 Dundonald St.	(868) 625 1712
Port Of Spain*.....	Marc One Industrial Supplies Ltd., 13 O'connor Street, Woodbrook	(868) 625 6115
Port Of Spain	Pillai's Tools Co. Ltd., #39 Ariapita Ave., Woodbrook	(868) 625 6807
Port Of Spain.....	Thomas Peake Ltd., #177 Western Main Road, Cocorite	(868) 622 8816
Port Of Spain	William H. Scott Ltd., 23/29 Independence Square	(868) 623 2181
San Fernando*	Southern Supplies Ltd., 40-44 Sutton St.	(868) 657 5194

AUTHORIZED DISTRIBUTORS AND SERVICE STATIONS*-CENTRAL AMERICA REGION

BELIZE

Belize City	Augusto Quan Ltd. #7081, 13 Market Square	(501) 227 8000
Belize City	Gonzalo Quinto & Sons, 11 Queen St.	(501) 223 5049
Belize City	Mar's Distributors, 4 Verno Street	(501) 227 6696
Miami, FL 33186 USA	Florida Expeditors, 10506 Sw 66th Ave., Miami, Florida	(352) 468 1137

COSTA RICA

San Jose*	Magneto Diesel Sa (Madisa), Carretera La Uruca, Apartado 856-1000	(506) 233 6255
San Jose*	Torneca S.A., 1 Kilometro Este Plaza Del Sol, Curridabat	(506) 207 7777

EL SALVADOR

San Salvador*	Almacenes Vidri, 21 Avenida Sur Entre 12 Y 14 Calle Pte.	(503) 2 271 4033
San Salvador*	Ancla, S.A. De C.V., Calle Gabriela Mistral Y Avenida Del Prado J-234	(503) 2 225 5020

GUATEMALA

Guatemala City.....	Importadora Centroamericana, 3a Calle 5-43 Zona 4	(502-2) 334 4001
Guatemala City*.....	Infinito, 11 Calle 12-28 Zona 11	(502-2) 473 4493
Guatemala City.....	Novex S.A., 13 Av. 17-33 Zona 10	(502-2) 367 0701
Guatemala City*	Productos Del Aire De Guatemala Sa (Fabricas) 41 Calle 6-27 Zona 8	(502-2) 421 0400

GUATEMALA (continued)

Guatemala City	Representaciones Europeas de Centro America S.A. (RESCA), Blvd. Los Proceres 19-15 Zona 10 Local No. 1	(502-2) 367 3068
----------------------	---	------------------

HONDURAS

San Pedro Sula	Aceycy, 16-17 Calle, Sto. Ave. Circunvalacion, Bo. Paz Barahona	(504) 550 4441
----------------------	---	----------------

NICARAGUA

Managua*	Copa Compania De Productos Atmosfericos, S.A., Carretera Norte Km 7,5	(505) 233 1674
----------------	---	----------------

PANAMA

Colon	Ace International Hardware, Calle 14 Santa Isabel, Zona Libre De Colon	(507) 445 1500
Panama City	Casa Goly/Grupo Machitazo, Apdo. 2587, Zona 3 Centro Comercial El Machetazo	(507) 291 0138
Panama City*	Centro Industrial S.A., Via Cincuentenario, Panamá Viejo	(507) 224 2233
Panama City*	Semfyl True Value Hdwe-Discovery Center Via Panama Y Calle 4th/Apartado Panama City	(507) 221 6777
Panama City*	Servicios Y Materiales Tecnicos, Via Espana, Edificio Romulo Y Remo Planta Baja, Local 12	(507) 221 6777
Panama City	Superba Panama, Ave. Mexico y Calle 31	(507) 225 6366

AUTHORIZED DISTRIBUTORS AND SERVICE STATIONS*-SOUTH AMERICA REGION

BRAZIL

Sao Paulo	Hanna Industria Mecanica Ltda. Via Anhanguera KM 146, Limeira 13480 970 PB 475	(55) 19 451 4811
-----------------	---	------------------

COLOMBIA

Bogota*	Fijaciones Torres M. Y Cia. Ltda. Avenida El Dorado 84a-55 Local 122, Centro Comercial Dorado Plaza	(57-1) 410 1006
Bogota*	Fijaciones Y Herramientas Ltda., Diagonal 17 No. 27-13	(57-1) 360 3939
Bogota	Hector Parra dba Motorindustrial, Cra 67 #3-82	(57-1) 262 7701
Bogota.....	Molher Ltda., Diagonal 15 #25-20	(57-1) 247 9727
Bogota	T.Y. Constructores, Ltda., Ave. Eldorado 84a-55 Local A-122	(57-1) 410 4011
San Andres Isla	Construmundo #12736-8 (Servistar) Av. Las Americas Diagonal Al Aeropuerto	(57-8) 512 8922
Santiago De Cali	Reconstruimos Ltda., Calle 35 A Norte No. 3n-21	(57-2) 682 8817

ECUADOR

Guayaquil	Indura-Solecsa Sub, Km. 14.5 Via a Daule	(593-4) 289 3750
Quito.....	Acerco Comercial Ecuatoriano, 10 De Agosto N 263 Y Mariana De Jesus	(593-2) 252 4298

ECUADOR (continued)

Quito*	Anclafix Cia Ltda., 132N34B Lallement y Av. America	(593-2) 224 4957
Quito	Sermaco, Av. Cristobal Colon E 4-127 (1424), Entre Amazonas y de Octubre	(593-2) 252 2876

GUYANA

Georgetown.....	AKD Trading (Toucan Industries), 10 Water St.	(592) 225-3908
-----------------	---	----------------

SURINAME

Paramaribo	Kasimex NV #7163, Keizerstraat Nro 8	(597) 47-0257
Paramaribo*	N.V. Suriname Earth Moving Contractors-SEMC, Kernkampweg 32	(597) 43-3377

VENEZUELA

Caracas	Anclajes Powers C.A., Calle Sucre Qta. Maudora #1721	(58) 212 264 1313
Caracas	Herramientas Tecnicas Hertec, C.A., Centro Integral, Santa Rosa De Lima Piso 2, Oficina 207	(58) 212 992 6549
Maracaibo.....	Ferreteria Bicolor, Km. 5 1/2 Carr. Perija Estabo Sulii, San Francisco	(58) 261 737 8324
Maracaibo	Suveca, Av. 04 (Bella Vista) Con Calle 64, Edf. Ncr. Desnivel, Local No. 02	(58) 261 792 1443

AUTHORIZED DISTRIBUTORS AND SERVICE STATIONS*-OCEANIA

AMERICAN SAMOA

Pago Pago.....	American Industries #3744a, 385 Tafeta St.	(684) 699-2482
Pago Pago*	Tools, Inc., Daniel Inoye Industrial Park	(684) 699-2420

MARSHALL ISLANDS

Majuro	Majuro Do It Best #7092	(503) 678 2065
--------------	-------------------------	----------------



Set of Four Frosted Rock Glasses

13 1/2-oz. frosted rock glasses with silk-screen logo on one side. Boxed in packs of four only.
MT214



Wall Clock

12-1/2" diameter wall clock in a polystyrene red case with plastic lens and battery. Features Respect graphic with "You create something that lasts for generations." slogan.
MT107



Men's Adidas ClimaLite Pique Polo

White, 53% cotton, 42% polyester, 5% spandex blend stretch pique with hydrophilic finish. Full fashioned rib-knit collar with contrast three stripes on back neck. Embroidered logo on left chest. M-XXL
MT199



Wood Handle Knife

Stainless steel knife with wood handle features single blade lock and nylon Velcro pouch for storage. Laser engraved logo on handle.
Dimensions: 4-3/4"L x 1-1/2"W.
MT124



Camouflage Cap

Brushed cotton twill, low profile cap with adjustable plastic snap tab back strap and blaze orange sandwich bill. Embroidered Milwaukee logo on front.
One size fits most.
MT146



Contractor Bag Cooler

Red and black cooler bag with large compartment for easy loading and two outside slip pockets. Holds up to twelve cans and ice. Silk-screened logo on front pocket.
Dimensions: 12-1/2" W x 10"H x 8 1/2"D.
MT121



Low Profile Cap

Black, low profile, six panel cap with pre-curved visor and self-fabric Velcro closure. Embroidered Milwaukee logo on front of cap. One size fits most.
MT052



Wilson Football

Full size Wilson synthetic leather football imprinted logo on one side.
MT086



Magnesium Muscle T-shirt

Heavy-weight, 100% cotton, 5.6 oz. preshrunk jersey knit t-shirt. Silk-screened Milwaukee logo on left chest and Pneumatics graphic and "Magnesium Muscle" slogan on full back. M-XXL
MT223



Selection subject to change without notification. To order any of these items call **1-800-721-4191** or for a complete listing of MILWAUKEE premiums visit our website:

www.milwaukeetool.com

HEAVY DUTY GEAR

2000 **5**
CHARGE YEAR
WARRANTY

2006-2007 Catalog



**SENDS ALL OTHER
18-VOLT TOOLS RUNNING
HOME TO THEIR CHARGERS.**

MILWAUKEE ELECTRIC TOOL CORPORATION

13135 West Lisbon Road Brookfield, WI 53005-2550
Phone: 262-781-3600
Customer Service: Phone: 800-SAWDUST • Fax: 800-638-9582

Canada: 755 Progress Avenue Scarborough, Ontario M1H 2W7
Phone: 416-439-4181 • Fax: 416-439-6210

Mexico: Blvd. Abraham Lincoln, # 13
Colonia Los Reyes, Zona Industrial Tlalnepantla, C.P. 54073
Edo. de Mexico
Telefono (55) 5565-1414 • Fax: (55) 5565-0925

www.milwaukeetool.com



Milwaukee®

NOTHING BUT HEAVY-DUTY

CAT 2006-07/9-06/500m/IPC/Printed in USA