


iTOOLco.

Innovative Tools For Professional Electricians & Contractors



2015 PRODUCT CATALOG

MEASURABLE
ADVANTAGES



*"We had a difficult pull of six runs of 500 MCM and a ground through an existing 4" conduit 400' long with a number of 90's. Frankly, we were amazed that the iTOOLco Cannon 10K Puller, which is so light, pulled the wire so easily. It had much more power than the larger bulkier machine we were used to using. The iTOOLco machine gets the job done."
Ray Angelini, Inc. field personnel*



Invented by Electricians for Electricians. For many years, **iTOOLco**, has been improving the work lives of professional electrical tradesmen through our innovative products. Our primary focus is developing products that increase safety, save time, lower worker effort, and improve results for hard-working contractors and the professionals they employ. When tested side by side with comparable competitor products, **iTOOLco's** ingenious tooling delivers "**measurable advantages.**" Call us today to find out the advantage **iTOOLco** can bring to you.

iTOOLco.

865-670-3713 • iTOOLco.com

Innovative Tools For Professional Electricians & Contractors



iTOOLco.

Innovative Tools For Professional Electricians & Contractors

2015 PRODUCT LINE Table of Contents

iTOOLco's experience driven innovations deliver
MEASURABLE ADVANTAGES



CABLE PULLING / FEEDING..... PAGES 4-13

- Wire Pullers
- Wire Feeders
- Rollers
- Conduit Sheaves
- Swivels
- Pull-Slick Rope

MATERIAL HANDLING PAGES 14-19

- Spools
- Real Tender™
- Carts
- Real Jacks™
- Axles

HOLE MAKING 20-21

- Center Point Conduit Layout Tool
- Gear Punch Knock Out Kits
- Draw Studs
- Accessories

CRIMPING 22-25

- Window Crimps™ w/ Sure Grip
- Crimping Tools

ACCESSORIES 26-27

- Cannon 10K™
- Cannon 6K™
- Conduit Adapters
- Hitch Pins
- Universal Replacement Parts

Many of iTOOLco's products are proudly made here in the USA with global components. The products noted with this icon are built right here in the USA with parts and materials from around the world.





The Cannon 10K wheel kit has multiple connection holes, allowing the balance point to change easily. Here we see the Cannon 10K held in place for an overhead pull by the counterbalance alone.

CANNON 10K™

Faster

- 4 Speed dual capstan
- 9' & 18' (per min.) on low speed
- 20' & 40' on high speed
- Self contained - ready to pull
- Quickly change from side pull to overhead, underground or truck hitch
- No gang box of parts
- Adjustable counter-balance for easy setup and a 15 lb. working weight
- Pulls out almost 10' of extra wire
- Universal adapter - sits on the conduit lock nut, fits a wide range of sizes, and often eliminates the need to use the conduit adapters on lighter pulls

Safer

- No anchoring required in most situations
- Easy to transport
- Ergonomic balance point
- Telescoping and collapsible
- User stands to the side during pulls
- Easily maneuvers into tight spaces
- Length (fully extended) 10'6"
- Width 30"

Smarter

- Open front conduit adapters allow for easy removal at the end of the pull from the top, eliminating the need for any disassembly to pull additional wire
- Super duty puller will perform on every wire pull
- Collapsible - stores and transports easily
- Interchangeable components for adaptability on the job site
- Use rope designed for pulling with a minimum tensile strength of 26,000 lb.
- Easily extend boom with 2.5" rigid conduit

Includes

- Cannon 10K™ cable puller (total weight 308 lb.)
- Universal adapter - for loads under 5,000 lb.
- 5 Conduit adapters sizes 2" through 4" (5" & 6" also available)
- Powered by a 20 amp, 2 speed coring motor with built-in slip clutch
- Foot switch (UL standard)

NOTE: Patent Pending

Model	Description
C10K	Cannon 10K - 10,000 lb. Wire Puller



Narrowest Pulling Head In The Industry



Foot Switch

TWO PULLERS IN ONE — Hi-Speed 5K / Hi-Torque 10K



Force Gauge Available



Low Torque - 5K Pulls



High Torque - 10K Pulls

6
YEAR
LIMITED
WARRANTY

MADE IN THE
USA
WITH GLOBAL
COMPONENTS



Try this tight mechanical room configuration with your 10,000 lb. puller.




Contractor pulling LBs easily in a parking lot with Cannon 10K anchored to the truck hitch adapter.



Two hitch adapters make anchoring easy when required. Room to store both on board.





Cannon 10K shown with 2-1/2" rigid conduit extension.

Need extra wire?



*Cannon 6K
shown in use.*



*One pop pin
to remove
puller from
cart.*



CANNON 6K™

Faster

- 6000 lb. Pulling capacity
- Two pullers in one 3K / 6K
- 4 Speeds with dual capstans:
 - 8' & 28' FPM 6k side
 - 20' & 70' FPM 3k side

Safer

- No anchoring required (but bolt holes are provided on the base)
- Easy to transport and use on or off the cart
- Telescoping
- User can stand to either side during pulls
- Easily maneuvers into tight spaces
- Usable in the receiver hitch of a truck

Smarter

- No disassembly, fully self-contained no gang box full of parts
- Pivoting head for easy adjustment for underground, overhead, or side pulls
- Swivel locking hitch pins
- Recommended low stretch pulling rope size 5/8" or 9/16" with a minimum breaking strength of 15,000 lb.
- Easily extend boom with 2.5" rigid conduit

Includes

- Cannon 6K™ cable puller (weight 115 lb. including the motor)
- Super duty cart with adapters (weight 48 lb.)
- Length (fully extended) 9'3"
- No assembly required (Ships boxed & ready to use)
- Universal adapter
- 5 Conduit adapters sizes 2" through 4" (5" & 6" also available)
- Milwaukee 1680-20 power motor, 2 speed, 13 Amp, field replaceable, with 6 year limited warranty
- Foot switch (UL standard)

NOTE: Patent Pending

Model	Description
C6K	Cannon 6K - 6,000 lb. Wire Puller



Foot Switch

6
YEAR
LIMITED
WARRANTY

TWO PULLERS IN ONE — Hi-Speed 3K / Hi-Torque 6K

MADE IN THE
USA
WITH GLOBAL
COMPONENTS



POWER FEEDER™

- Adjustable size fits any spool from 22" to 72" diameter max flange width 2-1/4"
- Spool types wood and plastic spools

Smarter

- Jack up, transport, and power feed any wire (no lifting)
- Match speeds with iToolco Cannon 10K Puller
- Lightweight and wheeled for easy maneuvering
- 2,500 lb. Load capacity
 - up to 5,000 lb. when used in conjunction with a set of Real Jacks

Faster


- Variable speed 0 to 200 feet per minute
- Rolls into place for an easy set-up

Safer

- No anchoring needed
- Axle-less, won't tip over
- No lifting heavy wire spools

Specifications

- Weight capacity 2,500 lb. (unless used with Real Jacks carrying the extra weight)
- Spool diameters 22" to 72"
- Spool types: wood, plastic, steel, and parallel spools
- Foot switch (UL standard)
- Drive side
 - Width: 19"
 - Length: 44" to 64-1/2"
 - Height: 10-1/2"
 - Weight: 67 lb.
- Free spinning side
 - Width: 15-1/2"
 - Length: 44" to 64-1/2"
 - Height: 10-1/2"
 - Weight: 48 lb.



Power Feeder and Real Jacks being used in tandem.

6
YEAR
LIMITED
WARRANTY



CURB ROLLER

- Mounts over 2" rigid pipe
- Four 1/2" mounting holes provided for any unique feeding situation
- Perfect for many different pulling and feeding situations - curbs, manholes, in and out of electrical boxes
- Will roll rope or wire over any edge
- Five rollers with bearings makes rounding edges smooth and easy

NOTE: Patent Pending

Model	Description
CR05	Curb Roller

Model	Description
PF5K	Power Feeder

MADE IN THE
USA
WITH GLOBAL
COMPONENTS



CONDUIT SHEAVES

THE ELECTRICAL INDUSTRY'S
FIRST DESIGN & FUNCTION IMPROVEMENT
IN CONDUIT SHEAVES EVER!

- Locks on the pipe or connector
- Fully adjustable thread depth
- Phenolic resin wheel NOT cast metal
- Lock In Place™ Sheaves can be locked in OVERHEAD or at ANY ANGLE

NOTE: Patent Pending

Model	Description
LOCK IN PLACE	
CS20	2"
CS25	2-1/2"
CS30	3"
CS35	3-1/2"
CS40	4"
STANDARD SHEAVES	
CS50	5"
CS60	6"



MADE IN THE
USA
WITH GLOBAL
COMPONENTS



2" - 4" Kit



5" - 6" Kit



CONDUIT SHEAVE KITS

THE ELECTRICAL INDUSTRY'S FIRST DESIGN & FUNCTION IMPROVEMENT IN CONDUIT SHEAVES EVER!

- Locks on the pipe or connector
- Fully adjustable thread depth
- Phenolic resin wheel NOT cast metal
- Lock In Place™ Sheaves can be locked in OVERHEAD or at ANY ANGLE

NOTE: Patent Pending

Model	Description
LOCK IN PLACE	
CS24	2" - 4"
STANDARD SHEAVES	
CS56	5" - 6"

**MADE IN THE
USA**
WITH GLOBAL
COMPONENTS

HANGING SHEAVE

- 10,000 lb. Capacity
- Adjustable center sheave to vary pulling radius from 24" to 36"
- Pinned steel yoke for easy removal
- Steel frame for heavy pulls
- Four bearings in each roller for much easier pulls
- High impact nylon rollers won't break

Model	Description
HS2436	Heavyweight Sheave



Eliminates The Need For All Other Pulling Ropes



PULL-SLICK™

- An innovative high performance synthetic fiber pulling rope

Strength

- High tensile strength: 39,000 lb.
- 12 Strand single braided synthetic fiber
- Pound for pound stronger than steel
- Ultra low stretch

Speed

- 25% Reduction in coefficient of friction compared to traditional pulling ropes
- 2/3 Lighter than traditional pulling rope

Convenient

- Need only one size rope (9/16") for pulls up to 15,000 lb. pulls
- Does not absorb water
- Dual factory installed pulling eyes, one on either end

Durable

- Abrasion resistance for less fray
- Will not rot; no organics in rope
- UV resistant

Lightweight

- 300' Spool: 26 lb.
- 600' Spool: 52 lb.
- 900' Spool: 77 lb.
- 1200' Spool: 103 lb.

Model	Description	Dia. (IN)	Circ.(IN)	Length	Avg. Breaking Strength	Total Wt.
PS18-300	1/8" x 300'	3/8"	0.375"	300'	2,800 lb.	3.0 lb.
PS14-300	1/4" x 300'	1/4"	0.75"	300'	7,500 lb.	6.5 lb.
PS916-300	9/16" x 300'	9/16"	1.75"	300'	39,000 lb.	26 lb.
PS916-600	9/16" x 600'	9/16"	1.75"	600'	39,000 lb.	52 lb.
PS916-900	9/16" x 900'	9/16"	1.75"	900'	39,000 lb.	77 lb.
PS916-1200	9/16" x 1200'	9/16"	1.75"	1200'	39,000 lb.	103 lb.

LINE SWIVELS




- Helps eliminate winding and tangling of rope and cable during pull
- Connects grip and pulling rope
- Select the swivel with a maximum rated capacity that meets or exceeds the cable puller's maximum pulling force

Model	Max. Capacity
SW-114	6,000 lb.
SW-158	10,000 lb.



The Real Tender is great for MC cable.





REAL SPOOL™

- Holds up to 300 lb.
- Will not splinter like a wood spool
- Weighs less than a wooden spool
- Wood splinters cannot fray or damage the rope
- Made out of heavy US steel, making it more durable than the average spool
- Works great for iTOOLco's Pull-Slick

Model	Description
RS01	Real Spool



WORKS WITH ANY MFR'S SPOOL

REAL TENDER™

Easier

- Easy to set up and transport
- Light and maneuverable
- Easy one person operation
- Horizontal or vertical use

Faster

- Saves time
- Crank handle for faster re-spooling

Safer

- Prevents injuries from lifting and handling rope
- No more lifting heavy wire spools

Smarter

- Axle-less technology
- Multi-directional
- Rolls over rough terrain on job site
- Cleaner handling of expensive rope (high & dry)

Specifications

- Handle length: 49"
- Width: 23"
- Weight: 38 lb.
- Spool widths: 12"-35"
- Spool diameters: 12"-32"
- 300 lb. Weight limit

Model	Description
RTO1	Real Tender

6
YEAR
LIMITED
WARRANTY



GREAT FOR MC CABLE



Conveniently store and move Real Jacks on the Real Tender.

MADE IN THE
USA
WITH GLOBAL
COMPONENTS



FREEDOM CART™

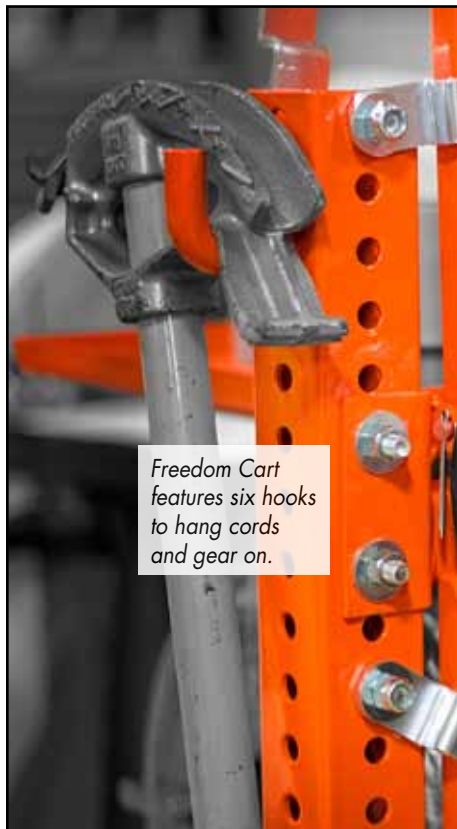
Smarter

- Use during all phases of the job
- Holds (36) – 500' Spools 12 AWG
- Holds (18) – 2500' Spools
- (30) Wire packs or data boxes
- Rough in and job supplies
- Folding shelves (lock up)
- Keep materials organized
- (6) Hooks to hang cords and gear on
- Holds conduit and strut
- Fits through 30" doorways

Safer

- Easily rolls into location
- Locking wheels
- Adjustable shelf height
- Height: 58"
- Width: 39"
- Length: 42"
- Weight: 210 lb.

Model	Description
FC100	Multi-Use Wire & Utility Cart



Freedom Cart features six hooks to hang cords and gear on.



Freedom Cart easily holds conduit and strut.





6
YEAR
LIMITED
WARRANTY

REAL JACKS™

Safer

- Easily lift heavy wire reels for convenient pulling
- Separate sides can be used safely on uneven ground
- Use with the Real Axle - designed for heavier loads
- Won't tip over

Smarter

- Store and transport Real Jacks right on the Real Tender
- Can be used with 22" to 66" spools
- Fits compartmentalized reels
- Compact design and convenient handles
- Easy to carry at 35 lb. per side
- Can be used with our axle, a 1.5" solid or a 2" rigid pipe

Faster

- Set up in less than 1 minute
- Four 20,000 lb. rated bearings make wire pulling smooth and easy
- No drills or extra tools needed
- Fast and easy to jack up

Specifications

- Length: 37"
- Width: 10" per side
- Lowest height (for 22" spool): 11-1/2"
- Height fully extended (for 66" spool): 38-1/2"
- Weight per jack: 35 lb., each set weighs 70 lb.
- iToolco axle specifications: high chromium content engineered for loads up to 6,000 lb., 2-1/16" I.D., 2-1/2" O.D.

NOTE: Patent Pending

Model	Description
RJ6K	Real Jacks

MADE IN THE
USA
WITH GLOBAL
COMPONENTS



Real Jacks feature built-in carry handles.



JACK RACK™

Smarter

- Keeps Real Jacks (RJ6K) neatly organized
- Easy transportation of 5 sets of Real Jacks and Axles

Model Description

JR01	Jack Rack for Real Jacks
-------------	--------------------------

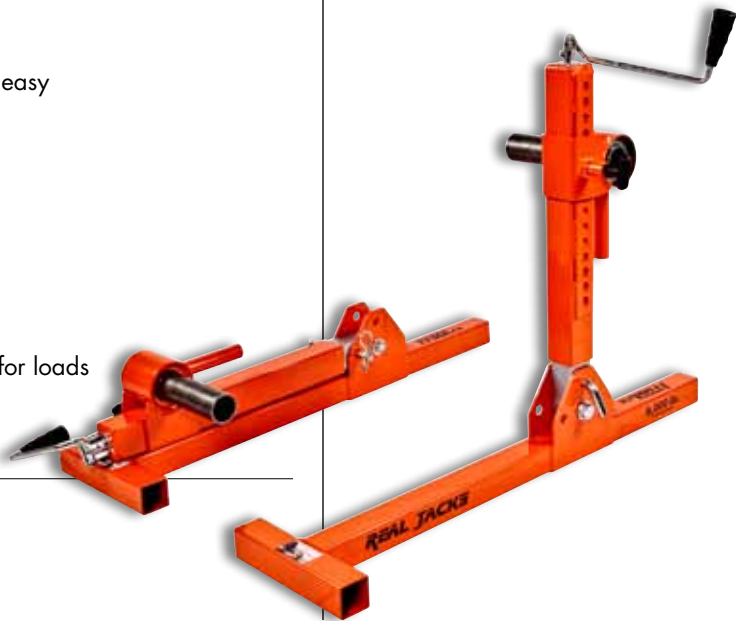


REAL AXLE™

- High chromium content
- For use with Real Jacks

Model Description

AX03	5' Real Axle
AX02	6' Real Axle
AXS01	6' Real Solid Axle
AX04	Real Big Jack Axle





REAL BIG JACKS™

Smarter

- Axle rides on 4 large rollers (easily spin spools)
- Transport spools with or without a forklift
- Pull from a trailer

Safer

- Load and reload without a forklift
- Easily maneuverable with spool loaded

Sizes

- Will accommodate 84" x 54" as well as smaller spools
- Capacity of 20,000 lbs.
- Capacity of 10,000 lbs. when locking wheels are in place
- Collapsed Width: 44"
- Fully Extended Width: 64"
- Height On Wheels: 69"
- Height Off Wheels: 66"
- Length: 58"
- Weight: 560 lbs.
- Recommended Axle:
Real Big Jack Axle (126 lb., 7' L, 1.5" I.D., 3" O.D.)



Model	Description
RBJ20K	Real Big Jacks
AX04	Real Big Jack Axle





CENTER POINT™ KNOCKOUT LAYOUT TOOL GEAR PUNCH™ ACCESSORY

- Quickly layout and punch the knock outs
- Easy to use
- Accurate knock out layout
- No math
- 70 Times faster than a tape measure
- Any combination
- 6" Ruler for convenience
- See the video demo on our website

Model	Description
CP01	Center Point



DRAW STUDS GEAR PUNCH™ ACCESSORIES

Model	Description
DS716	7/16" x 3/4" Draw Stud
DS034	3/4" x 3/4" Draw Stud
DS118	3/4" x 1-1/8" Draw Stud





GEAR PUNCH™

RATED FOR MILD AND STAINLESS STEEL

- iTOOLco's SLICK-CUT™ technology allows 1/2" through 6" punches and dies to cut through an industry leading 10 gauge mild and stainless steel while maintaining the sharpness of the cutting edges
- Gear Punch™ tool will work with any make or model of corded or cordless drill, new or old drills, no special add-ons needed
- Punches and dies are clearly marked with trade standard conduit sizes as well as Center Point™ marks for perfect alignment, no matter what direction you cut from
- Lightweight and easy to use
- Gear Punch™ tool is compatible with other punch and die offerings
- Lifetime replacement on Draw Studs

6
YEAR
LIMITED
WARRANTY

Model	Description
GP01	Gear Punch (Tool Only)
GP122	Gear Punch Kit 1/2" to 2" (Tool Included)
GP123	Gear Punch Kit 2-1/2" to 4" (Tool Not Included)
GP124	Gear Punch Kit 1/2" to 4" (Tool Included) (Includes GP122 & GP123)
GP126	Gear Punch Kit 1/2" to 6" (Tool Included) (Includes GP122, GP123 & GP156)
GP156	Gear Punch Kit 5" & 6" (Tool Not Included)





Internal threads for extra bite.

iTOOLco's Window Crimp with Sure Grip come clearly labeled and individually packaged.



WINDOW CRIMP™
WITH SURE GRIP

Faster

- Single use pulling crimps
- Install faster than traditional pulling heads
- Compact
- Internal threads offer more surface area for crimping

Smarter

- Window allows for easy visual inspection of wire placement
- Individually packaged and clearly labeled so you get the right crimp for the job
- Works best with iTOOLco.'s WTC1000 Crimper. Compatible with any 12 ton crimper
- Works with aluminum or copper conductors

Safer

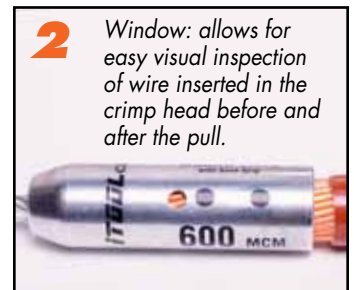
- Stronger and more secure
- Guaranteed when installed by an iTOOLco certified installer

BECOME A CERTIFIED INSTALLER
CALL 865.670.3713



1 Easy, fast, strong and foolproof.

1. Strip the wire to allow full insertion into the head.



2 Window: allows for easy visual inspection of wire inserted in the crimp head before and after the pull.

2. Insert the bare wire into the head past the window.



3 CRIMPED

3. An iTOOLco certified installer uses the WTC 1000 tool, or similar 12 ton die crimping tool, to squeeze the crimp head in one or two positions depending on the iTOOLco specifications.



Wire Size	Model	SKU #	Lanyard Length	Weight per pc.	Ultimate Holding Value	No. of Crimps
8	CR120	617209994988	11"	0.04 lb.	200 lb.	One
8	CR121	617209994995	15"	0.04 lb.	200 lb.	One
8	CR122	617209995008	19"	0.04 lb.	200 lb.	One
8	CR123	617209995015	23"	0.04 lb.	200 lb.	One
6	CR124	617209995022	11"	0.06 lb.	300 lb.	One
6	CR125	617209995039	15"	0.06 lb.	300 lb.	One
6	CR126	617209995039	19"	0.06 lb.	300 lb.	One
6	CR127	617209995053	23"	0.06 lb.	300 lb.	One
4	CR128	617209995060	11"	0.06 lb.	350 lb.	One
4	CR129	617209995077	15"	0.06 lb.	350 lb.	One
4	CR130	617209995084	19"	0.06 lb.	350 lb.	One
4	CR131	617209995091	23"	0.06 lb.	350 lb.	One
3	CR132	617209995107	11"	0.07 lb.	500 lb.	One
3	CR133	617209995114	15"	0.07 lb.	500 lb.	One
3	CR134	617209995121	19"	0.07 lb.	500 lb.	One
3	CR135	617209995138	23"	0.07 lb.	500 lb.	One
2	CR136	617209995145	11"	0.07 lb.	600 lb.	One
2	CR137	617209995152	15"	0.07 lb.	600 lb.	One
2	CR138	617209995169	19"	0.07 lb.	600 lb.	One
2	CR139	617209995176	23"	0.07 lb.	600 lb.	One
1	CR140	617209995183	11"	0.10 lb.	1000 lb.	One
1	CR141	617209995190	15"	0.11 lb.	1000 lb.	One
1	CR142	617209995206	19"	0.11 lb.	1000 lb.	One
1	CR143	617209995213	23"	0.12 lb.	1000 lb.	One
1/O	CR144	617209995220	14"	0.11 lb.	1100 lb.	Two
1/O	CR145	617209995237	21"	0.13 lb.	1100 lb.	Two
1/O	CR146	617209995244	28"	0.14 lb.	1100 lb.	Two
1/O	CR147	617209995251	35"	0.15 lb.	1100 lb.	Two
2/O	CR148	617209995268	14"	0.22 lb.	1100 lb.	Two
2/O	CR149	617209995275	21"	0.25 lb.	1100 lb.	Two
2/O	CR150	617209995282	28"	0.28 lb.	1100 lb.	Two
2/O	CR151	617209995299	35"	0.31 lb.	1100 lb.	Two
3/O	CR152	617209995305	14"	0.25 lb.	1500 lb.	Two
3/O	CR153	617209995312	21"	0.27 lb.	1500 lb.	Two
3/O	CR154	617209995329	28"	0.30 lb.	1500 lb.	Two
3/O	CR155	617209995336	35"	0.32 lb.	1500 lb.	Two

Wire Size	Model	SKU #	Lanyard Length	Weight per pc.	Ultimate Holding Value	No. of Crimps
4/O	CR156	617209995343	14"	0.26 lb.	1700 lb.	Two
4/O	CR157	617209995350	21"	0.31 lb.	1700 lb.	Two
4/O	CR158	617209995367	28"	0.33 lb.	1700 lb.	Two
4/O	CR159	617209995374	35"	0.37 lb.	1700 lb.	Two
250	CR160	617209995381	14"	0.42 lb.	2000 lb.	Two
250	CR161	617209995398	21"	0.49 lb.	2000 lb.	Two
250	CR162	617209995404	28"	0.53 lb.	2000 lb.	Two
250	CR163	617209995411	35"	0.60 lb.	2000 lb.	Two
300	CR164	617209995428	14"	0.49 lb.	3000 lb.	Two
300	CR165	617209995435	21"	0.55 lb.	3000 lb.	Two
300	CR166	617209995442	28"	0.62 lb.	3000 lb.	Two
300	CR167	617209995459	35"	0.68 lb.	3000 lb.	Two
350	CR168	617209995466	14"	0.62 lb.	4000 lb.	Two
350	CR169	617209995473	21"	0.66 lb.	4000 lb.	Two
350	CR170	617209995480	28"	0.73 lb.	4000 lb.	Two
350	CR171	617209995497	35"	0.77 lb.	4000 lb.	Two
400	CR172	617209995503	14"	0.62 lb.	4500 lb.	Two
400	CR173	617209995510	21"	0.68 lb.	4500 lb.	Two
400	CR174	617209995527	28"	0.75 lb.	4500 lb.	Two
400	CR175	617209995534	35"	0.79 lb.	4500 lb.	Two
500	CR176	617209995541	14"	0.82 lb.	5000 lb.	Two
500	CR177	617209995558	21"	0.86 lb.	5000 lb.	Two
500	CR178	617209995565	28"	0.93 lb.	5000 lb.	Two
500	CR179	617209995572	35"	1.04 lb.	5000 lb.	Two
600	CR180	617209995589	14"	0.93 lb.	5500 lb.	Two
600	CR181	617209995596	21"	0.97 lb.	5500 lb.	Two
600	CR182	617209995602	28"	1.04 lb.	5500 lb.	Two
600	CR183	617209995619	35"	1.15 lb.	5500 lb.	Two
750	CR184	617209995626	14"	1.10 lb.	5500 lb.	Two
750	CR185	617209995633	21"	1.17 lb.	5500 lb.	Two
750	CR186	617209995640	28"	1.23 lb.	5500 lb.	Two
750	CR187	617209995657	35"	1.30 lb.	5500 lb.	Two
1000	CR188	617209995664	14"	1.21 lb.	5500 lb.	Two
1000	CR189	617209995671	21"	1.28 lb.	5500 lb.	Two
1000	CR190	617209995688	28"	1.35 lb.	5500 lb.	Two
1000	CR191	617209995695	35"	1.41 lb.	5500 lb.	Two

**Ask For Them By Name,
iTOOLco's Window Crimp™ with Sure Grip**



12 TON CORDLESS DIELESS CRIMPER

Specifications

- Output: 12 Ton
- Crimp Range: 8 AWG to 1000 MCM
- Weight: 13.4 lb. with battery
- Size: 20"L x 4.75"H x 3.9"W
- Includes: molded tool case

Faster

- No die changes
- Streamline
- Lightweight
- Easy one-handed operation

Smarter

- Tested up to 75KV
- Swivel head design
- Battery operated
- Flashlight included
- Rapid advance
- Trigger and release buttons

Safer

- Weather resistant housing
- Audible bypass when predetermined pressure is achieved
- Ergonomically balanced

Model	Description
WCT1000	Cordless & Dieless 12 Ton Crimping Tool

**iTOOLco Window Crimps™
work best when used
with the iTOOLco
WCT1000 12 Ton Cordless
Dieless Crimper.**







C10K-417



C10K-418

WIRE PULLER KNUCKLES

Model	Description
C10K-417	Main Knuckle with Adjustable Coupling
C10K-418	Front Knuckle with Adjustable Coupling



WIRE PULLER EXTENSIONS

Model	Description
C10K-404	15" Inner Extension
C10K-405	30" Inner Extension
C10K-406	33" Outer Extension



WIRE PULLER UNIVERSAL ADAPTER

Model	Description
CK-10	Universal Adapter



10K RECEIVER HITCH & BOLT DOWN ADAPTER

Model	Description
C10K-422	3" Receiver Hitch Adapter with Hitch Pin



HITCH PINS

Model	Description
HW-260	5-1/2" Hitch Pin with Flashlight Holder & Locking Tab
HW-265	9-1/2" Hitch Pin with Flashlight Holder & Locking Tab
HW-270	3" Bent Hitch Pin



FOOT SWITCH

Model	Description
SP-130	20 Amp Foot Switch
SP-156	Replacement Cord for Foot Switch



CORD ADAPTER

Model	Description
SP-122	Twistlock 20A by 15A Plug



REPLACEMENT FLASHLIGHT

Model	Description
SP-121	Replacement Flashlight



HANDLE

Model	Description
SP-123	3" Adjustable Handle



HANDLE FOR REAL JACKS

Model	Description
SP-151	Real Jack Replacement Handle



TRI-POD

FOR THE CANNON 6K

- Attaches to the C6K
- No tools needed
- Use over manholes and pull boxes

Model **Description**

TPO1 Tri-pod



RATCHET CUTTERS

- ACSR rated
- Telescoping handles for added leverage
- Cutting capacity of up to 1-3/4" or 44mm
- Large, comfortable grip

Model **Description**

RC500 Ratchet Cutters



CONDUIT ADAPTERS

Model **Description**

C10K-428 5" Conduit Adapter

C10K-429 6" Conduit Adapter



FORCE GAUGE

FOR USE ONLY WITH CANNON 10K

Model **Description**

FG10 Force Gauge

iTOOLco.

865-670-3713 • iTOOLco.com

Innovative Tools For Professional Electricians & Contractors