

# PRODUCT CATALOG












ZENITH  
DIE CAST  
RECESSED  
INDUSTRIAL  
COMMERCIAL  
EMERGENCY & EXIT  
STRIPS & CHANNELS  
OUTDOOR & SPECIALTY  
RESIDENTIAL & INSTITUTIONAL



**MERCURY  
LIGHTING**  
PRODUCTS CO. INC.

## PRODUCTS

	Zenith.....	5
	Recessed.....	9
	Industrial.....	10
	Commercial.....	11
	Outdoor & Specialty.....	12
	Residential & Institutional.....	13
	Strips & Channels.....	15
	Die Cast.....	17
	Exit & Emergency.....	18




## The perfect solution to your lighting needs.

Mercury Lighting Products Co., Inc. is one of the largest independent lighting manufacturers in the USA today. Established in 1946 at the time the first fluorescent tube was being introduced, the company has grown to be a fully integrated manufacturer of predominantly fluorescent luminaires. We pride ourselves on quality and innovation backed by the highest commitment to service found anywhere in the lighting industry. Our products are found in some of the most prestigious buildings around the country as well as in many of the national retailers' stores and venues. In 1995 we launched our ALM line of specification grade luminaires to better serve the architectural community. The acceptance has been overwhelming, which has further built our reputation, capabilities, and growth. We sell through distribution to the lighting and electrical supply sector, serviced by our national network of lighting agencies. We maintain communications with the specifiers and contractors, always listening, learning, and filling their lighting needs.

## Zenith Series PAGE 5


Our architectural luminaires feature precision optical systems, providing the perfect blend of **direct diffused illumination** for spatial definition, and **indirect reflected illumination** for a comfortable, glare-free environment. Blending these two lighting techniques together creates an evenly-illuminated space that feels larger and more visually comfortable. This promotes higher productivity and feelings of well-being, while causing less eyestrain. Merchandise in retail venues looks its best, shoppers feel more comfortable, and products sell better.

The selection here is the largest offered by any manufacturer. Custom modifications available.



## Recessed Line PAGE 9

Our recessed luminaires feature both parabolic louvers and lens diffusers for a multitude of commercial, retail, and educational installations. Parabolic louvers are available in standard semi-specular, and optional full specular, white, and gold finishes. Many louver configurations are available for each specific series. Lens diffusers available from a huge menu of acrylic types with multiple patterns. Standard linear T8, T5 and H0-T5 lamping systems as well as twin-tube compact TT5 on all 2x2 modules. Ballasts to operate these lamping system as specified. Recessed wall wash series to compliment total lighting packages. Custom options and modifications available.



## Industrial Line PAGE 10

Designed to accommodate the unique demands of the industrial sector, our Industrial Line features:

- Standard reflector-type industrial luminaires that provide energy-efficient illumination for environments such as warehouses, work areas, and commercial spaces.
- Our state-of-the-art high bay collection that replaces older traditional HID-type high bay lighting while consuming less than half the energy. They also provide better lamp coloring, instant on/instant re-strike action, quiet operation, and low temperature rating.

Standard linear T8, T5 and H0-T5 lamping systems combine with the ballasts to operate them. Custom options and modifications available.




## Commercial Line PAGE 11

Our dependable Commercial Line features:

- Various wrap-around styles that provide excellent performance for every type of environment, including schoolrooms, corridors, and multi-family housing.
- All non-recessed modules with parabolic louvers and lens diffusers that provide the same outstanding performance of our recessed line, but for environments where recessing is either not possible or not desirable.

Standard linear T8, T5 and HO-T5 lamping systems combine with the ballasts to operate them. Custom options and modifications available.




## Outdoor & Specialty Line PAGE 12

Engineered to withstand the harshest environments, our Outdoor & Specialty collection features:

- Styles designed for damp or dusty indoor or outdoor usage
- Products engineered specifically for wet locations
- Vandal-proof luminaires

This line is ideally suited for such applications as food handling facilities, refrigerated storage, drug and chemical plants, parking garages and many more. Vandal proofing for all high abuse areas. Standard linear T8, T5 and HO-T5 lamping systems. Ballasts to operate these lamping system as specified. Custom options and modifications available.



## Residential & Institutional Line PAGE 13

Our Residential & Institutional Line benefits from our experience in the commercial market. Featuring luminaires for hospitals, extended health care facilities, multi-family housing, college dormitories, colleges and more. A personal touch is added with designer elements such as coordinated end caps and diffusers, available for select series.





## Strips & Channels Line PAGE 15

Our versatile Strips & Channels Line features a broad collection of open-lamp fluorescent luminaires for general illumination as well as direct/indirect cove and valence lighting. The lamping of the T5 and HO-T5 units yield much smaller luminaires, giving architects and designers more creative freedom. Custom options and modifications available.



## Die Cast Line PAGE 17

Our outdoor die cast HID and fluorescent line features products that are designed to withstand the elements. These products feature a full line of wall packs, flood lights, vandal resistant, vapor proof and garage lighters.

Ideal for use in security and general lighting needs such as parking areas, schools, hospitals, entrance ways, and building exteriors. All products are CSA listed for wet locations.

















## Emergency & Exit Lighting Line PAGE 18

Our exit, exit/combo, and emergency lighting products are designed to meet industry requirements, for general applications, as well as, NYC and Chicago specifications.















Several models are available with:

- red or green letters
- thermoplastic or steel housing
- remote capabilities
- battery backups
- self diagnostics
- suitable for wet locations













# Zenith Line


Product Preview	Product Series	Product Preview	Product Series
	<b>ZFA Series</b> 2x2 Center Frosted Acrylic Light Shield Indirect/Direct Luminaire		<b>ZA Series</b> 2x2 Twin Side Light Shields Indirect/Direct Luminaire
	<b>ZFA Series</b> 2x4 Center Frosted Acrylic Light Shield Indirect/Direct Luminaire		<b>ZA Series</b> 2x4 Twin Side Light Shields Indirect/Direct Luminaire
	<b>ZFA Series</b> 1x4 Center Frosted Acrylic Light Shield Indirect/Direct Luminaire		<b>ZA2 Series</b> 2x2 Twin Side Light Shields Indirect/Direct Luminaire
	<b>ZT3 Series</b> 2x2 Fully Luminous Panel Total Volume Luminaire Enhanced Fluorescent Lighting System		<b>ZB Series</b> 2x2 Center Light Shield Indirect/Direct Luminaire
	<b>ZT3 Series</b> 2x4 Fully Luminous Panel Total Volume Luminaire Enhanced Fluorescent Lighting System		<b>ZB Series</b> 2x4 Center Light Shield Indirect/Direct Luminaire
	<b>ZKV Series</b> 2x2 Total Volume Luminaire Enhanced Fluorescent Lighting System		<b>ZB Series</b> 1x4 Center Light Shield Indirect/Direct Luminaire
	<b>ZKV Series</b> 2x4 Total Volume Luminaire Enhanced Fluorescent Lighting System		<b>ZBD Series</b> 1x4 Center Drop Light Shield Ultra Shallow Indirect/Direct Luminaire







 **HE/High Efficiency**

Product Preview	Product Series	Product Preview	Product Series
	<b>ZBD Series</b> 2x2 Center Drop Light Shield Ultra Shallow Indirect/Direct Luminaire		<b>ZBL Series</b> 2x2 Center Cross Blade Louver Light Shield Indirect/Direct Luminaire
	<b>ZBD Series</b> 2x4 Center Drop Light Shield Ultra Shallow Indirect/Direct Luminaire		<b>ZBL Series</b> 2x4 Center Cross Blade Louver Light Shield Indirect/Direct Luminaire
	<b>ZBS Series</b> 2x2 Center Split Light Shield Indirect/Direct Luminaire		<b>ZBL Series</b> 1x4 Center Cross Blade Louver Light Shield Indirect/Direct Luminaire
	<b>ZBS Series</b> 2x4 Center Split Light Shield Indirect/Direct Luminaire		<b>ZV Series</b> 2x2 Center Light Shield Ultra Shallow Indirect/Direct Luminaire
	<b>ZBS Series</b> 1x4 Center Split Light Shield Indirect/Direct Luminaire		<b>ZV Series</b> 2x4 Center Light Shield Ultra Shallow Indirect/Direct Luminaire
	<b>ZBDS Series</b> 2x2 Center Drop Split Light Shield Ultra Shallow Indirect/Direct Luminaire		<b>ZVL Series</b> 2x2 Center Cross Blade Louver Light Shield Ultra Shallow Indirect/Direct Luminaire
	<b>ZBDS Series</b> 2x4 Center Drop Split Light Shield Ultra Shallow Indirect/Direct Luminaire		<b>ZVL Series</b> 2x4 Center Cross Blade Louver Light Shield Ultra Shallow Indirect/Direct Luminaire





# Zenith Line

Product Preview	Product Series	Product Preview	Product Series
	<b>ZVS Series</b> 2x2 Center Split Light Shield Ultra Shallow Indirect/Direct Luminaire		<b>ZM Series</b> 1x4 Center Light Shield Surface Mount Indirect/Direct Luminaire
	<b>ZVS Series</b> 2x4 Center Split Light Shield Ultra Shallow Indirect/Direct Luminaire		<b>ZBM Series</b> 2x2 Center Light Shield Surface Module
	<b>ZFAD Series</b> 2x2 Center Drop Frosted Acrylic Light Shield Ultra Shallow Indirect/Direct Luminaire		<b>ZBM Series</b> 2x4 Center Light Shield Surface Module
	<b>ZFAD Series</b> 2x4 Center Drop Frosted Acrylic Light Shield Ultra Shallow Indirect/Direct Luminaire		<b>ZBM Series</b> 1x4 Center Light Shield Surface Module
	<b>ZVFA Series</b> 2x2 Center Frosted Acrylic Light Shield Ultra Shallow Indirect/Direct Luminaire		<b>ZAM Series</b> 2x2 Twin Side Light Shields Surface Module
	<b>ZVFA Series</b> 2x4 Center Frosted Acrylic Light Shield Ultra Shallow Indirect/Direct Luminaire		<b>ZW Series</b> 2x2 Twin Center Light Shields Indirect/Direct Luminaire















 **HE/High Efficiency**

Product Preview	Product Series	Product Preview	Product Series
	<b>ZF Series</b> 1x2 Side Light Shield Asymmetric Wall Wash Indirect/Direct Luminaire		<b>ZBW Series</b> 2x2 Center Acrylic White Light Shield Indirect/Direct Luminaire
	<b>ZF Series</b> 1x4 Side Light Shield Asymmetric Wall Wash Indirect/Direct Luminaire		<b>ZBG Series</b> 2x2 Center Slotted Light Shield Indirect/Direct Luminaire
	<b>ZQ Series</b> 2x2 Four-Sided Light Shield Indirect/Direct Luminaire		<b>ZQ Series</b> 4x4 Four-Sided Light Shield Indirect/Direct Luminaire

## Q Series Line

Product Preview	Product Series	Product Preview	Product Series
	<b>Q1 Series</b> Perforated Bottom Indirect/Direct Luminaire		<b>Q5 Series</b> Perforated Bottom Indirect/Direct Luminaire
	<b>Q2 Series</b> Solid Bottom 100% Indirect Luminaire		<b>Q6 Series</b> Solid Bottom 100% Indirect Luminaire

















# Recessed Line

Product Preview	Product Series	Product Preview	Product Series
	<b>51 Series</b> High Performance 1x4 Parabolic Troffer 3" Deep Louver		<b>6 Series</b> Narrow Recessed Linear Fluorescent Modules
	<b>54 Series</b> High Performance 2x2 Parabolic Troffer 5-1/2" Deep 3" Deep Louver		<b>10, 11, 12 Series</b> Deep Profile Recessed Fluorescent Troffers 1x2, 1x4 2x2, 2x4, 4x4 Modules
	<b>55 Series</b> High Performance 2x4 Parabolic Troffer 5-1/2" Deep 3" Deep Louver		<b>16 Series</b> Recessed Linear Wall Wash
	<b>51 MRT Series</b> High Performance Reflectorized 1x4 Parabolic Troffers		<b>31 Series</b> Recessed Lighting High Efficiency 1x4 Lens Troffer Low Profile 4-1/4" Deep
	<b>54 MRT Series</b> High Performance Reflectorized 2x2 Parabolic Troffers		<b>34 Series</b> Recessed Lighting High Efficiency 2x2 Lens Troffer Low Profile 3-3/4" Deep
	<b>55 MRT Series</b> High Performance Reflectorized 2x4 Parabolic Troffers		<b>35 Series</b> Recessed Lighting High Efficiency 2x4 Lens Troffer Low Profile 3-3/4" Deep
	<b>21, 24, 25 Series</b> High Performance Shallow T8 and TT5 Parabolic Troffers		<b>31, 34, 35 MRT Series</b> Low Profile ReflectORIZED Recessed Troffer 1x4, 2x2, 2x4













# Industrial Line

Product Preview	Product Series	Product Preview	Product Series
	<b>HB60 Series</b> Linear HO-T5 Fluorescent High Bay Luminaire White Cross Blade		<b>MIE4W Series</b> Linear Slimline-T8 or HO-T8 Fluorescent Heavy Duty Industrial Luminaire
	<b>HB60 Series</b> Linear T8 Fluorescent High Bay Luminaire White Cross Blade		<b>MIE5W Series</b> Linear T8 2-, 3- or 4-Lamp Fluorescent Heavy Duty Industrial Luminaire
	<b>HB80 Series</b> Linear HO-T5 2-, 3-, 4-, 5-, 6-, or 8-Lamp Fluorescent High Bay Luminaire		<b>MIE6 Series</b> Linear T5 1- or 2-Lamp Fluorescent Industrial Luminaire
	<b>HB80 Series</b> Linear T8 2-, 3-, 4-, 5-, 6-, or 8-Lamp Fluorescent High Bay Luminaire		<b>MIE6 Series</b> Linear T8 1-, 2-, or 3-Lamp Fluorescent Industrial Luminaire
	<b>HB80/FR Series</b> Linear HO-T5 Door Framed Enclosure Cold Storage Capable Fluorescent High Bay Luminaire		<b>MIE6 Series</b> Linear Slimline-T8 or HO-T8 1- or 2-Lamp Fluorescent Industrial Luminaire
	<b>HB80/FR Series</b> Linear T8 Door Framed Enclosure Cold Storage Capable Fluorescent High Bay Luminaire		<b>MIT5 Series</b> Linear T8 2-, 3- or 4-Lamp Fluorescent Heavy Duty Industrial Luminaire
	<b>HB80EC Series</b> Linear HO-T5 4- or 6-Lamp Fluorescent High Bay Luminaire		<b>MIT5 Series</b> Linear Slimline-T8 or HO-T8 Fluorescent Heavy Duty Industrial Luminaire
	<b>HB80EC Series</b> Linear T8 2-, 3-, 4-, 5-, or 6-Lamp Fluorescent High Bay Luminaire		



# Commercial Line

Product Preview	Product Series	Product Preview	Product Series
	<b>M105 Series</b> Linear T8 Fluorescent Wrap-Around Luminaire		<b>M30 Series</b> High Efficiency 1x4 Lens Surface Module
	<b>M106 Series</b> Linear T5 or T8 Fluorescent Shallow Wrap Luminaire		<b>M32 Series</b> High Efficiency 2x4 Lens Surface Module
	<b>M106N Series</b> Linear T5 or T8 Fluorescent Narrow Wrap Luminaire		<b>M34 Series</b> High Efficiency 2x2 Lens Surface Module
	<b>M108 Series</b> Linear T5 or T8 Fluorescent Small Profile Wrap Luminaire		<b>M51, M54, M55 Series</b> High Performance Surface Parabolic Modules 1x4, 2x2, 2x4
	<b>M113 Series</b> Linear T8 Fluorescent Wide- Footprint Wrap Luminaire		<b>M60, M62, M64 Series</b> Floating Clouds of Light, Fluorescent Surface Modules
	<b>M125 Series</b> Linear T8 Fluorescent Specification Grade Wrap Luminaire		<b>M60CL, M62CL, M64CL Series</b> Floating Puffs of Light, Fluorescent Surface Modules
	<b>M213 Series</b> Linear T8 Fluorescent Wide-Footprint Wrap Luminaire		<b>M60A, M60B Series</b> Linear T8 Fluorescent Luminaire Floating Puffs
	<b>M6 Series</b> 6x6 Modules/Surface, Pendant, Wall Linear Fluorescent, Direct, Indirect, Direct/Indirect Combo		<b>M99 Series</b> Linear T5 or T8 Fluorescent Wall Washer

# Outdoor & Specialty Line

Product Preview	Product Series	Product Preview	Product Series
	<b>M201 Series</b> Dust and Vapor Tight Fluorescent Lighting Damp Location UL Listing		<b>M508 Series</b> Euro-Designed Enclosed and Gasketed Fluorescent Luminaire Wide Profile
	<b>M401 Series</b> Enclosed and Gasketed Fluorescent Lighting Wet Location UL Listing		<b>M601 Series</b> New Euro-Designed Enclosed and Gasketed Fluorescent Lighting
	<b>M401-GL Series</b> Linear T8 Fluorescent Garage Lighting Enclosed and Gasketed Wet Location UL Listing		<b>M50VP Series</b> Linear T8 Fluorescent Indestructible Vandal Proof Luminaire
	<b>M450 Series Lumasense</b> Motion Sensing Bi-Level Lighting System OSS/Advanced Occupancy Sensing System Integrated into a Vandal-Resistant Luminaire Linear T8 Fluorescent		<b>MP65VP Series</b> Linear T8 Fluorescent Indestructible Vandal Proof Luminaire
	<b>M465 Series Lumasense II</b> Motion Sensing Bi-Level Lighting System OSS/Advanced Occupancy Sensing System Linear T8 Fluorescent Luminaire		<b>M2000 Series</b> Sign & Facade Luminaire
	<b>M501 Series</b> New Euro-Designed Enclosed and Gasketed Fluorescent Lighting		<b>M4000 Series</b> All-Aluminum Weather Resistant Fluorescent Luminaire

# Residential & Institutional Line

Product Preview	Product Series	Product Preview	Product Series
	<b>MP1 Series</b> Linear T8 Fluorescent Bath and Utility Luminaire		<b>MP12 Series</b> Linear T8 Fluorescent Bath and Utility Luminaire
	<b>MP2 Series</b> Linear T8 Fluorescent Bath and Utility Luminaire		<b>MP15 Series</b> Linear T8 Fluorescent Task Lighting, Wall Lighting, Patient Bed Lighting
	<b>MP3 Series</b> Linear Fluorescent Front Shielded Wall Luminaires		<b>MP16 Series</b> Linear T8 Fluorescent Utility Wall Lighting
	<b>MP5 Series</b> Linear T8 Fluorescent Bath and Utility Luminaire		<b>MP19 Series</b> Linear T8 Fluorescent Shallow Under Cabinet, Task Luminaire
	<b>MP7 Series</b> Linear T8 Fluorescent Corridor Style Ceiling Luminaire		<b>MP36 Series</b> Linear T8 Fluorescent Task Lighting, Wall Lighting, Patient Bed Lighting
	<b>MP9 Series</b> Linear T8 Fluorescent Shallow Under Cabinet, Task Luminaire		<b>MP65 Series</b> Linear T8 Fluorescent Ceiling or Wall Compact Wrap Luminaire

Product Preview	Product Series	Product Preview	Product Series
	<p><b>MP68 Series</b> Linear T8 or T5, Compact TT5 Fluorescent Decorative Cloud Luminaire</p>		<p><b>MD71 Series</b> Decorative Sconce Lighting Twin Tube Compact TT4w</p>
	<p><b>M66 Series</b> Round Drums, Domes, &amp; Mushrooms Twin Tube Compact TT4, Circline T9 Fluorescent</p>		<p><b>MUC1 Series</b> Linear T5 Fluorescent Mini Under Cabinet, Task Luminaire</p>
	<p><b>M88 Series</b> Shallow Round Domes Twin Tube Compact TT4, Circline T9 Fluorescent</p>		<p><b>MUC2 Series</b> Linear T5 Fluorescent Mini Under Cabinet, Task Luminaire</p>
	<p><b>MD22 Series</b> Decorative Fluorescent Wall Luminaires Designer Coordinate Components</p>		<p><b>MP65PB Series</b> Linear T8 Fluorescent Patient Bed-Lighting</p>
	<p><b>MD26 Series</b> Decorative Linear Fluorescent Luminaires Designer Coordinate Components</p>		<p><b>M70 Series</b> Decorative Round Compact Fluorescent Luminaire</p>

# Strips & Channels Line

Product Preview	Product Series	Product Preview	Product Series
	<b>MB Series</b> Linear T5 1-Lamp Fluorescent Miniature Profile Strip Luminaire		<b>MM-C, MM-P Series</b> Linear T5 1-Lamp Fluorescent Narrow Channel Luminaire
	<b>MB Series</b> Linear T5 2-Lamp Fluorescent Low Profile Narrow Strip Luminaire		<b>MM-C, MM-P Series</b> Linear T8 1- or 2-Lamp Fluorescent Narrow Channel Luminaire
	<b>MD Series</b> Linear T5 1-Lamp Fluorescent Staggered Narrow Channel Luminaire		<b>MM-C, MM-P Series</b> Linear T5 1- or 2-Lamp Fluorescent Wide Channel Luminaire
	<b>MD Series</b> Linear T5 2-Lamp Fluorescent Staggered Narrow Channel Luminaire		<b>MM-C, MM-P Series</b> Linear T8 1-, 2- or 3-Lamp Fluorescent Wide Channel Luminaire
	<b>MD-7.5 Series</b> Linear T5 1-Lamp Fluorescent Diagonal Staggered Luminaire		<b>MM-C, MM-P Series</b> Linear Slimline-T8 or H0-T8 1- or 2-Lamp Fluorescent Wide Channel Luminaire
	<b>MD-7.5 Series</b> Linear T5 2-Lamp Fluorescent Staggered Luminaire		<b>MM-W Series</b> Heavy-Duty Welded End Fluorescent Channels Multi-Lamp

Product Preview

Product Series

Product Preview

Product Series



**SMC-C Series**  
Side Mounted  
Fluorescent Strips



**STAG Series**  
Linear T8 1-Lamp  
Fluorescent Staggered  
Wide Channel Luminaire



**ST Series**  
Linear T5 1-Lamp  
Fluorescent Staggered  
Narrow Channel Luminaire



**STAG Series**  
Linear T8 1-Lamp  
Fluorescent Staggered  
Wide Channel Luminaire



**ST Series**  
Linear T5 2-Lamp  
Fluorescent Staggered  
Narrow Channel Luminaire



**MME Series**  
Recessed Channel  
Lighting System



**ST Series**  
Linear T8 1-Lamp  
Fluorescent Staggered  
Narrow Channel Luminaire






















**MD-ADJ Series**  
Linear T5 1-Lamp  
Fluorescent Adjustable  
Staggered Luminaire























**ST Series**  
Linear T8 2-Lamp  
Fluorescent Staggered  
Narrow Channel Luminaire

# Die Cast Line

Product Preview	Product Series	Product Preview	Product Series
	<b>WP10</b> Small Wall Pack		<b>WP13</b> Mini Wall Pack
	<b>WP15</b> Medium Wall Pack		<b>WP20/WP25</b> Large Wall Pack
	<b>WPC 10, 15, 20, 25</b> Full Cutoff Wall Packs		<b>WPR40</b> Round Wall Packs
	<b>WPS 30</b> 12" Square Wall Pack		<b>WPS 40</b> Slimline Wall Pack
	<b>WPB40F</b> Euro Fluorescent Wall Pack		<b>VNGL 40</b> Garage Lighter
	<b>VNGL 30</b> Large Garage Lighter		<b>VN 30, 41</b> Vandal Resistant Canopy Light
	<b>FL 10</b> Mini Flood Light		<b>FL 31, 32</b> Small Flood Light
	<b>FL 45</b> Medium Flood Light		<b>FL 70</b> Large Flood Light
	<b>FL 60</b> Round Back Flood Light		<b>WP 35, 36</b> Wall Sconce
	<b>"V" Series</b> Vaporproof		<b>DBEL</b> Die-Cast Wet Location EM Lighting

# Exit & Emergency Lighting Line

Product Preview	Product Series	Product Preview	Product Series
	<b>MER-NYXTE</b> NYC Exit: 20G Steel		<b>MER-CXTE</b> LED Exit/EM Lighting Combo
	<b>MER-NYKXTE</b> NYC Exit: Die Cast		<b>MER-R1</b> EM Lighting-Commercial
	<b>MER-NYELXTE</b> NYC Exit: Surface Edgelit		<b>MER-R2</b> EM Lighting-Residential
	<b>MER-CNYXTE</b> NYC Combo: 2 or 3 Head		<b>MER-R16</b> EM Lighting-Commercial R16
	<b>MER-NYDXR</b> NYC: EM Lighting (18/27/50W)		<b>MER-TFX2</b> Wet Location EM Lighting
	<b>MER-EZXTE</b> Exit-LED		<b>MER-EMRL 1</b> Recessed Adjustable-EM Lighting
	<b>MER-SXT</b> Exit-20G Steel		<b>DBEL</b> Die-Cast Wet Location EM Lighting
	<b>MER-KXTE</b> Exit-Die Cast		<b>Remote Indoor Heads</b>
	<b>MER-ELXTE</b> Exit-Edgelit Surface		<b>Remote Outdoor Heads</b>
	<b>MER-RELZXTE</b> Exit-Edgelit Recessed "Detachable"		<b>Shield/Wire Guards</b>



20 Audrey Place Fairfield, NJ 07004  
[www.mercltg.com](http://www.mercltg.com)

Tel: 973.244.9444  
Fax: 973.244.9522