Aculux®
Precision Recessed Lighting

RECESSED ADJUSTABLE

3-1/4" OPEN APERTURE

IC Rated, 50W PAR20 or 60W PAR16

IC13SQ, 438SQ TRIM

Project: _____

Fixture Type: _____

Location: _____

Contact/Phone: _____



PRODUCT DESCRIPTION

Recessed adjustable PAR20/PAR16 luminaire with 3¼" square aperture, angle-cut die cast reflector and precision geared hot-aiming. Fixture has 50° visual cutoff to lamp and lamp image. Sealed Air-Loc housing eliminates leak-paths to ensure maximum energy savings and controls plenum sound transmission. IC rated housing for use in direct contact with insulation.

PRODUCT SPECIFICATIONS

Reflector Die cast, angle-cut, parabolic reflector maintains low glare, tight corners, and 50° lamp and lamp image cut-off • Available in haze, black haze, wheat haze, or white finishes.

Trims Style Self Flanged and Flush Mount reflectors utilize precision wound double torsion springs for tight, secure fit to ceiling • Flange is same finish as reflector unless optional painted white flange is specified • For flush mount installations in drywall ceilings use the FMASQ4 flush mount adapter • For flush mount installations in wood, stone, or tile ceilings the FMASQ4-SC*** must be used (specify ceiling thickness and adapter finish).

Socket Medium base porcelain socket with nickel plated copper screw shell.

Lamp One 50W PAR20 or 60W PAR16.

Adjustability Acu-Aim™ precision geared hot-aiming achieves 370° rotation, 40° tilt • Optimized center lamp beam optics translates lamp forward as it is aimed off nadir, insuring maximum light and low brightness • Black aiming mechanism with shield prevents visibility into fixture and preserves dark aperture • Shield hinges out of way to facilitate maintenance.

Codes/Labels UL and cUL listed for direct contact with insulation, through branch wiring, damp locations • Meets energy code Air Leakage requirements per ASTM E283 • Product thermally protected • Union made.

Proprietary Bar Hanger System Patent pending Pro-VI™, telescoping bar hanger system with locking set screws, permits quick placement of housing within 24" O.C. joists or suspended ceilings • Robust bar eliminates flexing regardless of fixture position • Integral T-bar notch with locking tabs secures housing to suspended ceiling grid • Captive bugle-headed ring shank nail for quick one-step installation • Bar Hanger foot aligns to bottom of construction joist and breaks away for use in suspended ceilings.

Junction Box Rated for 4 No. 12 AWG 90° C through branch circuit conductors and includes (6) ½", (1) ¾", and (4) Non-metallic sheathed cable knock-outs • Push-In electrical connectors for field connections.

Housing/Mounting Frame Steel plaster frame and aluminum housing painted black for visually dark interior • V-Notch in plaster frame aids fixture alignment during installation • Patent Pending Tru-Line™ Adjustment Mechanism featuring +/- ½" translation and +/- 45° aperture rotation aids fixture alignment after installation, prior to drywall.

Ceiling Thickness 1/2" – 7/8" ceiling standard • For thicker ceilings, order CTA4SQ-125 (7/8"-1 1/4"), CTA4SQ-163 (1 1/4"-1 5/8") or CTA4SQ-200 (1 5/8" – 2") • CTA4SQ not required for wood, stone, or tile flush mount applications.

DIMENSIONS

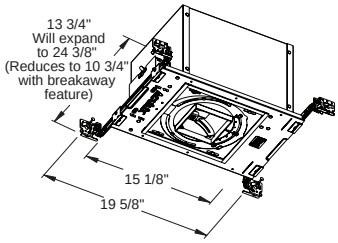

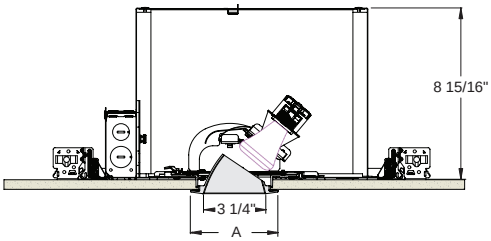

4 1/8" CEILING CUTOUT
(REFER TO INSTRUCTION SHEET FOR FLUSH MOUNT CEILING CUTOUT)

	A
Self Flanged	4 1/2"
Flush Mount	3 5/8"

JUNO LIGHTING GROUP
an AcuityBrands company

RECESSED ADJUSTABLE

3-1/4" OPEN APERTURE

IC Rated, 50W PAR20 or 60W PAR16

IC13SQ, 438SQ TRIM

Housings

Catalog #	Description
IC13SQ	Line Voltage Adjustable Recessed, 120V

Angle Cut Adjustable Accent Reflector

Self Flanged[1]	Flush Mount[2]	Description
438SQBHZ-SF	**438SQBHZ-FM**	Black Haze Reflector
438SQHZ-SF	**438SQHZ-FM**	Haze Reflector
438SQW-SF	**438SQW-FM**	White Reflector
438SQWHZ-SF	**438SQWHZ-FM**	Wheat Haze Reflector

[1]For self flanged reflector with optional white painted flange, replace "-SF" suffix with "-SFWH".

[2]Flush Mount trims must be used with Flush Mount Adapter, ordered separately.

Product specifications subject to change without notice.

Flush Mount Adapters

FMASQ4	Drywall Ceiling Adapter
FMASQ4-SC100-WH	Wood, Stone, Tile, 1/2"-1" Thick Ceiling, Adapter, White
FMASQ4-SC100-BL	Wood, Stone, Tile, 1/2"-1" Thick Ceiling, Adapter, Black
FMASQ4-SC138-WH	Wood, Stone, Tile, 1"-1 3/8" Thick Ceiling, Adapter, White
FMASQ4-SC138-BL	Wood, Stone, Tile, 1"-1 3/8" Thick Ceiling, Adapter, Black
FMASQ4-SC175-WH	Wood, Stone, Tile, 1 3/8"-1 3/4" Thick Ceiling, Adapter, White
FMASQ4-SC175-BL	Wood, Stone, Tile, 1 3/8"-1 3/4" Thick Ceiling, Adapter, Black

Optical Accessories

Cat. #	Description	Cat. #	Description
T741	Med. Pink Color Filter	**T7405**	Yellow Dichroic Lens
T742	Warm Red Color Filter	**T7406**	Magenta Dichroic Lens
T743	Daylight Blue Color Filter	**T7411**	Blue Green Dichroic Lens
T744	Med. Blue Color Filter	**T7416**	Daylight Blue Correction Lens
T745	Med. Amber Color Filter	**T7420**	Diffuse Spread Lens
T746	Med. Green Color Filter	**T7422**	UV Filter Lens
T7401	Red Dichroic Lens	**T7477**	Prismatic Lens
T7403	Med. Green Dichroic Lens	**T7478**	Linear Spread Lens
T7404	Med. Blue Dichroic Lens	**T7459BL**	Hexcell Louver

Misc. Accessories

CTA4SQ-125	1 1/4" Thick Ceiling Adapter
CTA4SQ-163	1 5/8" Thick Ceiling Adapter
CTA4SQ-200	2" Thick Ceiling Adapter

To order, specify catalog number.

JUNO LIGHTING GROUP
an AcuityBrands company

1300 S. Wolf Road • Des Plaines, IL 60018 • Phone (847) 827-9880 • Fax (847) 827-2925
220 Chrysler Drive • Brampton, Ontario • Canada L6S 6B6 • Phone (905) 792-7335 • Fax (905) 792-0064
Visit us at www.junolightinggroup.com

Printed in U.S.A. ©2015 Acuity Brands Lighting, Inc.

RECESSED ADJUSTABLE

3-1/4" OPEN APERTURE

IC Rated, 50W PAR20 or 60W PAR16

IC13SQ, 438SQ TRIM

CBCP • Centerbeam candlepower
FC • Footcandles at beam center (aim point)

In vertical aiming applications, aim point (X) is determined by dividing distance from the wall (D) by the tangent of the desired aim angle (A) (0.5774 for 30˚, 1.0 for 45˚).

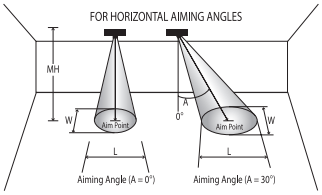

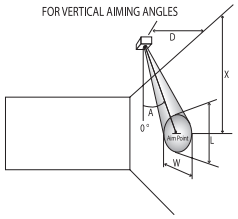

Horizontal Aiming Angles

Vertical Aiming Angles

Lamp	Beam Type	Beam Spread°	Rated Life	CBCP	0° MH	0° FC	0° L	0° W	30° FC	30° L	30° W	30° D	30° FC	30° X	30° L	30° W	40° FC	40° X	40° L	40° W
50W PAR20 Halogen	SP	**10°**	2500	4600	6	128	1.0	1.0	83	1.4	1.2	2	144	3.5	5.5	2.1	305	2.4	0.9	0.5
					8	72	1.4	1.4	47	1.9	1.6	3	64	5.0	2.1	1.0	136	3.6	1.3	0.8
					10	46	1.7	1.7	30	2.3	2.0	4	36	6.9	2.9	1.4	76	4.8	1.7	1.1
					12	32	2.1	2.1	21	2.8	2.4	5	23	8.7	3.6	1.7	49	6.0	2.1	1.4
					14	24	2.4	2.4	15	3.3	2.8	6	16	10.4	4.3	2.1	34	7.2	2.6	1.6
	FL	**30°**	2500	1200	4	75	2.1	2.1	49	2.9	2.5	2	38	3.5	5.5	2.1	80	2.4	2.9	1.7
					5	48	2.7	2.7	31	3.7	3.1	3	17	5.2	8.2	3.2	35	3.6	4.3	2.5
					6	33	3.2	3.2	22	4.4	3.7	4	9	6.9	10.9	4.3	20	4.8	5.8	3.3
					7	25	3.8	3.8	16	5.1	4.3	5	6	8.7	13.7	5.4	13	6.0	7.2	4.2
					8	19	4.3	4.3	12	5.9	5.0	6	4	10.4	16.4	6.4	9	7.2	8.7	5.0
45W PAR16 Halogen	NSP	**10°**	2000	5000	6	139	1.0	1.0	90	1.4	1.2	2	156	3.5	1.4	0.7	332	2.4	0.9	0.5
					8	78	1.4	1.4	51	1.9	1.6	3	69	5.2	2.1	1.0	148	3.6	1.3	0.8
					10	50	1.7	1.7	32	2.3	2.0	4	39	6.9	2.9	1.4	83	4.8	1.7	1.1
					12	35	2.1	2.1	23	2.8	2.4	5	25	8.7	3.6	1.7	53	6.0	2.1	1.4
					14	26	2.4	2.4	17	3.3	2.8	6	17	10.4	4.3	2.1	37	7.2	2.6	1.6
	NFL	**27°**	2000	1400	3	156	1.4	1.4	101	2.0	1.7	1	175	1.7	2.3	1.0	372	1.2	1.4	0.8
					5	56	2.4	2.4	36	3.3	2.8	2	44	3.5	4.6	1.9	93	2.4	2.9	1.7
					7	29	3.4	3.4	19	4.6	3.9	3	19	5.2	7.0	2.9	41	3.6	4.3	2.5
					9	17	4.3	4.3	11	5.9	5.0	4	11	6.9	9.3	3.8	23	4.8	5.8	3.3
					11	12	5.3	5.3	8	7.2	6.1	5	7	8.7	11.6	4.8	15	6.0	7.2	4.2
60W PAR16 Halogen	NSP	**10°**	2000	5400	6	150	1.0	1.0	97	1.4	1.2	2	169	3.5	1.4	0.7	359	2.4	0.9	0.5
					8	84	1.4	1.4	55	1.9	1.6	3	75	5.2	2.1	1.0	159	3.6	1.3	0.8
					10	54	1.7	1.7	35	2.3	2.0	4	42	6.9	2.9	1.4	90	4.8	1.7	1.1
					12	38	2.1	2.1	24	2.8	2.4	5	27	8.7	3.6	1.7	57	6.0	2.1	1.4
					14	28	2.4	2.4	18	3.3	2.8	6	19	10.4	4.3	2.1	40	7.2	2.6	1.6
	NFL	**30°**	2000	1550	4	97	2.1	2.1	63	2.9	2.5	2	48	3.5	5.5	2.1	103	2.4	2.9	1.7
					6	43	3.2	3.2	28	4.4	3.7	3	22	5.2	8.2	3.2	46	3.6	4.3	2.5
					8	24	4.3	4.3	16	5.9	5.0	4	12	6.9	10.9	4.3	26	4.8	5.8	3.3
					10	16	5.4	5.4	10	7.3	6.2	5	8	8.7	13.7	5.4	16	6.0	7.2	4.2
					12	11	6.4	6.4	7	8.8	7.4	6	5	10.4	16.4	6.4	11	7.2	8.7	5.0

The beam spread in degrees and the beam "L" and "W" in the following tables are computed at 50% of centerbeam candlepower and represent areas of "effective illumination."

JUNO LIGHTING GROUP
an AcuityBrands company
1300 S. Wolf Road • Des Plaines, IL 60018 • Phone (847) 827-9880 • Fax (847) 827-2925
220 Chrysler Drive • Brampton, Ontario • Canada L6S 6B6 • Phone (905) 792-7335 • Fax (905) 792-0064
Visit us at www.junolightinggroup.com
Printed in U.S.A. ©2015 Acuity Brands Lighting, Inc.