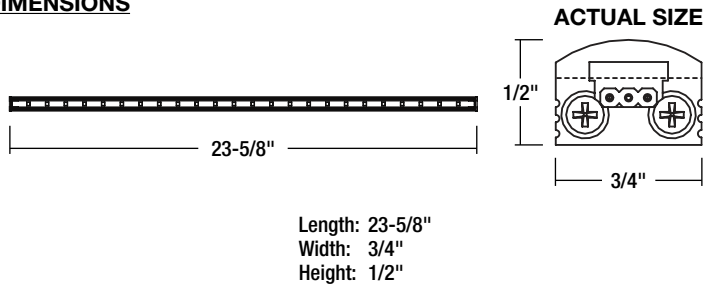


NULB-524LED

24" Ultra-Low Profile Linear LED Lightbar PLUS

Source: 16.4W LED

DIMENSIONS



PRODUCT DESCRIPTION

Nora Lighting's low-profile, Title 24 compliant fixtures provide excellent and even illumination on all surfaces. At only 8.2 watts per foot, Lightbar PLUS is one of the most energy efficient products in the market. Combined with an ultra low-profile housing, five fixture lengths, an assortment of interconnector cables and mounting brackets that install at a variety of angles, Nora's Lightbar offers an unprecedented level of contractor friendly installations. LED technology eliminates forward heat from the fixture, also no UV or infrared rays to harm artwork or heat sensitive foods.

FEATURES

- Exceeds California Title 24 high efficacy requirements
- Available in 3000K & 4200K CCT
- Available in 5 different lengths; 6", 12", 24", 36" & 48"
- Easy installation with adjustable aiming mounting brackets
- Flush end connectors
- Dimmable
- Lightbars PLUS and Class II Drivers are rated for -20°C operation
- 30,000 hours of rated lamp life

Included with every Lightbar PLUS:

(1) Lightbar PLUS, (2) Flat Mounting Clips [NAL-201], (2) Angled Mounting Clips [NAL-245], and (1) End to End Connector [NAL-200].

Housing

Solid aluminum extrusion with flush mounted end caps

Finishes

Bronze (anodized) and Natural Aluminum.

ELECTRICAL

Voltage: 24V DC

Power Consumption: 16.4 Watts

Lumens: 788lm @ 3000K / 852lm @ 4200K

Color Rendering Index: 82.9 CRI

Light Source: 24 LEDs

Operating Temperature: -4°F to 140°F (-20°C to 60°C)

Life Expectancy: 30,000 Hours

Maximum Run Length: 10' (100W Driver) / 8' (60W Driver) / 3' (30W Driver)

Color Temperature: Warm White (3000K), Cool White (4200K)

Labels and Warranty

cULus Listed for Dry Location

Title 24 Compliant

California Energy Commission Listed (CEC)

2 Year Warranty



24" Ultra-Low Profile Linear LED Lightbar PLUS

NULB-524LED30A: 24" LED Lightbar PLUS, 3000K, Aluminum Finish

NULB-524LED30BZ: 24" LED Lightbar PLUS, 3000K, Bronze Finish

NULB-524LED42A: 24" LED Lightbar PLUS, 4200K, Aluminum Finish

NULB-524LED42BZ: 24" LED Lightbar PLUS, 4200K, Bronze Finish

NORALIGHTING.

Type

Project

Catalog No.

Lamp/Wattage

ACCESSORIES

INTERCONNECTORS

NAL-200 - End to End Connector (one is included with each Lightbar)

NAL-202 - 2" Interconnection Cable

NAL-206 - 6" Interconnection Cable

NAL-218 - 18" Interconnection Cable

NAL-238 - 38" Interconnection Cable

NAL-258 - 58" Interconnection Cable

MOUNTING CLIPS

NAL-201 - Flat Mounting Clip, Chrome - Set of Two (two are included w/ each Lightbar)

NAL-201BZ - Flat Mounting Clip, Bronze - Set of Two

NAL-225BZ - Bar to Bar Joiner, Bronze **NAL-225C** - Bar to Bar Joiner, Chrome

NAL-245 - Angled Mounting Clip, Chrome - Set of Two (two are included w/ each Lightbar)

NAL-245BZ - Angled Mounting Clip, Bronze - Set of Two

NAL-280BZ - Adjustable Mounting Clip, Bronze - Set of Two

NAL-280C - Adjustable Mounting Clip, Chrome - Set of Two

POWER FEED INTERCONNECTORS

NAL-207 - 90° - 18" Power Line Interconnector

NAL-207/72 - 90° - 72" Power Line Interconnector

NAL-208 - 20" Power Line Interconnector

NAL-208/72 - 72" Power Line Interconnector

NAL-212 - 12" Power Line Interconnector with Switch

OTHERS

NAL-220 - Mini Coupler

NAL-221 - Mini Power Feed Splitter

NAL-230A - Motion Sensor, Aluminum

NAL-230BZ - Motion Sensor, Bronze

NAL-255A - Mini Touch Dimmer, Aluminum

NAL-255BZ - Mini Touch Dimmer, Bronze

NAL-299/24 - 24" Diffuser Lens

LED DRIVERS

HARDWIRE DRIVERS

NATL-530HW - 24V 30W Class II Hardwired Electronic LED Driver

NATL-560HW - 24V 60W Class II Hardwired Electronic LED Driver

NATL-5100HW - 24V 100W Class II Hardwired Electronic LED Driver

NMT-60/24C2HP - 24V 60W Dimmable Class II Remote Hardwire Magnetic LED Driver

NMT-96/24C2HP - 24V 96W Dimmable Class II Remote Hardwire Magnetic LED Driver

NMT-48/24C2D1 - 120V/24V 48W Dimmable Class II Remote Hardwire Magnetic Driver w/ Regulator

NMT-48/24C2D2 - 277V/24V 48W Dimmable Class II Remote Hardwire Magnetic Driver w/ Regulator

NMT-96/24C2D1 - 120V/24V 96W Dimmable Class II Remote Hardwire Magnetic Driver w/ Regulator

NMT-96/24C2D2 - 277V/24V 96W Dimmable Class II Remote Hardwire Magnetic Driver w/ Regulator

NMT-303/24C2D1 - 120V/24V 300W Dimmable Class II Remote Hardwire Magnetic Driver w/Regulator

NMT-303/24C2D2 - 277V/24V 300W Dimmable Class II Remote Hardwire Magnetic Driver w/Regulator

PLUG-IN DRIVERS

NATL-524 - 24V 24W Direct Plug-In LED Driver

NATL-545 - 24V 45W Direct Plug-In LED Driver

NATL-596 - 24V 96W Class II Plug-In Electronic LED Driver

DRIVER ACCESSORIES

NAL-250 - Dimmer (Not for use with NMT Series)

NALTL-10 - Replacement 10' Power Line Connector for NMT Series & NATL-5100HW

NALTL-30 - Replacement 30' Power Line Connector for NMT Series & NATL-5100HW

NATL-415 - Low Voltage Splice Box

NRA-125/6 - 6" Extension Cord for NATL-530HW & NATL-560HW

NRA-125/12 - 12" Extension Cord for NATL-530HW & NATL-560HW

NRA-125/18 - 18" Extension Cord for NATL-530HW & NATL-560HW

NRA-125/72 - 72" Extension Cord for NATL-530HW & NATL-560HW

NRA-6035W/6 - 6' Cord and Plug for NATL-530HW & NATL-560HW

NRA-6035W/10 - 10' Cord and Plug for NATL-530HW & NATL-560HW

NUSP-JBox - Junction Box required for hardwiring NATL-530HW & NATL-560HW

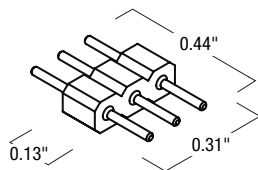
NORALIGHTING.

6505 Gayhart St., Commerce, CA 90040
www.noralighting.com • Specifications subject to change without notice. © 2012
Phone: 800.686.6672 • FAX: 800.500.9955 • e-mail: nora@noralighting.com

LED Lightbar PLUS Interconnectors & Mounting Clips

End to End Connector

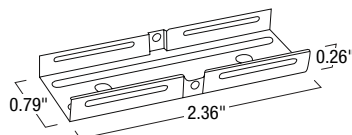
Miniature connector for seamless end-to-end transitions. One is included with every Lightbar PLUS.



NAL-200: End to End Connector

Bar to Bar Joiner

Can be used to provide rigidity when joining two bars together. Has mounting holes.

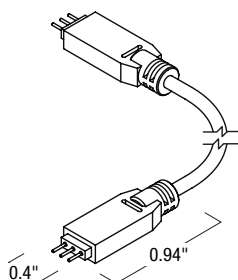


NAL-225BZ: Bar to Bar Joiner, Bronze

NAL-225C: Bar to Bar Joiner, Chrome

Interconnection Cable

The interconnection cables allow for linking of any two Lightbar PLUSES in any direction.



NAL-202: 2" Interconnection Cable

NAL-206: 6" Interconnection Cable

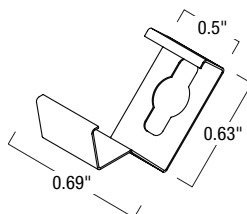
NAL-218: 18" Interconnection Cable

NAL-239: 38" Interconnection Cable

NAL-258: 58" Interconnection Cable

Angled Mounting Clip (Set of 2)

Align clip into the difference grooves in the extruded body of the Lightbar PLUS. (2) NAL-245 clips are included with every 6", 12" or 24" Lightbar PLUS.

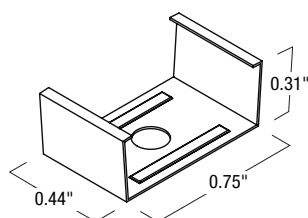


NAL-245: Angled Mounting Clip, Chrome - Set of 2

NAL-245BZ: Angled Mounting Clip, Bronze - Set of 2

Flat Mounting Clip (Set of 2)

Adjustable aiming of 0°, 10° and 23° is available with the Flat Mounting Clip. (2) NAL-201 clips are included with every 6", 12" or 24" Lightbar PLUS.

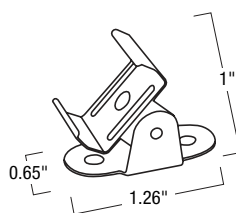


NAL-201: Flat Mounting Clip, Chrome - Set of 2

NAL-201BZ: Flat Mounting Clip, Bronze - Set of 2

Adjustable Mounting Clip (Set of 2)

Easy flexible aiming. Extends 1" with bar installed at 90°.



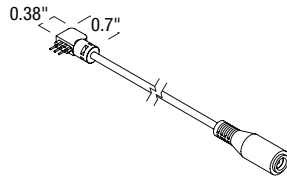
NAL-280BZ: Adjustable Mounting Clip, Bronze - Set of 2

NAL-280C: Adjustable Mounting Clip, Chrome - Set of 2

LED Lightbar PLUS Power Feed Interconnectors and Others

90° Power Line Interconnector

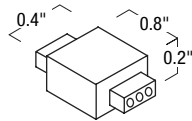
Allows for easy installation in a limited space application. Connects Lightbar PLUS run directly to driver.



NAL-207: 90° - 18" Power Line Interconnector
NAL-207/72: 90° - 72" Power Line Interconnector

Mini Coupler

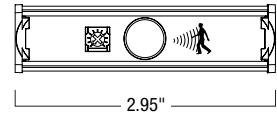
Extends interconnection cables and power line interconnectors.



NAL-220: Mini Coupler

Motion Sensor

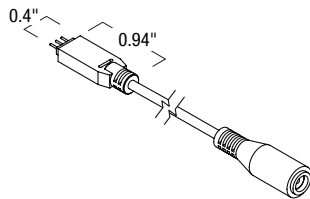
An in-line motion sensor that turns on the power of a run when motion is detected from 4' to 6'. Includes (1) bar to bar joiner, (1) adjustable mounting clip, (1) flat mounting clip, (2) end to end connectors, (1) power line interconnector with switch. **Note:** The included power line interconnector with switch **MUST** be used.



NAL-230A: Motion Sensor, Aluminum
NAL-230BZ: Motion Sensor, Bronze

Power Line Interconnector

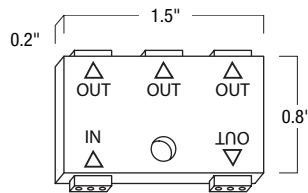
To connect Lightbar PLUS run directly to LED Driver.



NAL-208: 20" Power Line Interconnector
NAL-208/72: 72" Power Line Interconnector

Mini Power Feed Splitter

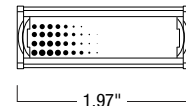
Allows one driver to be split into 4 separate, simultaneous runs. Requires one interconnection cable for each Lightbar PLUS.



NAL-221: Mini Power Feed Splitter

Mini Touch Dimmer

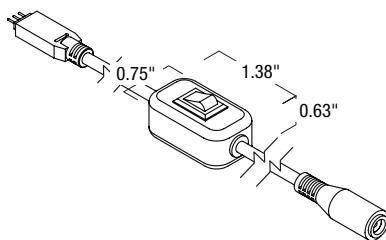
An in-line mini touch dimmer that has multiple functions of dimming and powering the lightbar run on and off. A simple touch on the sensor turns the run on and off, while holding the sensor will dim the light. Includes (1) bar to bar joiner, (1) flat mounting clip, (2) end to end connectors, (1) power line interconnector. **Note:** The included power line interconnector **MUST** be used.



NAL-255A: Mini Touch Dimmer, Aluminum
NAL-255BZ: Mini Touch Dimmer, Bronze

Power Line Interconnector with Switch

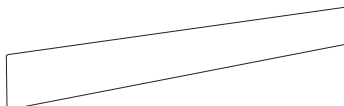
Allows for individual switching on any Lightbar PLUS run. Connects Lightbar run directly to LED Driver.



NAL-212: Power Line Interconnector with Switch

24" Diffuser Lens

Lens softens the LED image and diffuses the light. The lens is available in all Lightbar lengths and simply attached to Lightbars.

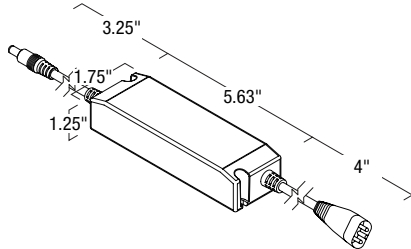


NAL-299/24: 24" Diffuser Lens

LED Lightbar PLUS Drivers

30W 24V Class II Hardwire Electronic LED Driver

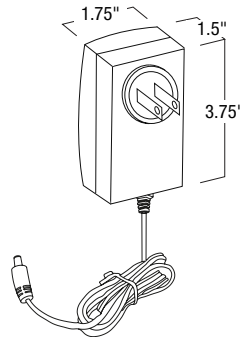
Allows hardwiring Lightbar PLUS run by using NUSP-JBox. Can also be converted into direct plug-in driver by using NRA-6035. Requires power line interconnection cable unless used with NAL-250. Non-Dimmable.



NATL-530HW: 24V 30W Class II Hardwire Driver

24V Direct Plug-In LED Drivers

Allows direct connection a wall outlet with 6' cord and plug. Requires power line interconnection cable unless used with NAL-250. Non-Dimmable.

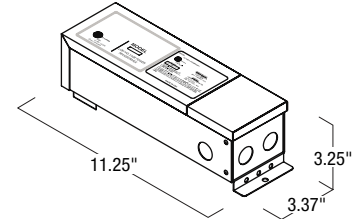


NATL-524: 24V 24W Direct Plug-In LED Driver

NATL-545: 24V 45W Direct Plug-In LED Driver

24V Class II Dimmable Hardwire LED Driver

Allows hardwiring Lightbar PLUS run and dimming with Magnetic Low Voltage Dimmer. Includes 10' power line connector (NALTL-10). Requires power line interconnection cable, cannot be used with NAL-250. Manual reset thermal circuit - secondary side. Integral regulator for constant current and voltage. Can be mounted 30' from start of run.



NMT-48/24C2D1: 120V/24V 48W C2 Dimm. Driver

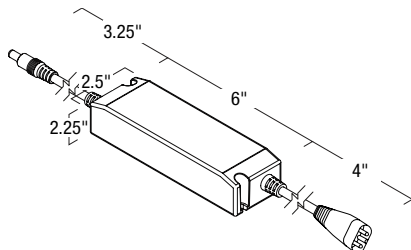
NMT-48/24C2D2: 277V/24V 48W C2 Dimm. Driver

NMT-96/24C2D1: 120V/24V 96W C2 Dimm. Driver

NMT-96/24C2D2: 277V/24V 96W C2 Dimm. Driver

60W 24V Class II Hardwire Electronic LED Driver

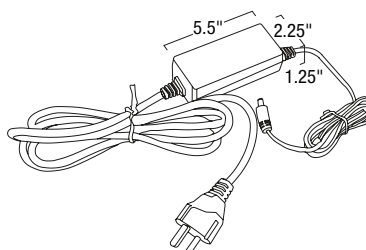
Allows hardwiring Lightbar PLUS run by using NUSP-JBox. Can also be converted into direct plug-in driver by using NRA-6035. Requires power line interconnection cable unless used with NAL-250. Non-Dimmable.



NATL-560HW: 24V 60W Class II Hardwire Driver

96W 24V Direct Plug-In LED Driver

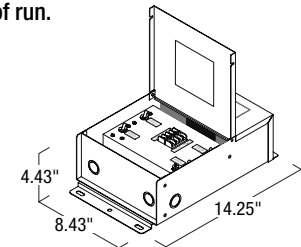
Allows direct connection a wall outlet with 5' cord and plug and 44" power line connector. Requires power line interconnection cable unless used with NAL-250. Non-Dimmable.



NATL-596: 24V 96W Class II Dimmable Driver

300W 24V Class II Dimmable Hardwire LED Driver

Includes three 100W breakers, which allows hardwiring three Lightbar PLUS runs and dimming with Magnetic Low Voltage Dimmer. Includes (3) 10' power line connector (NALTL-10). Requires power line interconnection cable, cannot be used with NAL-250. Manual reset thermal circuit - secondary side. Integral regulator for constant current and voltage. Can be mounted 30' from start of run.

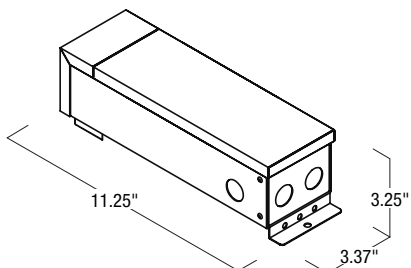


NMT-303/24C2D1: 120V/24V 300W C2 Dimm. Driver

NMT-303/24C2D2: 277V/24V 300W C2 Dimm. Driver

100W 24V Class II Hardwire Electronic LED Driver

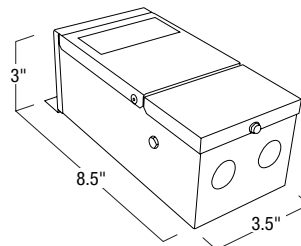
Allows hardwiring Tape Light run. Includes 10' power line connector (NALTL-10). Non-Dimmable.



NATL-5100HW: 24V 100W C2 Hardwire Driver

24V Class II Dimmable Hardwire LED Drivers

Allows hardwiring Lightbar PLUS run and dimming with Magnetic Low Voltage Dimmer. Includes 10' power line connector (NALTL-10). Requires power line interconnection cable, cannot be used with NAL-250. Manual reset thermal circuit - secondary side. Can be mounted 30' from start of run.



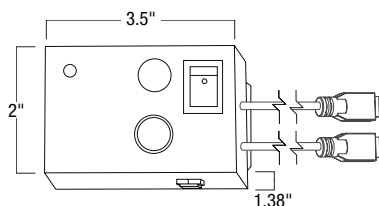
NMT-60/24C2HP: 24V 60W Class II Dimmable Driver

NMT-96/24C2HP: 24V 96W Class II Dimmable Driver

LED Lightbar PLUS Drivers Accessories

Dimmer

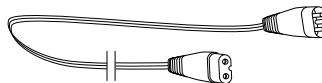
Capable of dimming two separate Lightbar PLUS runs simultaneously. 3 Modes: Dimming Mode, Auto-fading Mode, and Flashing Mode. Includes: (1) Dimmer, (2) 6" Interconnection Cables [NAL-206], (2) End to End Connectors [NAL-201], and 6 mounting screws. Not compatible with NMT Series



NAL-250: Dimmer

Extension Cord for NATL-530HW or NATL-560HW

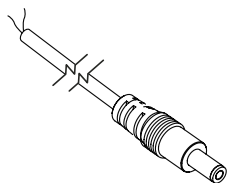
Used to extend length between NUSP-JBox and NATL-530HW or NATL-560HW. Can be joined together to create custom lengths.



NRA-125/6: 6" Flexible Extension Cord
NRA-125/12: 12" Flexible Extension Cord
NRA-125/18: 18" Flexible Extension Cord
NRA-125/72: 72" Flexible Extension Cord

Replacement Power Line Connector

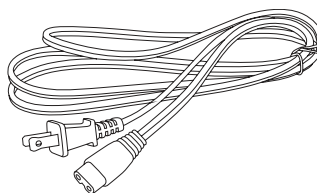
For use with NMT Series and NATL-5100HW. Replaces included 10' lead wire, to allow for 30' or less length between Lightbar PLUS run and LED Driver.



NALTL-10: 10' 24V Power Line Connector
NALTL-30: 30' 24V Power Line Connector

Cord and Plug for NATL-530HW or NATL-560HW

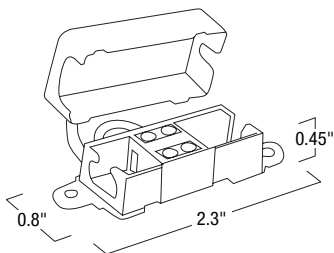
Used to convert NATL-530HW or NATL-560HW into a direct plug-in driver.



NRA-6035W/6: 6' Cord and Plug
NRA-6035W/10: 10' Cord and Plug

Low Voltage Splice Box

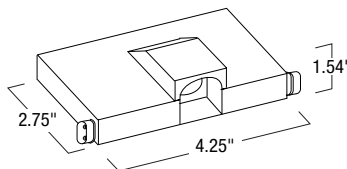
Use to join Romex® low voltage lead to power line connector.



NATL-415: Low Voltage Splice Box

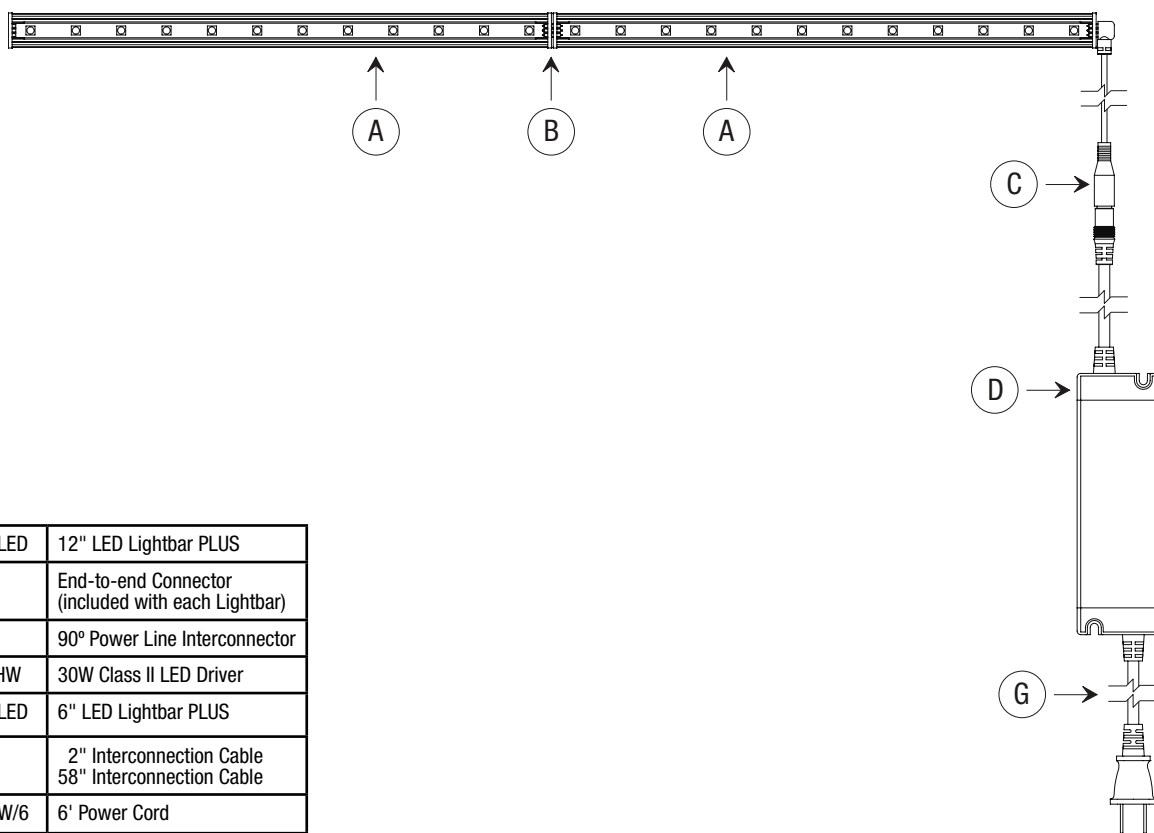
Junction Box for Hardwiring

Required for hardwiring NATL-530HW or NATL-560HW. Can be used to feed to separate runs. Accepts Romex®.



NUSP-JBox: Junction Box for Hardwiring

Sample Layouts



A.	NULB-512LED	12" LED Lightbar PLUS
B.	NAL-200	End-to-end Connector (included with each Lightbar)
C.	NAL-207	90° Power Line Interconnector
D.	NATL-530HW	30W Class II LED Driver
E.	NULB-506LED	6" LED Lightbar PLUS
F.	NAL-202 NAL-258	2" Interconnection Cable 58" Interconnection Cable
G.	NRA-6035W/6	6' Power Cord

