

MASONRY BOXES 2-1/2" AND 3-1/2" DEEP

Applications

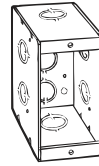
- Masonry boxes are designed to accommodate the mounting of switches or other devices in masonry walls
- 2-1/2" deep box is used on 4" block
- 3-1/2" deep box is used on 6" and 8" block

Product Features

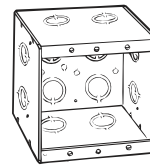
- Rugged welded construction does not fall apart during construction
- Available from one- to six-gang in 2-1/2" or 3-1/2" depths
- Rectangular shape fits square cuts in block
- Have 1/2" and 3/4" concentric KO's for use with a wide variety of wiring methods
- Large volume design allows for additional work room inside the box
- Device ears are formed inside the box, preventing mortar from getting in the device holes
- Low voltage partition 971 will fit all 2-1/2" or 3-1/2" depths
- Standard wall plates cover the box

Compliance

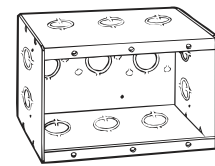
- UL – File E195978 (Cat. #971 not UL Listed)



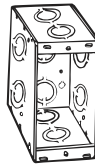
690



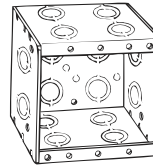
691



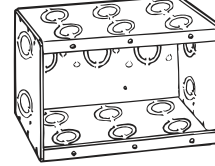
692



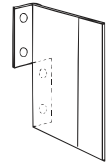
695, 8695



696



697



971

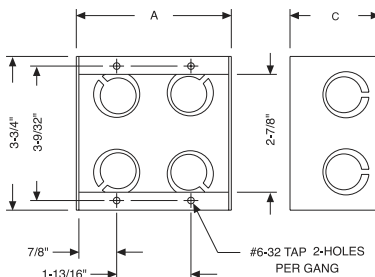
ORDERING INFORMATION - DIMENSIONS

MASONRY BOXES – 2-1/2" DEEP – NONGANGABLE WITH CONDUIT KO'S							
CATALOG NUMBER	NO. OF GANGS	WIDTH	KNOCKOUTS		CU. IN.	STD. PKG.	UPC BAR CODE
			ENDS	BOTTOM			
690	1	1-31/32"	2	2	16.0	25	—
691	2	3-25/32"	4	4	31.8	25	—
692	3	5-19/32"	6	3	47.8	10	—
693	4	7-13/32"	8	4	63.5	10	—
694	5	9-7/32"	10	5	79.5	10	—
960	6	11 1/32"	12	6	95.3	1	—

MASONRY BOXES – 3-1/2" DEEP – NONGANGABLE WITH CONDUIT KO'S							
CATALOG NUMBER	NO. OF GANGS	WIDTH	KNOCKOUTS		CU. IN.	STD. PKG.	UPC BAR CODE
			ENDS	BOTTOM			
695	1	1-31/32"	4	2	22.5	25	—
8695	1	1-31/32"	4	2	22.5	25	
696	2	3-25/32"	8	4	45.0	10	
697	3	5-19/32"	12	3	67.3	10	
698	4	7-13/32"	16	4	89.8	10	—
699	5	9-7/32"	20	5	112.3	10	—
965	6	1-11/32"	24	6	134.8	1	—

LOW VOLTAGE PARTITION FOR MASONRY BOXES			
CATALOG NUMBER	DESCRIPTION	STD. PKG.	UPC BAR CODE
971	For 2-1/2" or 3-1/2" deep boxes	—	25

STEEL MASONRY BOXES



RACO

DIMENSIONS			
CATALOG NUMBER	NO. OF GANGS	A	B
690	1	1-31/32"	2-1/2"
691	2	3-25/32"	2-1/2"
692	3	5-9/16"	2-1/2"
693	4	7-13/32"	2-1/2"
694	5	9-7/32"	2-1/2"
960	6	1-11/32"	2-1/2"
695, 8695	1	1-31/32"	3-1/2"
696	2	3-25/32"	3-1/2"
697	3	5-9/16"	3-1/2"
698	4	7-13/32"	3-1/2"
699	5	9-7/32"	3-1/2"
965	6	1-11/32"	3-1/2"