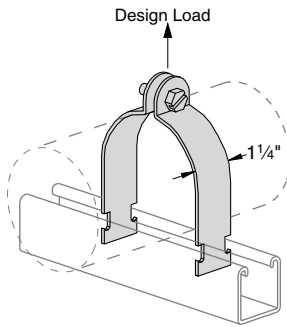


# PIPE & CONDUIT CLAMPS

Finish: Electro-galvanized Order By: No. and Finish

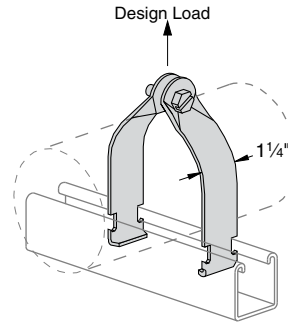
## PS 1000 – EMT Conduit Clamp



NOTE: For EMT larger than 2" use PS 1100

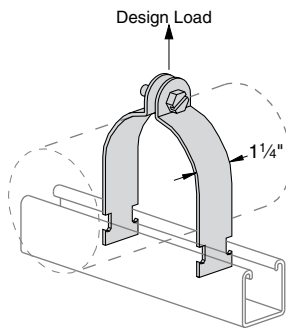
EMT Size	Stock Thickness	Hanging Load Rating/lbs.	Wt./ 100 pcs
1/2"	.060	400	11
3/4"	.060	400	12
1"	.075	600	15
1 1/4"	.075	600	18
1 1/2"	.105	800	29
2"	.105	800	33

## PS 1300 – Universal Clamp for EMT, IMC & GRC



Nom Size	Fits O.D.	Stock Thickness	Hanging Load Rating/lbs.	Wt./ 100 pcs
1/2"	.706-.840	.060	250	10
3/4"	.922-1.050	.060	400	11
1"	1.163-1.315	.060	400	12
1 1/4"	1.510-1.660	.075	400	18
1 1/2"	1.740-1.900	.075	500	20
2"	2.197-2.375	.075	500	22

## PS 1100, PS 1116, PS 1117 – Standard Pipe Clamp (GRC, IMC and SCH 40/SCH 80 steel pipe)



Material and finish are specified as:

- 1100 ALM** .. Alum. clamp, EG fasteners
- 1100 HDG** .. HDG Clamp, Stainless Steel fasteners
- 1116** ..... Alum. clamp and fasteners
- 1117** ..... Alum. clamp, Stainless Steel fasteners
- 1100SS** ..... Stainless Steel clamp and fasteners

Pipe Size	Stock Thickness	Hanging Load Rating/lbs.	Wt./ 100 pcs
3/8"	.060	400	10
1/2"	.060	400	11
3/4"	.075	600	15
1"	.075	600	17
1 1/4"	.075	600	19
1 1/2"	.105	800	29
2"	.105	800	34
2 1/2"	.105	800	40
3"	.105	800	47
3 1/2"	.125	1,000	62
4"	.125	1,000	67
5"	.125	1,000	80
6"	.135	1,000	102
8"	.135	1,000	130
10"	.135	1,000	143
12"	.135	1,000	174