

Bring Power and Communication Services Directly to the Workstation



Protection from
water, dirt,
and debris.

Flush Style Poke-Thru Devices from Wiremold/Legrand are an excellent solution for bringing power, communication, and audio/video services to the workstation in an open space, above-grade floor environment. All Wiremold/Legrand Flush Style Poke-Thru Devices come with built-in TopGuard™ protection, an industry-leading design that meets and exceeds UL scrub water exclusion requirements for tile and carpet floors. Topguard protection prevents water, dirt, or debris from entering not just the power devices, but also the communication devices.


All Wiremold/Legrand Flush Style Poke-Thru Devices can be installed on tile, carpet, or wood covered floors. Each of these devices provides an excellent solution for both new or retrofit construction, with typical applications that include office buildings, airports, malls, shopping centers, libraries, and schools.




RC7 Flush Poke-Thru Series




AV3 Flush Poke-Thru Series



RC3 Flush Poke-Thru Series



RC4 Flush Poke-Thru Series

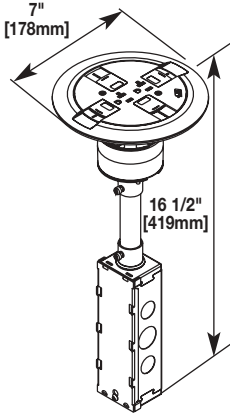
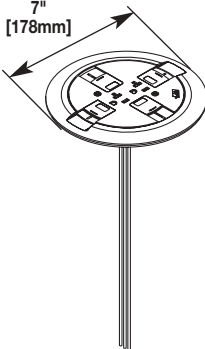


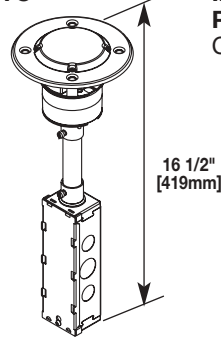
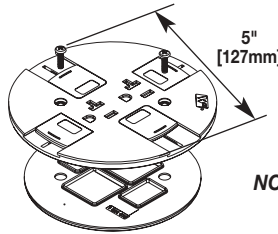

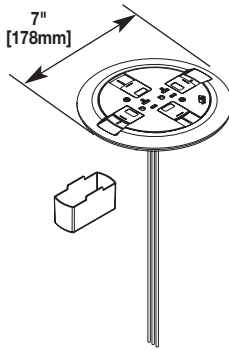
AMD8 All Communication
Flush Poke-Thru Series

Features & Benefits

- **The new AV3 Series is specifically designed to meet the growing needs of the audio and video market.** The AV3 Series accepts the Extron® MAAP Series mini architectural adapter plates. The MAAP line includes passive A/V connector plates that support a wide variety of video, audio, control, voice and data connectors, as well as active modules such as VGA line drivers, audio buffers and twisted pair transmitters. (Extron devices sold separately only through authorized Extron dealers.)
- **The new AMD8 Series is designed to meet the growing need for more communication capacity at the workstation.** The AMD8 is the largest capacity all communication poke-thru device on the market, providing up to 8-ports for communication devices. The AMD8 is a flush style device with individual slide covers to prevent water, dirt and debris from entering the communication devices.
- **TopGuard Protection.** Integral design component that prevents water, dirt and debris from entering power and communication compartments. Whenever you see the TopGuard protection icon on any Wiremold product, you'll know it meets and exceeds UL scrub water exclusion requirements for tile and carpet floors.
- **UL Listed and UL Fire Classified to U.S. and Canadian safety standards for tile and terrazzo.** Includes the new UL requirements under UL514A and UL 514C for the scrub water exclusion test for carpet and wood covered floors.
- **Multiple service capability.** RC7, RC3, and RC4 Series provide power and communication services. The RC3 and RC4 Series provide for use of flush or recessed fiber optic devices. Eliminates the cost of a second poke-thru to accommodate additional services.
- **Provides flexibility with a single poke-thru unit.** 20A duplex receptacle in the RC3, and the RC7 Series can be wired as standard or isolated ground receptacle. Two 20A duplex power receptacles in the RC4 Series are wired with a 6-wire system with individual neutral and ground wires, and can be wired for standard or isolated ground. RC9 quad 15A receptacle can also be wired as standard or isolated ground receptacle.
- **Individual slide covers.** Protects power and communication devices. Power slide covers snap back into place when receptacle is not in use. Activate either power or communication services, simultaneously or individually. RC9AMD and AMD8 Series Poke-Thru Devices are the only all communication poke-thru devices available with slide cover protection.
- **Datacom connectivity options.** Accepts industry standard and proprietary devices from a wide range of manufacturers to provide a seamless and aesthetically pleasing interface for voice, data, audio, and video applications at the point-of-use.
- **"Step-on-it" installation.** Quick and easy installation without the need for additional fasteners or a second installer.
- **Suitable for use in air handling spaces.** In accordance with Sec 300-22(C) of the National Electrical Code.
- **Meets ADA Accessibility Guidelines.** Wide trim flange on the product is designed to meet the ADA Accessibility Guidelines as it pertains to ADA Standard 4.5 which addresses changes in floor and ground surface levels. The poke-thru trim flanges are beveled so the slope is no greater than 1:2 ratio.
- **Fire rated for up to 2-hour rated floors.** Maintains the fire classification of the floor.

RC7 Series Ordering Information

Catalog No./Item	Description/Specifications																
<table border="1" style="width: 100%; border-collapse: collapse;"> <thead> <tr> <th colspan="4">Catalog Number Explanation</th> </tr> <tr> <th colspan="4">RC7ATCAL</th> </tr> <tr> <th style="width: 25%;">RC7</th> <th style="width: 25%;">A</th> <th style="width: 25%;">TC</th> <th style="width: 25%;">AL</th> </tr> </thead> <tbody> <tr> <td style="font-size: small;">Identifies Poke-Thru Series</td> <td style="font-size: small;">Identifies Assembled Unit (A) or Cover (C)</td> <td style="font-size: small;">Identifies that Unit is Approved for Tile and Carpet Floors</td> <td style="font-size: small;">Identifies Color of Cover Assembly (See below for details)</td> </tr> </tbody> </table>		Catalog Number Explanation				RC7ATCAL				RC7	A	TC	AL	Identifies Poke-Thru Series	Identifies Assembled Unit (A) or Cover (C)	Identifies that Unit is Approved for Tile and Carpet Floors	Identifies Color of Cover Assembly (See below for details)
Catalog Number Explanation																	
RC7ATCAL																	
RC7	A	TC	AL														
Identifies Poke-Thru Series	Identifies Assembled Unit (A) or Cover (C)	Identifies that Unit is Approved for Tile and Carpet Floors	Identifies Color of Cover Assembly (See below for details)														
<p> RC7ATCGY* RC7ATCBK* RC7ATCAL* RC7ATCBS* RC7ATCVY* RC7ATCAB* RC7ATCAA* </p> 	<p>Assembled Unit – Prewired 20A duplex receptacle can be wired as standard duplex or isolated ground. Wiremold Open System unloaded inserts to accept two discrete keystone connectors from most manufacturers are provided.</p> <ul style="list-style-type: none"> • Includes 2 Cat 6 TechChoice™ discrete keystone connectors. • Ortronics TracJack bezels. 																
<p> RC7CTCGY* RC7CTCBK* RC7CTCAL* RC7CTCBS* RC7CTCVY* RC7CTCAB* RC7CTCAA* </p> 	<p>Finish Flange and Slide Holder Assembly – Prewired 20A duplex can be wired as standard duplex or isolated ground. Wiremold Open system unloaded inserts to accept two discrete keystone connectors from most manufacturers are provided.</p> <ul style="list-style-type: none"> • Includes 2 Cat 6 TechChoice™ discrete keystone connectors. • Ortronics TracJack bezels. 																

Catalog No./Item	Description/Specifications
<p>RC7STC</p> 	<p>Insert Assembly with Disposable Plate – Use with RC7C Series Covers to complete installation.</p>
<p> RC7SHTCBK RC7SHTCGY RC7SHTCBS RC7SHTCVY </p> 	<p>Nonmetallic Slide Holder Assembly – Available in black (BK), gray (GY), ivory (VY), and nonmetallic brass (BS).</p> <p><i>NOTE: Assembled with scrub water gasket. For use on tile or carpet floors.</i></p>
<p> COM50 COM75 </p> 	<p>Communication Adapter – For two 1/2" trade size conduit connections (COM50). For two 3/4" trade size conduit connections (COM75).</p> <p><i>NOTE: No additional capacity with COM75.</i></p>
<p> RC7KTCGY* RC7KTCBK* RC7KTCAL* RC7KTCBS* </p> 	<p>Retrofit Kit – Used to upgrade existing installations of RC7 Poke-Thru Devices on carpet floors to meet scrub water requirements. Includes 20A duplex receptacle that can be wired as a standard duplex or isolated ground, two Category 6 TechChoice™ discrete keystone connectors, and two Ortronics TracJack mounting bezels. Also includes scrub water finish flange and slide holder assembly. Kit also includes duplex receptacle barrier. Old barrier must be replaced with new. See installation instructions with retrofit kit for complete installation details.</p>

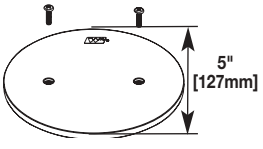
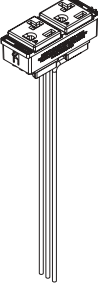
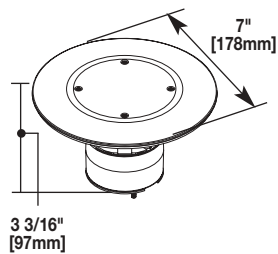
NOTE: Assembled with scrub water gasket. For use on tile or carpet floors. See page 17 for specifications.

* Poke-Thru Devices on this page are available in some or all of the following cover color options as indicated by the part numbers:

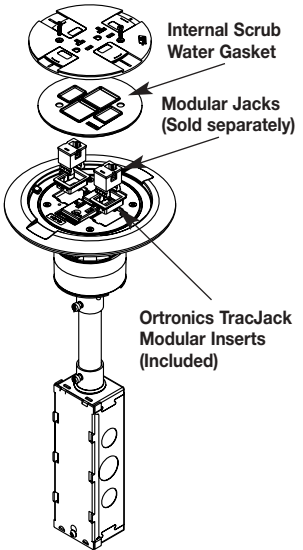
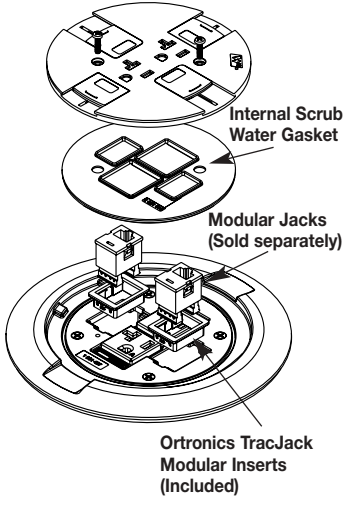
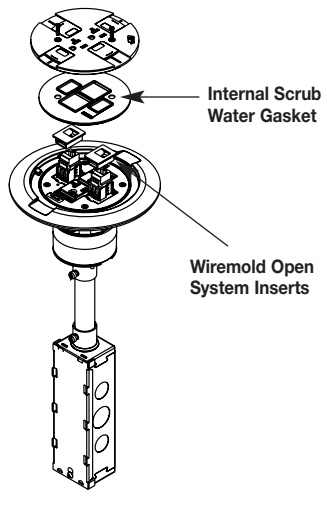
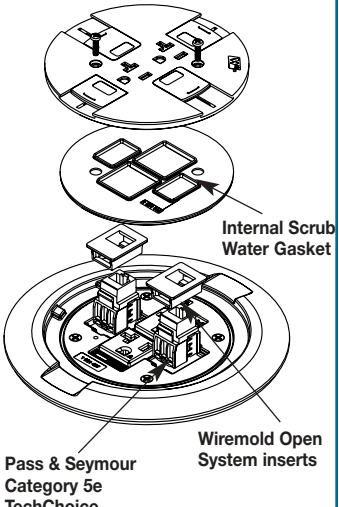
- GY** – Gray painted flange with gray nonmetallic cover,
- BK** – Black painted flange with black nonmetallic cover,
- VY** – Ivory painted flange with ivory nonmetallic cover,
- AL** – Brushed Aluminum flange with black nonmetallic cover
- BS** – Brushed Brass flange with black nonmetallic cover
- AA** – Brushed Aluminum flange with aluminum-colored nonmetallic cover
- AB** – Brushed Brass flange with brass-colored nonmetallic cover

Where applicable, slide covers match the cover color.

RC7 Series Ordering Information (Continued)

Catalog No./Item	Description/Specifications
<p>RC7APTCBK RC7APTCGY</p> 	<p>Abandonment Plate – Abandonment available in black (BK), gray (GY).</p> <p>NOTE: To abandon the RC7 Series Poke-Thru Device, the internal gasket, duplex receptacle, and communication modules must not be removed in order to maintain UL Classification. Also the stem must remain in the core-drilled hole.</p>
<p>RC37REC RC37REC-25</p> 	<p>Replacement Receptacle – Prewired snap-in 20A receptacle can be wired as standard duplex or isolated ground. Available only in black. See installation instructions with replacement receptacle for complete installation details. The RC37REC-25 is available with 25 foot leads and can be wired as standard duplex or isolated ground.</p> <p>NOTE: The 20A duplex receptacle supplied with the new scrub water version RC7 Poke-Thru Device is proprietary and can only be replaced with the RC37REC or RC37REC-25.</p>
<p>ABPLUG3</p> 	<p>Abandonment Plug Assembly – Complete plug assembly for abandoning an open 3" [76mm] cored-hole. Assembly includes intumescent fire-stop material to maintain the fire-classification of the floor, integral retainer ring to prevent the unit from pulling up through the floor, and a black die-cast aluminum cover.</p> <p>NOTE: See page 17 for specifications.</p>

RC7 Series Poke-Thru Exploded Views

Ortronics	Ortronics	Pass & Seymour	Pass & Seymour
 <p>Internal Scrub Water Gasket Modular Jacks (Sold separately) Ortronics TracJack Modular Inserts (Included)</p>	 <p>Internal Scrub Water Gasket Modular Jacks (Sold separately) Ortronics TracJack Modular Inserts (Included)</p>	 <p>Internal Scrub Water Gasket Wiremold Open System Inserts</p>	 <p>Internal Scrub Water Gasket Wiremold Open System inserts Pass & Seymour Category 5e TechChoice (Included)</p>
<p>RC7A Assembled Unit shown with two Ortronics TracJack modular inserts. (Modular Jacks not included.)</p>	<p>RC7C Cover Assembly shown with Ortronics TracJack bezel and two TracJack modular inserts. (Modular Jacks not included.)</p>	<p>RC7A Assembled Unit shown with two Pass & Seymour Category 5e keystone jacks. (Included)</p>	<p>RC7C Cover Assembly comes with Pass & Seymour keystone jacks. (Included)</p>

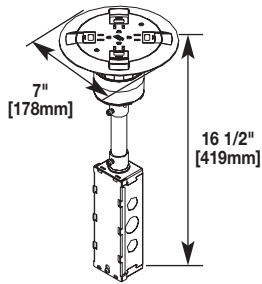
RC9 Series Ordering Information

Catalog No./Item		Description/Specifications		
Catalog Number Explanation				
RC9A15TCGY				
RC9	A	15	TC	GY
Identifies Poke-Thru Series	Identifies Assembled Unit (A) or Cover (C)	Identifies 15A Quad Power Receptacle	Identifies that Unit is Approved for Tile and Carpet Floors	Identifies Color of Cover Assembly (See below for details)

RC9A15TCGY*
RC9A15TCBK*
RC9A15TCAL*
RC9A15TCBS*
RC9A15TCAB*
RC9A15TCVY*

Poke-Thru Assembly – Prewired 15A quad receptacle can be wired as standard quad receptacle or isolated ground. Unit also includes two openings for pass-through capability for one 4-pair Category 5e or Category 6 cable per opening.

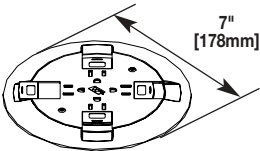
NOTE: Assembled with scrub water gasket. For use on tile or carpet floors.

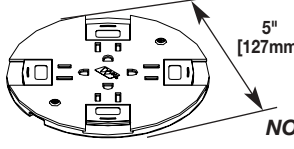


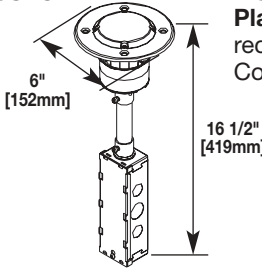
RC9CTCGY*
RC9CTCBK*
RC9CTCAL*
RC9CTCBS*
RC9CTCAB*
RC9CTCVY*

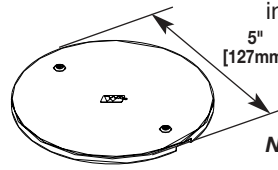
Finish Flange & Slide Holder Assembly – Cover assembly includes two openings for pass-through capability for one 4-pair Category 5e or Category 6 cable per opening.

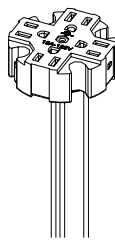
NOTE: Assembled with scrub water gasket. For use on tile or carpet floors.

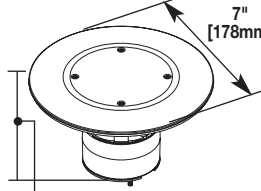


Catalog No./Item	Description/Specifications
RC9SHTCGY RC9SHTCBK RC9SHTCBS RC9SHTCVY	Nonmetallic Slide Holder Assembly – Available in gray (GY), black (BK), ivory (VY), and nonmetallic brass (BS).  NOTE: Assembled with scrub water gasket. For use on tile or carpet floors.

RC9STC	Insert Assembly with Disposable Plate – Includes prewired 15A quad receptacle. use with RC9C Series Covers to complete installation. 
---------------	---

RC9APTCBK	Abandonment Plate – Abandonment available in black (BK).  NOTE: To abandon the RC9 Series Poke-Thru Device, the internal gasket and quad receptacle must not be removed in order to maintain UL Classification. Also, the stem must remain in the core-drilled hole.
------------------	---

RC9REC	Replacement Receptacle – Prewired 15A quad receptacle can be wired as standard receptacle or isolated ground. Available only in black. See installation instructions with replacement receptacle for complete installation details. 
---------------	--

ABPLUG3	Abandonment Plug Assembly – Complete plug assembly for abandoning an open 3" [76mm] cored-hole. Assembly includes intumescent fire-stop material to maintain the fire-classification of the floor, integral retainer ring to prevent the unit from pulling up through the floor, and a black die-cast aluminum cover.  NOTE: See page 17 for specifications.
----------------	--

* Poke-Thru Devices on this page are available in some or all of the following cover color options as indicated by the part numbers:
GY – Gray painted flange with gray nonmetallic cover,
BK – Black painted flange with black nonmetallic cover,
VY – Ivory painted flange with ivory nonmetallic cover,
AL – Brushed Aluminum flange with black nonmetallic cover
BS – Brushed Brass flange with black nonmetallic cover
AA – Brushed Aluminum flange with aluminum-colored nonmetallic cover
AB – Brushed Brass flange with brass-colored nonmetallic cover
 Where applicable, slide covers match the cover color.

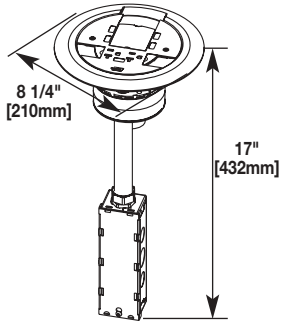
AV3 Audio/Video Flush Style Series Ordering Information

Catalog No./Item Description/Specifications

Catalog Number Explanation AV3ATCAL			
AV3	A	TC	AL
Identifies Poke-Thru Series	Identifies Assembled Unit (A) or Cover (C)	Identifies that Unit is Approved for Tile and Carpet Floors	Identifies Color of Cover Assembly (See below for details)

AV3ATCGY*
AV3ATCBK*
AV3ATCAL*
AV3ATCAA*
AV3ATCBS*
AV3ATCAB*
AV3ATCVY*

Assembled Unit – A/V device includes one prewired 20A duplex receptacle which can be wired as a standard receptacle or isolated ground.



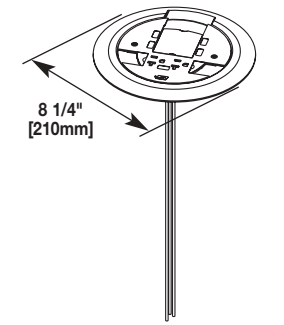
- Includes one Extron bezel to accept Extron MAAP mini architectural adapter plates. (Extron devices sold separately, only through authorized Extron dealers).
- Includes Ortronics TracJack and Series II mounting bezels.
- Includes Wiremold Open System bezels and inserts.

NOTE: Assembled with scrub water gasket. For use on tile or carpet floors.

NOTE: Modular Jacks sold separately.

AV3CTCGY*
AV3CTCBK*
AV3CTCAL*
AV3CTCAA*
AV3CTCBS*
AV3CTCAB*
AV3CTCVY*

Finish Flange & Slide Holder Assembly – Includes one prewired 20A duplex receptacle which can be wired as a standard receptacle or isolated ground.



- Includes one Extron bezel to accept Extron MAAP mini architectural adapter plates. (Extron devices sold separately, only through authorized Extron dealers).
- Includes Ortronics TracJack and Series II mounting bezels.
- Includes Wiremold Open System bezels and inserts.

NOTE: Assembled with scrub water gasket. For use on tile or carpet floors.

NOTE: Modular Jacks sold separately.

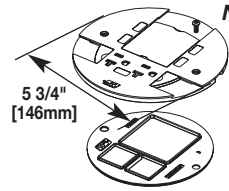
* Poke-Thru Devices on this page are available in some or all of the following cover color options as indicated by the part numbers:
GY – Gray painted flange with gray nonmetallic cover,
BK – Black painted flange with black nonmetallic cover,
VY – Ivory painted flange with ivory nonmetallic cover,
AL – Brushed Aluminum flange with black nonmetallic cover
BS – Brushed Brass flange with black nonmetallic cover
AA – Brushed Aluminum flange with aluminum-colored nonmetallic cover
AB – Brushed Brass flange with brass-colored nonmetallic cover
 Where applicable, slide covers match the cover color.

NOTE: See page 17 for specifications.

Catalog No./Item Description/Specifications

AV3SHTCGY
AV3SHTCBK
AV3SHTCAL
AV3SHTCBS
AV3SHTCVY

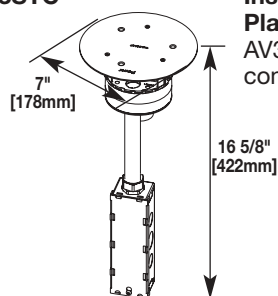
Nonmetallic Slide Holder Assembly – Available in gray (GY), black (BK), ivory (VY), aluminum colored (AL), brass colored (BS).



NOTE: Assembled with scrub water gasket. For use on tile or carpet floors.

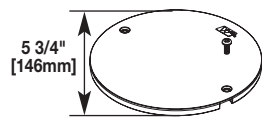
AV3STC

Insert Assembly with Disposable Plate – Use with AV3C and AV3CRT Series covers to complete installation.



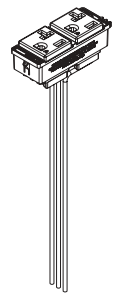
AV3APTCGY
AV3APTCBK

Abandonment plate – Abandonment available in black (BK) and gray (GY).



RC37REC
RC37REC-25

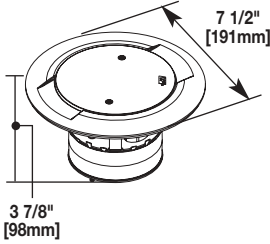
Replacement Receptacle – Prewired snap-in 20A receptacle can be wired as standard duplex or isolated ground. Available only in black. See installation instructions with replacement receptacle for complete installation details. The RC37REC-25 is available with 25 foot leads and can be wired as standard duplex or isolated ground.



NOTE: The 20A duplex receptacle supplied with the scrub water version AV3 Poke-Thru Device is proprietary and can only be replaced with the RC37REC or RC37REC-25.

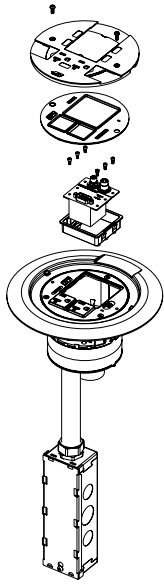
ABPLUG4

Abandonment Plug Assembly – Complete plug assembly for abandoning an open 4" [102mm] cored-hole. Assembly includes intumescent fire-stop material to maintain the fire-classification of the floor, integral retainer ring to prevent the unit from pulling up through the floor, and a black die-cast aluminum cover.



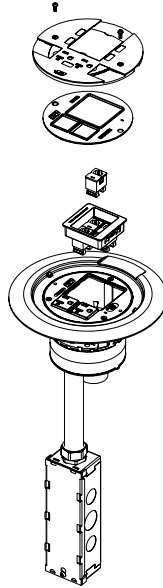
AV3 Audio/Video Series Poke-Thru Exploded Views

Extron MAAP Series mini architectural devices



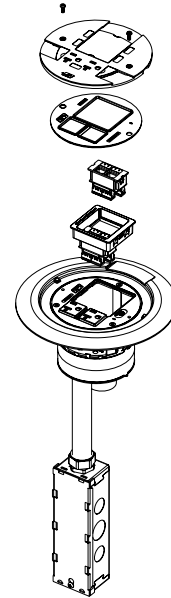
AV3 Assembled Unit shown with Extron bezel and Extron MAAP Series mini architectural adapter plates and devices. Extron MAAP devices sold separately and only through authorized Extron dealers.

Ortronics



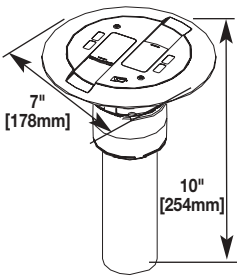
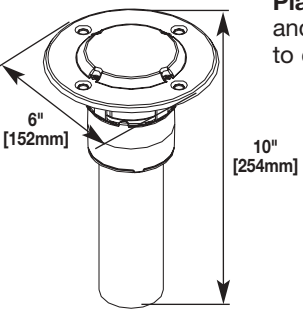
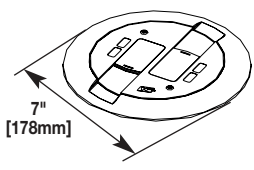
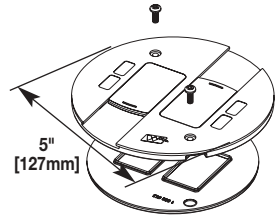
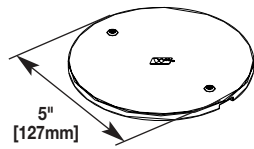
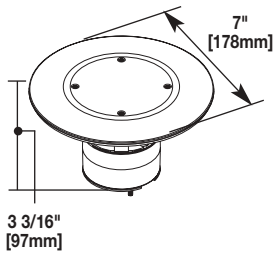
AV3ART Assembled Unit shown with TracJack Category 5e modular jacks (Jacks not included).

Pass & Seymour



AV3 Assembled Unit shown with Pass & Seymour Category 5e modular jacks (Jacks not included).

RC9AMD Series Ordering Information

Catalog No./Item	Description/Specifications												
<table border="1" style="width: 100%; border-collapse: collapse; margin-bottom: 10px;"> <thead> <tr> <th colspan="4" style="text-align: center; padding: 5px;">Catalog Number Explanation RC9AMDTGCGY</th> </tr> <tr> <th style="width: 25%; padding: 5px;">RC9</th> <th style="width: 25%; padding: 5px;">AMD</th> <th style="width: 25%; padding: 5px;">TC</th> <th style="width: 25%; padding: 5px;">GY</th> </tr> </thead> <tbody> <tr> <td style="font-size: 8px; padding: 5px;">Identifies Poke-Thru Series</td> <td style="font-size: 8px; padding: 5px;">Identifies Assembled Unit (A) or Cover (C)</td> <td style="font-size: 8px; padding: 5px;">Identifies that Unit is Approved for Tile and Carpet Floors</td> <td style="font-size: 8px; padding: 5px;">Identifies Color of Cover Assembly (See below for details)</td> </tr> </tbody> </table> <p>RC9AMDTGCGY* RC9AMDTCBK* RC9AMDTCAL* RC9AMDTCBS* RC9AMDTCAB* RC9AMDTCVY* RC9AMDTCAA*</p>  <p style="font-size: 8px;">NOTE: Modular Jacks sold separately.</p>	Catalog Number Explanation RC9AMDTGCGY				RC9	AMD	TC	GY	Identifies Poke-Thru Series	Identifies Assembled Unit (A) or Cover (C)	Identifies that Unit is Approved for Tile and Carpet Floors	Identifies Color of Cover Assembly (See below for details)	<p>Poke-Thru Assembly – All communication device accepts up to four UTP connectors.</p> <ul style="list-style-type: none"> Includes with bezels to accept 4 Ortronics TracJack modular jacks and 2 Ortronics Series II modular jacks. (Sold separately.) Wiremold Open System Inserts. <p style="font-size: 8px;">NOTE: Assembled with scrub water gasket. For use on tile or carpet floors</p>
Catalog Number Explanation RC9AMDTGCGY													
RC9	AMD	TC	GY										
Identifies Poke-Thru Series	Identifies Assembled Unit (A) or Cover (C)	Identifies that Unit is Approved for Tile and Carpet Floors	Identifies Color of Cover Assembly (See below for details)										
<p>RC9AM2STC</p> 	<p>Insert Flange with Disposable Plate – Use with RC9C, RC9CMD, and RC9CMDRT Series Covers to complete installation.</p>												
<p>RC9CMDTCGY* RC9CMDTCBK* RC9CMDTCAL* RC9CMDTCBS* RC9CMDTCAB* RC9CMDTCVY*</p>  <p style="font-size: 8px;">NOTE: Modular Jacks sold separately.</p>	<p>Finish Flange & Slide Holder Assembly –</p> <ul style="list-style-type: none"> Includes with bezels to accept 4 Ortronics TracJack modular jacks and 2 Ortronics Series II modular jacks. (Sold separately.) Wiremold Open System inserts. <p style="font-size: 8px;">NOTE: Assembled with scrub water gasket. For use on tile or carpet floors</p>												
<p>RC9SHMDTCGY RC9SHMDTCBK RC9SHMDTCBS RC9SHMDTCVY</p> 	<p>Nonmetallic Slide Holder Assembly– available in black (BK), gray (GY), ivory (VY), and nonmetallic brass (BS).</p>												
<p>RC9APTCBK</p> 	<p>Abandonment Plate – Abandonment available in black (BK).</p> <p style="font-size: 8px;">NOTE: To abandon the RC9 Series Poke-Thru Device, the internal gasket and quad receptacle must not be removed in order to maintain UL Classification. Also, the stem must remain in the core-drilled hole.</p>												
<p>ABPLUG3</p> 	<p>Abandonment Plug Assembly – Complete plug assembly for abandoning an open 3" [76mm] cored-hole. Assembly includes intumescent fire-stop material to maintain the fire-classification of the floor, integral retainer ring to prevent the unit from pulling up through the floor, and a black die-cast aluminum cover.</p>												

* Poke-Thru Devices on this page are available in some or all of the following cover color options as indicated by the part numbers:
GY – Gray painted flange with gray nonmetallic cover,
BK – Black painted flange with black nonmetallic cover,
VY – Ivory painted flange with ivory nonmetallic cover,
AL – Brushed Aluminum flange with black nonmetallic cover
BS – Brushed Brass flange with black nonmetallic cover
AA – Brushed Aluminum flange with aluminum-colored nonmetallic cover
AB – Brushed Brass flange with brass-colored nonmetallic cover
 Where applicable, slide covers match the cover color.

NOTE: See page 17 for specifications.

RC9AMD Series Poke-Thru Exploded Views

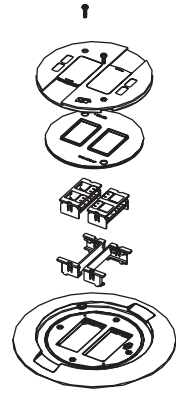
Pass & Seymour

*RC9AMDTC Assembled Unit shown with two Pass & Seymour Category 5e modular jacks.
(Modular Jacks sold separately.)*



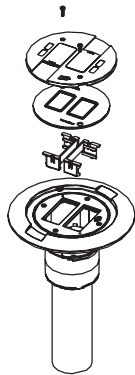
Pass & Seymour

*RC9CMDTC Cover Assembly shown with Wiremold open system inserts.
(Modular Jacks sold separately.)*



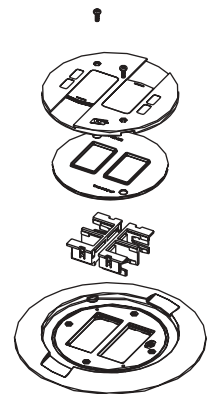
Ortronics

*RC9AMDRTTTC Assembled Unit shown with two Ortronics Series II Bezels.
(Modular jacks not included.)*

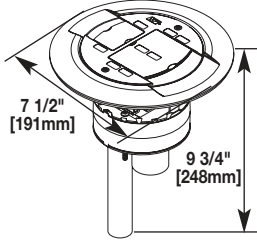
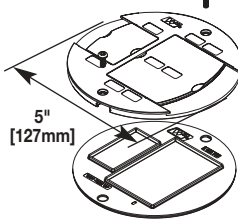
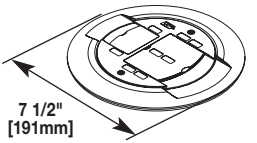
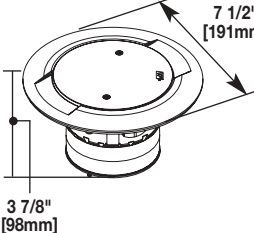
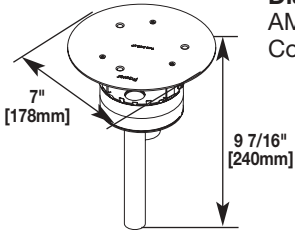
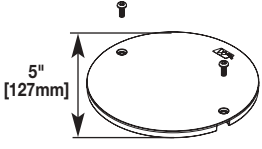


Ortronics

*RC9CMDRTTC Cover Assembly shown with two Ortronics TracJack bezels.
(Modular jacks not included.)*



AMD8 All Communication Flush Style Series Ordering Information

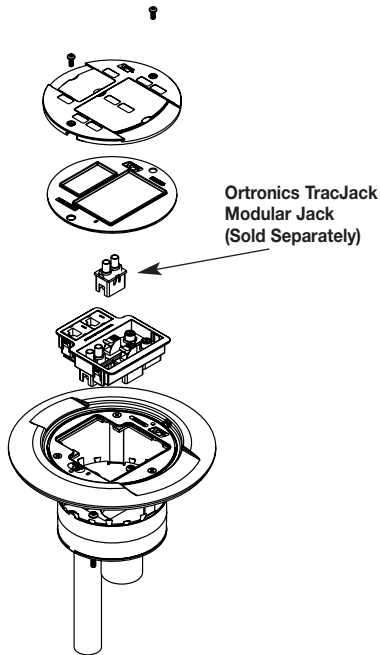
Catalog No./Item	Description/Specifications												
<table border="1" style="width: 100%; border-collapse: collapse; margin-bottom: 10px;"> <thead> <tr> <th colspan="4" style="text-align: center;">Catalog Number Explanation AMD8ATCAL</th> </tr> <tr> <th style="width: 25%;">AMD8</th> <th style="width: 25%;">A</th> <th style="width: 25%;">TC</th> <th style="width: 25%;">AL</th> </tr> </thead> <tbody> <tr> <td style="font-size: small;">Identifies Poke-Thru Series</td> <td style="font-size: small;">Identifies Assembled Unit (A) or Cover (C)</td> <td style="font-size: small;">Identifies that Unit is Approved for Tile and Carpet Floors</td> <td style="font-size: small;">Identifies Color of Cover Assembly (See below for details)</td> </tr> </tbody> </table> <p>AMD8ATCGY* AMD8ATCBK* AMD8ATCAL* AMD8ATAA* AMD8ATCBS* AMD8ATCAB* AMD8ATCVY*</p>  <p>Poke-Thru Assembly – All communication device accepts up to eight UTP, fiber optic, audio, or video connectors.</p> <ul style="list-style-type: none"> Includes with bezels to accept 8 Ortronics TracJack inserts and 4 Ortronics Series II inserts. (Devices sold separately.) Wiremold Open System bezels and inserts. <p>NOTE: Assembled with scrub water gasket. For use on tile or carpet floors.</p> <p>NOTE: Modular Jacks sold separately.</p>	Catalog Number Explanation AMD8ATCAL				AMD8	A	TC	AL	Identifies Poke-Thru Series	Identifies Assembled Unit (A) or Cover (C)	Identifies that Unit is Approved for Tile and Carpet Floors	Identifies Color of Cover Assembly (See below for details)	<p>AMD8SHTCGY AMD8SHTCBK AMD8SHTCAL AMD8SHTCBS AMD8SHTCVY</p>  <p>Nonmetallic Slide Holder Assembly – Available in gray (GY), black (BK), ivory (VY), aluminum colored (AL), brass colored (BS).</p> <p>NOTE: Assembled with scrub water gasket. For use on tile or carpet floors.</p>
Catalog Number Explanation AMD8ATCAL													
AMD8	A	TC	AL										
Identifies Poke-Thru Series	Identifies Assembled Unit (A) or Cover (C)	Identifies that Unit is Approved for Tile and Carpet Floors	Identifies Color of Cover Assembly (See below for details)										
<p>AMD8CTCGY* AMD8CTCBK* AMD8CTCAL* AMD8CTCAA* AMD8CTCBS* AMD8CTCAB* AMD8CTCVY*</p>  <p>Finish Flange & Slide Holder Assembly –</p> <ul style="list-style-type: none"> Includes with bezels to accept 8 Ortronics TracJack inserts and 4 Ortronics Series II inserts. (Devices sold separately.) Wiremold Open System bezels and inserts. <p>NOTE: Assembled with scrub water gasket. For use on tile or carpet floors.</p> <p>NOTE: Modular Jacks sold separately.</p>	<p>ABPLUG4</p>  <p>Abandonment Plug Assembly – Complete plug assembly for abandoning an open 4" [102mm] cored-hole. Assembly includes intumescent fire-stop material to maintain the fire-classification of the floor, integral retainer ring to prevent the unit from pulling up through the floor, and a black die-cast aluminum cover.</p>												
<p>AMD8STC</p>  <p>Insert Assembly with Disposable Plate – Use with AMD8C and AMD8CRT Series Covers to complete installation.</p>	<p>AMD8APT</p>  <p>Abandonment plate – Abandonment available in black (BK) and gray (GY).</p>												

NOTE: See page 17 for specifications.

* *Poke-Thru Devices on this page are available in some or all of the following cover color options as indicated by the part numbers:*
GY – Gray painted flange with gray nonmetallic cover,
BK – Black painted flange with black nonmetallic cover,
VY – Ivory painted flange with ivory nonmetallic cover,
AL – Brushed Aluminum flange with black nonmetallic cover
BS – Brushed Brass flange with black nonmetallic cover
AA – Brushed Aluminum flange with aluminum-colored nonmetallic cover
AB – Brushed Brass flange with brass-colored nonmetallic cover
 Where applicable, slide covers match the cover color.

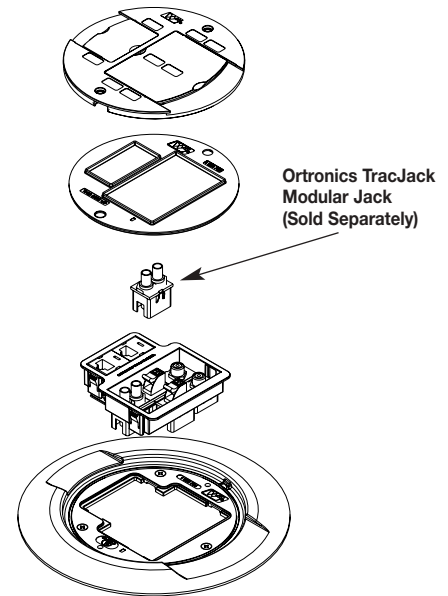
AMD8 All Communication Series Poke-Thru Exploded Views

Ortronics



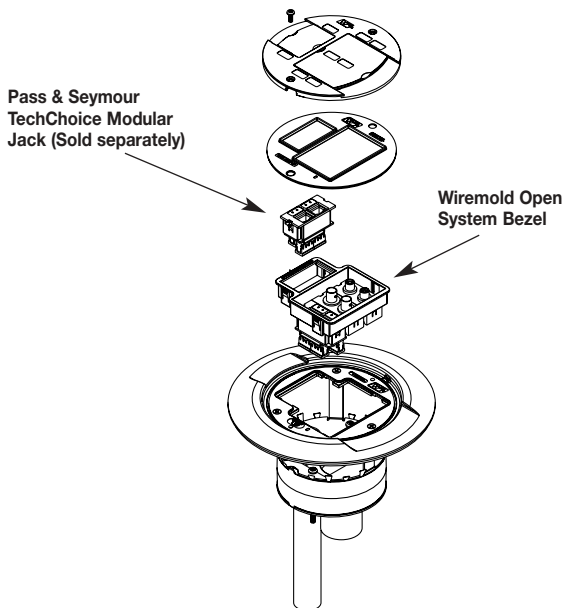
AMD8 Assembled Unit shown with Ortronics TracJack Category 5e modular Jacks (Jacks not included).

Ortronics



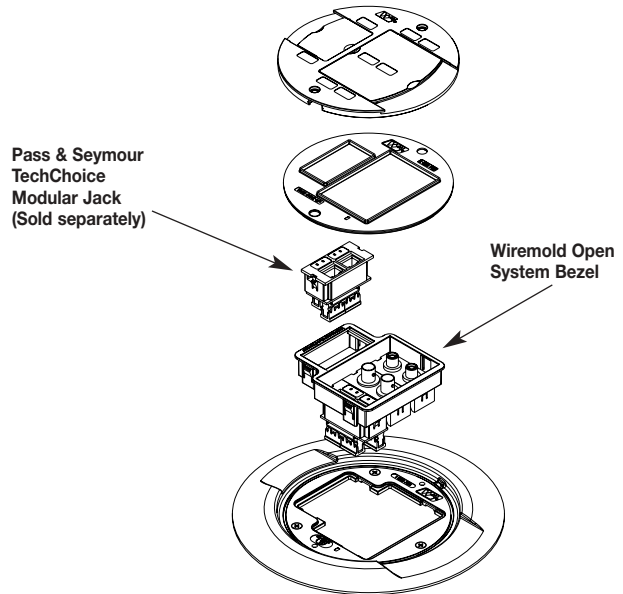
AMD8C Cover Assembly shown with Ortronics TracJack bezels and TracJack Category 5e modular jacks. Ortronics Series II bezels also included. TracJack and Series II modular Jacks must be purchased separately.

Pass & Seymour



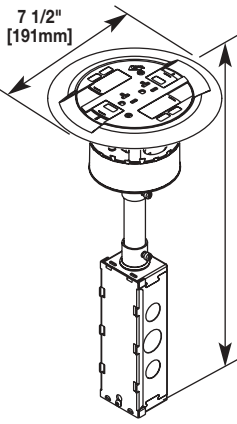
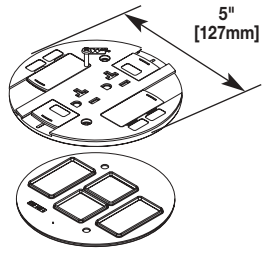
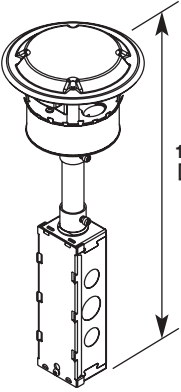

AMD8 Assembled Unit shown with Pass & Seymour Category 5e TechChoice jacks. (Jacks sold separately.)

Pass & Seymour



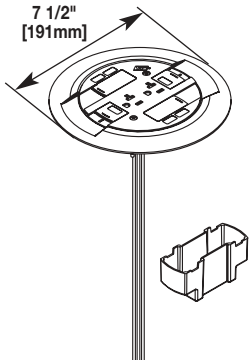
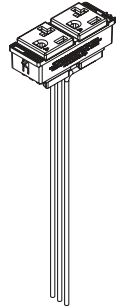
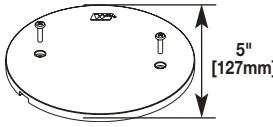
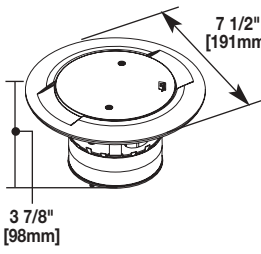
AMD8C Cover Assembly shown with Pass & Seymour (unloaded) keystone open system jacks. Keystone jacks, as well as other Activate 2A Series multimedia jacks must be ordered separately. (Jacks sold separately.)

RC3 Series Ordering Information

Catalog No./Item	Description/Specifications								
<div style="border: 1px solid black; padding: 5px; margin-bottom: 10px;"> <p style="text-align: center; margin: 0;">Catalog Number Explanation RC3ATCAL</p> <table border="1" style="width: 100%; border-collapse: collapse; margin: 0;"> <thead> <tr style="background-color: #0056b3; color: white;"> <th style="width: 25%;">RC3</th> <th style="width: 25%;">A</th> <th style="width: 25%;">TC</th> <th style="width: 25%;">AL</th> </tr> </thead> <tbody> <tr> <td style="font-size: 8px;">Identifies Poke-Thru Series</td> <td style="font-size: 8px;">Identifies Assembled Unit (A) or Cover (C)</td> <td style="font-size: 8px;">Identifies that Unit is Approved for Tile and Carpet Floors</td> <td style="font-size: 8px;">Identifies Color of Cover Assembly (See below for details)</td> </tr> </tbody> </table> </div> <p>RC3ATCGY RC3ATCBK RC3ATCAL RC3ATCBS RC3ATCVY RC3ATCAB RC3ATCAA</p>  <p style="font-size: 8px;">7 1/2" [191mm]</p> <p style="font-size: 8px;">16" [406mm]</p> <p>Assembled Unit – Prewired 20A duplex receptacle can be wired as standard duplex or isolated ground. Wiremold Open System unloaded inserts to accept four discrete keystone connectors from most manufacturers are provided.</p> <ul style="list-style-type: none"> Includes 2 Ortronics TracJack mounting bezels and 2 Ortronics Series II bezels. (Devices sold separately.) <p>NOTE: Assembled with scrub water gasket. For use on tile or carpet floors.</p> <p>NOTE: Modular Jacks sold separately.</p>	RC3	A	TC	AL	Identifies Poke-Thru Series	Identifies Assembled Unit (A) or Cover (C)	Identifies that Unit is Approved for Tile and Carpet Floors	Identifies Color of Cover Assembly (See below for details)	<p>RC3SHTCBK RC3SHTCGY RC3SHTCBS RC3SHTCVY</p> <p>Nonmetallic Slide Holder Assembly – Available in black (BK), gray (GY), ivory (VY), and nonmetallic brass (BS).</p>  <p style="font-size: 8px;">5" [127mm]</p> <p>NOTE: Assembled with scrub water gasket. For use on tile or carpet floors.</p>
RC3	A	TC	AL						
Identifies Poke-Thru Series	Identifies Assembled Unit (A) or Cover (C)	Identifies that Unit is Approved for Tile and Carpet Floors	Identifies Color of Cover Assembly (See below for details)						
<p>RC3STC</p>  <p style="font-size: 8px;">16 11/16" [424mm]</p> <p>Insert Assembly with Disposable Plate – Use with RC3C Series Covers to complete installation.</p>	<p>RC3CTCGY* RC3CTCBK* RC3CTCAL* RC3CTCBS* RC3CTCAB* RC3CTCVY* RC3CTCAA*</p> <p>Finish Flange and Slide Holder Assembly – Prewired 20A duplex receptacle can be wired as standard duplex or isolated ground. Wiremold Open System unloaded inserts to accept four discrete keystone connectors from most manufacturers are provided.</p> <ul style="list-style-type: none"> Includes 2 Ortronics TracJack mounting bezels and 2 Ortronics Series II bezels. (Devices sold separately.) <p>NOTE: Assembled with scrub water gasket. For use on tile or carpet floors.</p> <p>NOTE: Modular Jacks sold separately.</p>								
<p>COM50 COM75</p>  <p>Communication Adapter – For two 1/2" trade size conduit connections (COM50). For two 3/4" trade size conduit connections (COM75).</p> <p>NOTE: No additional capacity with COM75.</p>	<p>NOTE: See page 17 for specifications.</p>								

* Poke-Thru Devices on this page are available in some or all of the following cover color options as indicated by the part numbers:
GY – Gray painted flange with gray nonmetallic cover,
BK – Black painted flange with black nonmetallic cover,
VY – Ivory painted flange with ivory nonmetallic cover,
AL – Brushed Aluminum flange with black nonmetallic cover
BS – Brushed Brass flange with black nonmetallic cover
AA – Brushed Aluminum flange with aluminum-colored nonmetallic cover
AB – Brushed Brass flange with brass-colored nonmetallic cover
 Where applicable, slide covers match the cover color.

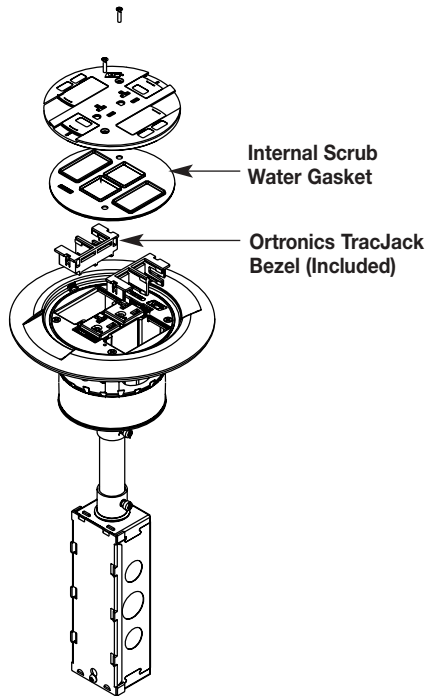
RC3 Series Ordering Information (Continued)

Catalog No./Item	Description/Specifications	Catalog No./Item	Description/Specifications
<p>RC3KTCGY RC3KTCBK RC3KTCAL RC3KTCBS RC3KTCVY</p> 	<p>Retrofit Kit – Used to upgrade existing installations of RC3 Poke-Thru Devices on carpet floors to meet scrub water requirements. Includes 20A duplex receptacle that can be wired as a standard duplex or isolated ground. Also includes scrub water finish flange and slide holder assembly. Flange available in painted black (BK), gray (GY), ivory (VY), and brushed metal finishes in aluminum (AL), and brass (BS). Kit also includes duplex receptacle barrier. Old barrier must be replaced with new. See installation instructions with retrofit kit for complete installation details.</p>	<p>RC37REC RC37REC-25</p> 	<p>Replacement Receptacle – Prewired snap-in 20A receptacle can be wired as standard duplex or isolated ground. Available only in black. See installation instructions with replacement receptacle for complete installation details. The RC37REC-25 is available with 25 foot leads and can be wired as standard duplex or isolated ground.</p> <p>NOTE: <i>The 20A duplex receptacle supplied with the scrub water version RC3 Poke-Thru Device is proprietary and can only be replaced with the RC37REC or RC37REC-25.</i></p>
<p>RC3APTGBK RC3APTGGY</p> 	<p>Abandonment Plate – Abandonment available in black (BK), gray (GY).</p> <p>NOTE: <i>To abandon the RC3 Series Poke-Thru Device, the internal gasket, duplex receptacle, and communication modules must not be removed in order to maintain UL Classification. Also the stem must remain in the core-drilled hole.</i></p>	<p>ABPLUG4</p> 	<p>Abandonment Plug Assembly – Complete plug assembly for abandoning an open 4" [102mm] cored-hole. Assembly includes intumescent fire-stop material to maintain the fire-classification of the floor, integral retainer ring to prevent the unit from pulling up through the floor, and a black die-cast aluminum cover.</p>

NOTE: See page 17 for specifications.

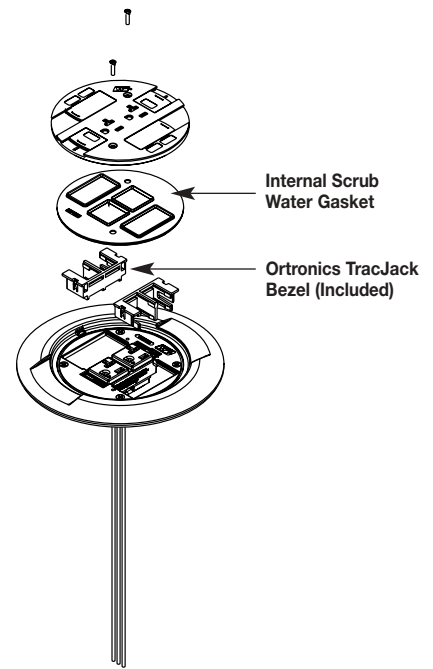
RC3 Series Poke-Thru Exploded Views

Ortronics



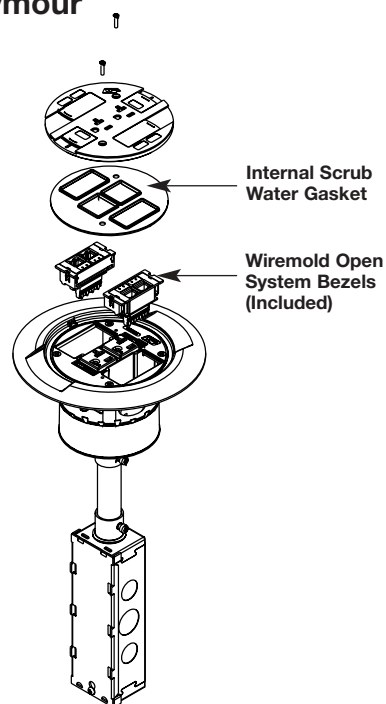
RC3 Assembled Unit shown with two Ortronics TracJack Category 5e modular jacks (not included).

Ortronics



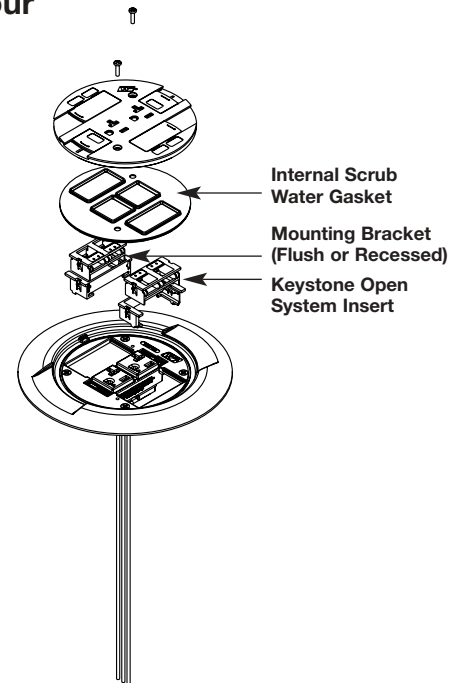
RC3C Cover Assembly shown with Ortronics TracJack bezels. Ortronics Series II bezels also included. TracJack and Series II modular inserts must be purchased separately.

Pass & Seymour



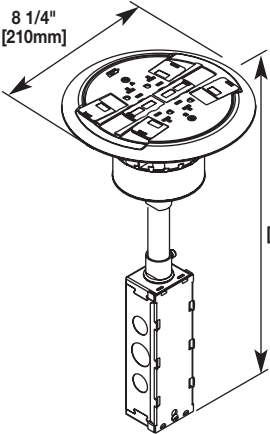
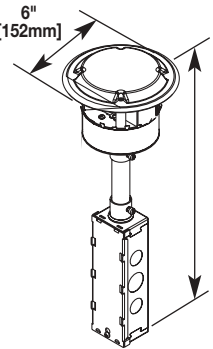
RC3A Assembled Unit shown with two Pass & Seymour Category 5e TechChoice modular jacks. (Modular Jacks sold separately.)

Pass Seymour



RC3C Cover Assembly shown with Wiremold (unloaded) keystone open system inserts. Keystone jacks, as well as other Activate 2A Series multimedia jacks must be ordered separately. (Modular Jacks sold separately.)

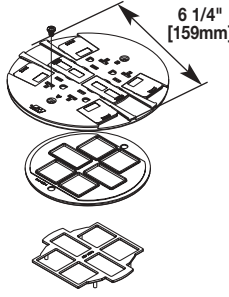
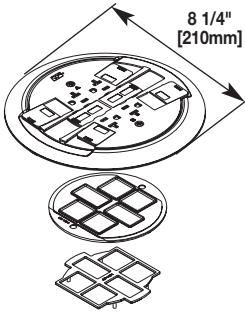

RC4 Series Ordering Information

Catalog No./Item	Description/Specifications																		
<table border="1" style="width: 100%; border-collapse: collapse;"> <thead> <tr> <th colspan="4">Catalog Number Explanation</th> </tr> <tr> <th colspan="4">RC4ATCAL</th> </tr> <tr> <th style="width: 25%;">RC4</th> <th style="width: 25%;">A</th> <th style="width: 25%;">TC</th> <th style="width: 25%;">AL</th> </tr> </thead> <tbody> <tr> <td style="font-size: small;">Identifies Poke-Thru Series</td> <td style="font-size: small;">Identifies Assembled Unit (A) or Cover (C)</td> <td style="font-size: small;">Identifies that Unit is Approved for Tile and Carpet Floors</td> <td style="font-size: small;">Identifies Color of Cover Assembly (See below for details)</td> </tr> </tbody> </table>				Catalog Number Explanation				RC4ATCAL				RC4	A	TC	AL	Identifies Poke-Thru Series	Identifies Assembled Unit (A) or Cover (C)	Identifies that Unit is Approved for Tile and Carpet Floors	Identifies Color of Cover Assembly (See below for details)
Catalog Number Explanation																			
RC4ATCAL																			
RC4	A	TC	AL																
Identifies Poke-Thru Series	Identifies Assembled Unit (A) or Cover (C)	Identifies that Unit is Approved for Tile and Carpet Floors	Identifies Color of Cover Assembly (See below for details)																
<p>RC4ATCGY* RC4ATCBK* RC4ATCAL* RC4ATCBS* RC4ATCVY* RC4ATCAB* RC4ATCAA*</p>	<p>Assembled Unit – Unit includes four prewired 20A receptacles. Each duplex receptacle is wired as a separate circuit. The duplex can be wired as a standard receptacle or isolated ground. Wiremold Open System unloaded inserts to accept four discrete keystone connectors from most manufacturers are provided.</p> <ul style="list-style-type: none"> Includes Ortronics TracJack mounting bezel and Ortronics Series II communication housing. (Sold separately.) <p>NOTE: Assembled with scrub water gasket. For use on tile or carpet floors.</p> <p>NOTE: Modular Jacks sold separately.</p>																		
																			
<p>RC4STC RC4SRTTC</p>	<p>Insert Assembly with Disposable Plate – Comes complete with four prewired 20A receptacles. Use RC4STC with RC4C Series Covers. Use RC4SRTTC Stem with RC4CRT Series Covers (Ortronics).</p>																		
																			

* Poke-Thru Devices on this page are available in some or all of the following cover color options as indicated by the part numbers:

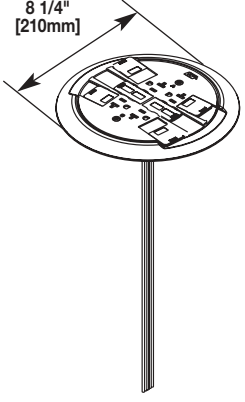
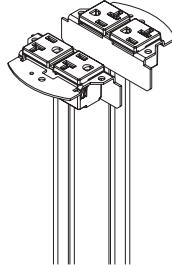
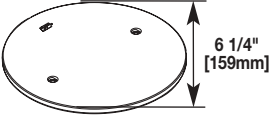
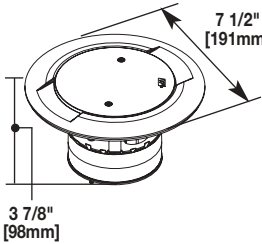
- GY** – Gray painted flange with gray nonmetallic cover,
- BK** – Black painted flange with black nonmetallic cover,
- VY** – Ivory painted flange with ivory nonmetallic cover,
- AL** – Brushed Aluminum flange with black nonmetallic cover
- BS** – Brushed Brass flange with black nonmetallic cover
- AA** – Brushed Aluminum flange with aluminum-colored nonmetallic cover
- AB** – Brushed Brass flange with brass-colored nonmetallic cover

Where applicable, slide covers match the cover color.

Catalog No./Item	Description/Specifications
<p>RC4SHTCBK RC4SHTCGY RC4SHTCBS RC4SHTCVY</p>	<p>Nonmetallic Slide Holder Assembly – Available in black (BK), gray (GY), ivory (VY), and nonmetallic brass (BS).</p> <p>NOTE: Assembled with scrub water gasket. For use on tile or carpet floors.</p>
	
<p>RC4CTCGY* RC4CTCBK* RC4CTCAL* RC4CTCBS* RC4CTCAB* RC4CTCVY* RC4CTCAA*</p>	<p>Finish Flange and Slide Holder Assembly – Wiremold open system unloaded inserts to accept four discrete keystone connectors from most manufacturers are provided.</p> <ul style="list-style-type: none"> Includes Ortronics TracJack mounting bezel and Ortronics Series II communication housing. (Sold separately.) <p>NOTE: Assembled with scrub water gasket. For use on tile or carpet floors.</p> <p>NOTE: Modular Jacks sold separately.</p>
	
<p>COM50 COM75</p>	<p>Communication Adapter – For two 1/2" trade size conduit connections (COM50). For two 3/4" trade size conduit connections (COM75).</p> <p>NOTE: No additional capacity with COM75.</p>
	

NOTE: See page 17 for specifications.

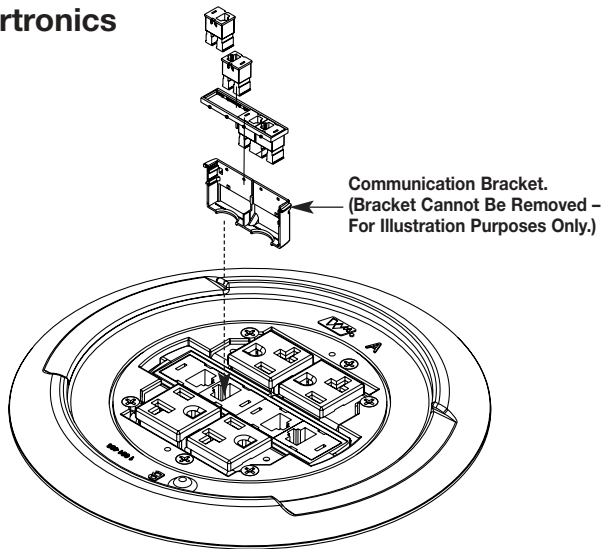
RC4 Series Ordering Information (Continued)

Catalog No./Item	Description/Specifications	Catalog No./Item		Description/Specifications
<p>RC4KTCBK RC4KTCGY RC4KTCAL RC4KTCBS RC4KTCAB RC4KTCVY</p> 	<p>Retrofit Kit – Used to upgrade existing installations of RC4 Poke-Thru Devices on carpet floors to meet scrub water requirements. Includes two 20A duplex receptacles that can be wired as a standard duplex or isolated ground. Also includes scrub water finish flange and slide holder assembly. Flange available in painted black (BK), gray (GY), ivory (VY), and brushed metal finishes in aluminum (AL), and brass (BS). See installation instructions with retrofit kit for complete installation details.</p>	<p>RC4REC2 RC4REC2-25</p> 	<p>Replacement Receptacle – Two prewired 20A duplex receptacles can be wired as standard duplex or isolated ground. Available only in black. See installation instructions with replacement receptacle for complete installation details. RC4REC2-25 is available with with 25 foot leads and can be wired as standard duplex or isolated ground.</p> <p>NOTE: <i>The 20A duplex receptacle supplied with the scrub water version RC4 Poke-Thru Device is proprietary and can only be replaced with the RC4REC2 or RC4REC2-25.</i></p>	
<p>RC4APTCBK RC4APTCGY RC4APTCAB RC4APTCVY</p> 	<p>Abandonment Plate – Available in black (BK), gray (GY), painted brass (AB), and ivory (VY).</p> <p>NOTE: <i>To abandon the RC4 Series Poke-Thru Device, the internal gasket, duplex receptacle, and communication modules must not be removed in order to maintain UL Classification. Also the stem must remain in the core-drilled hole.</i></p>	<p>ABPLUG4</p> 	<p>Abandonment Plug Assembly – Complete plug assembly for abandoning an open 4" [102mm] cored-hole. Assembly includes intumescent fire-stop material to maintain the fire-classification of the floor, integral retainer ring to prevent the unit from pulling up through the floor, and a black die-cast aluminum cover.</p>	

NOTE: See page 17 for specifications.

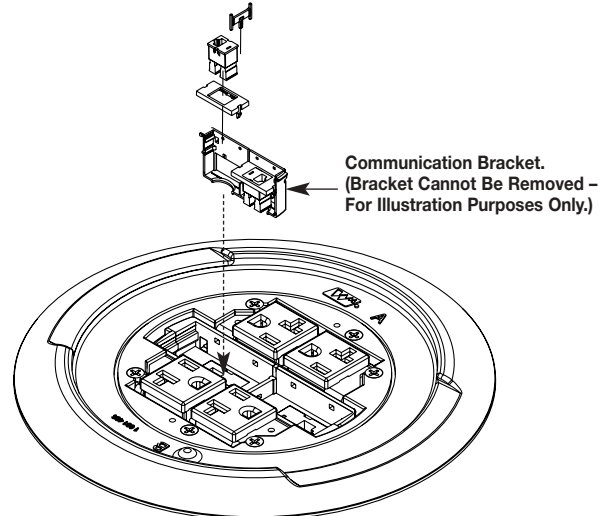
RC4 Series Poke-Thru Exploded Views

Ortronics



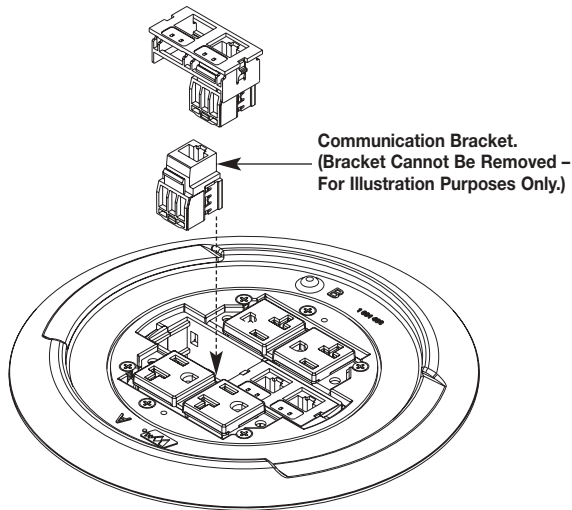
RC4 – Mounting of two Ortronics TracJack Category 5e modular jacks in the flush position. Will accept a total of four TracJack modular jacks in the flush position. (Modular Jacks not included.)

Ortronics



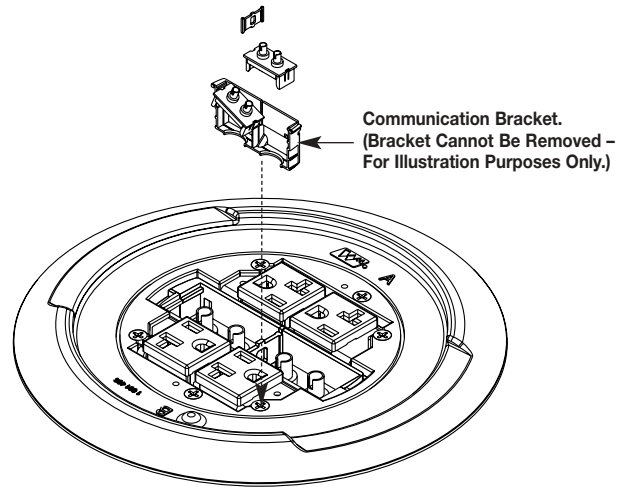
RC4 – Mounting of one Ortronics TracJack Category 5e modular jack in the recessed position. Will accept a total of two TracJack modular jacks in the recessed position. (Modular Jacks not included.)

Pass & Seymour



RC4-Mounting of four keystone connectors in the flush position. (Jacks sold separately.)

Pass & Seymour



RC4 – Mounting of two fiber optic inserts (sold separately) in the recessed position. (Jacks sold separately.)

Flush Poke-Thru Series Specifications

Copper Cross Section:

The copper cross-sectional area determines the amount of wire fill capacity in a poke-thru device. Unlike other wire and cable management systems that utilize wire fill capacity, a poke-thru device is UL tested under fire conditions to determine the maximum amount of copper conductors that will pass through a poke-thru device, while maintaining the fire-rating of the floor assembly. All Walker Flush Style Devices are UL Classified to U.S. and Canadian safety standards (see complete marking on product) to accommodate at a maximum rating as follows:

RC7 SERIES

Maximum Allowable Copper Cross-Sectional Area:

RC7 Power Compartment Only = .01536 sq. in. [9.91mm²]

RC7 Each Communication Compartment Only = .0040 sq. in. [2.58mm²]

NOTE: The RC7 Series requires a 3" [76mm] cored hole.
(American made core bit having an outside diameter of 3 1/16" [78mm].)

RC9 SERIES

Maximum Allowable Copper Cross-Sectional Area:

RC9 Power Compartment Only = .01536 sq. in. [9.91mm²]

RC9 Each Communication Compartment Only = .0040 sq. in. [2.58mm²]

NOTE: The RC9 Series requires a 3" [76mm] cored hole.
(American made core bit having an outside diameter of 3 1/16" [78mm].)

AV3 SERIES

Maximum Allowable Copper Cross-Sectional Area:

AV3 Power Compartment Only = .01536 sq. in. [9.91mm²]

AV3 Communication Compartment Only = .01938 sq. in. [12.503mm²]

NOTE: The AV3 Series requires a 4" [102mm] cored hole.
(American made core bit having an outside diameter of 4 1/16" [103mm].)

RC9AMD SERIES

Maximum Allowable Copper Cross-Sectional Area:

RC9AMD Communication Compartment = .01600 sq. in. [10.324mm²]

NOTE: The RC9AMD Series requires a 3" [76mm] cored hole.
(American made core bit having an outside diameter of 3 1/16" [78mm].)

AMD8 SERIES

Maximum Allowable Copper Cross-Sectional Area:

AMD8 Communication Compartment Only = .03474 sq. in. [22.412mm²]

NOTE: The AMD8 Series requires a 4" [102mm] cored hole.
(American made core bit having an outside diameter of 4 1/16" [103mm].)

RC3 SERIES

Maximum Allowable Copper Cross-Sectional Area:

RC3 Power Compartment Only = .01536 sq. in. [9.91mm²]

RC3 Each Communication Compartment Only = .008 sq. in. [5.16mm²]

NOTE: The RC3 Series requires a 4" [102mm] cored hole.
(American made core bit having an outside diameter of 4 1/16" [103mm].)

RC4 SERIES

Maximum Allowable Copper Cross-Sectional Area:

RC4 Power Compartment Only = .03072 sq. in. [19.82mm²]

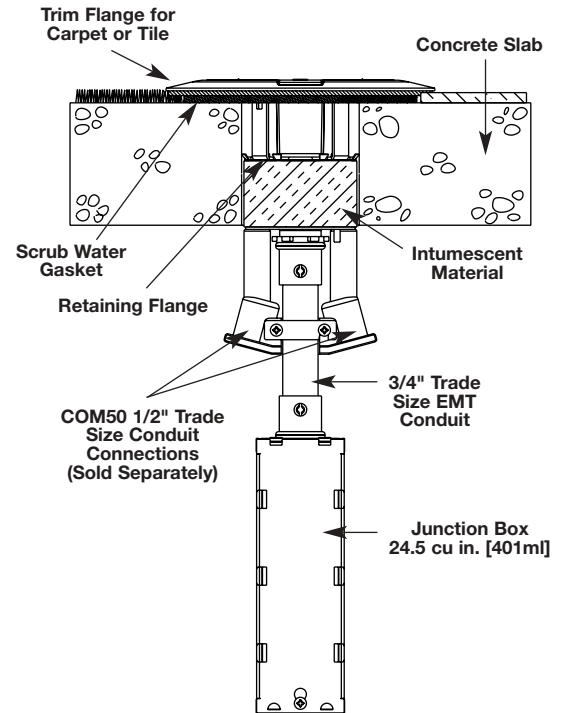
RC4 Each Communication Compartment Only = .008 sq. in. [5.16mm²]

NOTE: The RC4 Series requires a 4" [102mm] cored hole.
(American made core bit having an outside diameter of 4 1/16" [103mm].)

Copper Cross Sectional Area of Commonly Used Conductors

Size	Solid	
#24	.00032 sq. in.	[.206mm ²]
#22	.00050 sq. in.	[.322mm ²]
#14	.00323 sq. in.	[2.083mm ²]
#12	.00512 sq. in.	[3.303mm ²]
#10	.00815 sq. in.	[5.258mm ²]
# 8	.01296 sq. in.	[8.361mm ²]

NOTE: Use above values for solid or stranded conductors.



Concrete Thickness Min/Max:

1-HOUR RATED FLOOR – 2 1/4" [57mm] min over top of deck (or 3" [76mm] thick reinforced concrete slab) to a maximum of 7 1/2" [191mm].

2-HOUR RATED FLOOR – 3 1/4" [83mm] min over top of deck (or 4" [102mm] thick reinforced concrete slab) to a maximum of 7 1/2" [191mm].

Floor Coverings:

The poke-thru device is fire rated for carpet and wood covered concrete floors, and tile floor coverings 1/8" to 3/4" [3.2mm to 19.1mm] thickness. For floor coverings not listed above, consult factory.

IMPORTANT!

The above maximum copper cross sectional area values are for each individual power and communication compartment. DO NOT add values together for any one compartment.

CAUTION! Core bits vary in size from manufacturer to manufacturer:

- Use a 3" [76mm] American made core bit having an outside diameter of 3 1/16" [78mm]. Minimum hole diameter: 3 1/16" [78mm].
- Use a 4" [102mm] American made core bit having an outside diameter of 4 1/16" [103mm]. Minimum hole diameter: 4 1/16" [103mm].

CAUTION: These devices are suitable for 1, 1 1/2, and 2 hour rated floor assemblies as described in the UL Fire Resistance directory for each service.

These devices meet all UL scrub water requirements, but are not suitable for wet or damp locations, or other areas subject to saturation with water or other liquids such as commercial kitchens.

Notes

NOTE: The material that is used in Walker Poke-Thru devices is not listed under the directory for Fire Stopping Material because the poke-thru device is UL Classified as “Outlet Boxes and Fittings Classified For Fire Resistance (CEYY)”. The pass/fail criteria comes from UL263. The pass criteria is that the poke-thru unit cannot exceed 325° F. above ambient before the concrete slab (or deck) reaches this same temperature. Some poke-thru devices are tested for 2 hours while others are tested for 4 hours. The intumescent material has never been tested as a fire-stopping material as a stand-alone device. This material is designed to work as a unit with the entire poke-thru device.

To Wiremold.com ▶▶▶

*Guide Form Specs
CAD Drawings Available*

Datacom Connectivity Options

Now you have a wide range of options for providing datacom connectivity into Wiremold® Cable Management Systems. They are:

- Ortronics® TracJack® and Series II Modular Connectivity Solutions
- Pass & Seymour Activate™ Modular Inserts
- Open System Communication Modules

ORT	ORT	ORT
P&S	P&S	P&S
OPEN	OPEN	OPEN

Use these icons to determine connectivity options for each Wiremold System component:

ORT
P&S
OPEN

Ortronics® Connectivity

TracJack® Individual Jack System

- Front-loading, snap-in design supports future moves adds and changes
- Inserts for voice, data, audio, and video
- Available Category 3, 5e, 6, USOC 6-position, and other media
- Choice of 13 colors and color matched to Wiremold Systems
- Universal T568A/B wiring format



Series II Front-Loading, Module System

- Module design features easy snap-in front-loading design
- Linear 110 punch down format for easy termination
- Inserts for voice, data, audio, and video
- Available Category 3, 5e, 6, USOC 6-position, and other media
- Color matched to Wiremold Systems



For detailed product selection refer to the Ortronics Catalog or visit www.ortronics.com.

ORT
P&S
OPEN

Pass & Seymour Legrand Network Wiring

Activate™ Series Front-Loading Inserts

- Modular inserts for voice, data, audio and video applications
- Front-load, snap-in design
- Color and texture matched to Wiremold Systems
- Available Category 3, 5e, 6, as well as 6-position USOC
- Universal T568A/B wiring format



For detailed product selection refer to the Pass & Seymour Network Wiring Catalog or visit www.passandseymour.com.

ORT
P&S
OPEN

Open Connectivity Solutions

Wiremold Open System Communications Modules

- Accommodate a wide range of manufacturers' communications outlets including keystone jacks, as well as proprietary solutions from Avaya (Lucent) and NORDX
- Modules insert into a wide range of Wiremold Systems
- Pre-punched faceplates accept common communication devices



NOTE: For more information on integrating connectivity into Wiremold Cable Management Systems contact the Wiremold Applications Engineering Team or your local Wiremold Sales Representative.

WIREMOLD



Wiremold / Legrand

U.S. and International:

60 Woodlawn Street • West Hartford, CT 06110

1-800-621-0049 • FAX 860-232-2062 • Outside U.S. 860-233-6251

Canada:

570 Applewood Crescent • Vaughan, Ontario L4K 4B4

1-800-723-5175 • FAX 905-738-9721

