

# General Construction Finishes

	CHROME PLATED	WHITE SEMI- GLOSS	STAIN- LESS TYPE 302	STAIN- LESS TYPE 430	BROWN WRINKLE	IVORY WRINKLE
9 Blanks (Box Mntg. 3.281") (9B)	83159	86159	93159	97159	98159	99159
10 Blanks (Box Mntg. 3.281") (10B)	83160	86160	93160	97160	98160	99160
Block Duplex/GFI Recept. (SRM)	83401	86401	93401	97401	98401	99401
2 Block Duplex/GFI Recepts. (2SRM)	83402	86402	93402	97402	98402	99402
3 Block Duplex/GFI Recepts. (3SRM)	83403	86403	93403	97403	98403	99403
4 Block Duplex/GFI Recepts. (4SRM)	83404	86404	93404	97404	98404	99404
5 Block Duplex/GFI Recepts. (5SRM)	83405	86405	93405	97405	98405	99405
6 Block Duplex/GFI Recepts. (6SRM)	83406	86406	93406	97406	98406	99406
7 Block Duplex/GFI Recepts. (7SRM)	83407	86407	93407	97407	98407	99407
8 Block Duplex/GFI Recepts. (8SRM)	83408	86408	93408	97408	98408	99408
9 Block Duplex/GFI Recepts. (9SRM)	83409	86409	93409	97409	98409	99409
10 Block Duplex/GFI Recepts. (10SRM)	83410	86410	93410	97410	98410	99410
One 5/8" ID Phone (Box Mntg. 3.281") (01)*	83201	86201	93201	97201	98201	99201
Two 5/8" ID Phones (Box Mntg. 3.281") (02)*	83202	86202	93202	97202	98202	99202
One 5/8" ID Phone with Metal Bushing (Box Mntg. 3.281") (61)*	83591	86591	93591	97591	98591	99591
One Phone .5" with .375 ID Grommet and Mounting Strap (Device Mntg. 2.375")*	83181	86181	93181	97181	98181	99181
One Phone 1.405" with 1" ID Plastic Bushing (Box Mntg. 3.281") (71)*	83581	86581	93581	97581	98581	99581

# Material Specifications

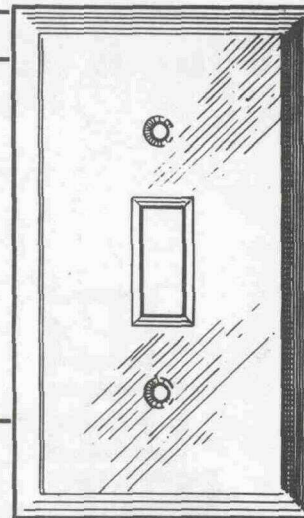
Stainless Steel	Type 302 Spec. Grade (18% chrome-8% nickel) Non-Magnetic and Corrosion Resistant For hospitals, schools and other public institutions.	Finish	Shape	Thickness	U.S. Bureau Standards Symbols	Finish Designator	Cat. Page #
	(302SS)	#4 Fine Satin	S	.035	US #32D	93000	A7-13
	(302SS-PRL)	#4 Fine Satin	P	.035	US #32D	53000	A42-47
	(302-6SS)	#4 Fine Satin	S	.060	US #32D	70000	A28-34
	(302SP)	Mirror Polish	S	.035	US #32	68000	A28-34
	Type 430 (SS)	#4 Fine Satin	S	.030	US #32	97000	A7-13
	Type 430 (SS-PRL)	#4 Fine Satin	P	.030	US #32D	57000	A42-47

Aluminum	Clear Anodized (5AA)	Matte, Smooth	S	.050	US #28	95000	A28-34
	Clear Anodized (5AA-PRL)	Matte, Smooth	P	.050	US #28	55000	A42-47
	Bright Satin (SAL)	Satin	S	.040	—	62000	A28-34

Brass & Bronze Lacquered to prevent oxidation	Statuary Bronze Dark (4DBR)	Antiqued, Relieved	S	.040	US #20	69000	A35-41
	Bank Bronze Medium (4ABR)	Antiqued, Relieved	S	.040	US #10B	65000	A35-41
	Satin Brass (4BB)	Satin #4 Polish	S	.040	US #4	94000	A28-34
	Satin Brass (4BB-PRL)	Satin #4 Polish	P	.040	US#4	54000	A42-47
	Satin Brass (6BB)	Satin #4 Polish	S	.060	US #4	96000	A28-34
	Satin Bronze (4SBR)	Satin #4 Polish	S	.040	US #10	66000	A35-41
	Satin Bronze (4SBR-PRL)	Satin #4 Polish	P	.040	US #10	56000	A42-47
	Polished Brass (4PB)	Mirror Finish	S	.040	US #3	64000	A28-34

Lexan® Thermoplastic	Brown	91000	A54-57
	Gray	77000G	A54-57
	Ivory	92000	A54-57
	Red	77000R	A54-57
	White	90000	A54-57


# General Construction Finishes



For color photos of finishes see inside front cover.

## STANDARD SHAPE


See page A84 for ordering Custom Plates not found in this listing.




	CHROME PLATED	WHITE SEMI-GLOSS	STAIN-LESS TYPE 302 (.035") Spec. Grade Satin Finish (302SS)	STAIN-LESS TYPE 430 (.030") Satin Finish (SS)	BROWN WRINKLE Painted Steel (DB)	IVORY WRINKLE Painted Steel (DI)
1 Toggle Switch (1T)	83071	86071	93071	97071	98071	99071
2 Toggle Switches (2T)	83072	86072	93072	97072	98072	99072
3 Toggle Switches (3T)	83073	86073	93073	97073	98073	99073
4 Toggle Switches (4T)	83074	86074	93074	97074	98074	99074
5 Toggle Switches (5T)	83075	86075	93075	97075	98075	99075
6 Toggle Switches (6T)	83076	86076	93076	97076	98076	99076
7 Toggle Switches (7T)	83077	86077	93077	97077	98077	99077
8 Toggle Switches (8T)	83078	86078	93078	97078	98078	99078
9 Toggle Switches (9T)	83079	86079	93079	97079	98079	99079
10 Toggle Switches (10T)	83080	86080	93080	97080	98080	99080
1 Duplex Receptacle (10DR)	83101	86101	93101	97101	98101	99101
2 Duplex Receptacles (20DR)	83102	86102	93102	97102	98102	99102

# WALL PLATE COLOR GUIDE

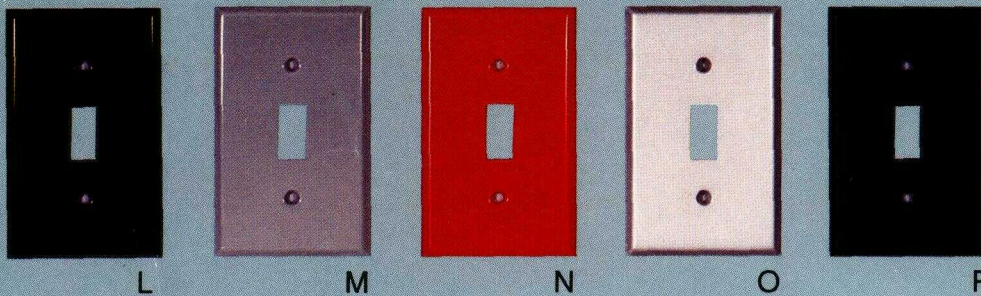
## STANDARD SHAPE




A B C D E



F G H I J K



L M N O P



Q R S T U

- |  |                                |  |
|--|--------------------------------|--|
| A. Polished Chrome (83000)               | G. Brown Wrinkle (98000)       | N. Red Semi-Gloss (51000)                  |
| B. Stainless Steel (97000, 93000, 70000) | H. White Wrinkle (85000)       | O. Aluminum Painted Steel/Cadilite (88000) |
| C. Polished Stainless (68000)            | I. Ivory Semi-Gloss (84000)    | P. Black Matte (87000)                     |
| D. Clear Anodized Aluminum (95000)       | J. Sprayed Brass Matte (81000) | Q. Satin Brass (94000, 96000)              |
| E. Satin Aluminum (62000)                | K. White Semi-Gloss (86000)    | R. Bank Bronze (65000)                     |
| F. Ivory Wrinkle (99000)                 | L. Brown Semi-Gloss (82000)    | S. Satin Bronze (66000)                    |
|  | M. Gray Semi-Gloss (58000)     | T. Statuary Bronze (69000)                 |
|  |                                | U. Polished Brass (64000)                  |