

# INVISILED® ACCESSORIES

Indoor mounting accessories

# WAC LIGHTING

Responsible Lighting®

		5 feet	<b>LED-T-CH</b>	Aluminum Channel	Includes a diffuser, two end caps, and five screws	Pro, Pro2, Pro3, LITE, Classic Daylight to Sunset, Palette
		2 pcs	<b>LED-T-CH-EC</b>	End caps for Aluminum Channel		Pro, Pro2, Pro3, LITE, Classic Daylight to Sunset, Palette
		5 feet	<b>LED-T-CH1</b>	Deep Aluminum Channel	Includes a diffuser, two end caps, and five screws	Pro, Pro2, Pro3, LITE, Classic Daylight to Sunset, Palette
		2 pcs	<b>LED-T-CH1-EC</b>	End caps for Deep Aluminum Channel		Pro, Pro2, Pro3, LITE, Classic Daylight to Sunset, Palette
		5 feet	<b>LED-T-CH2</b>	45° Angled Aluminum Channel	Includes a diffuser, two end caps, and five screws	Pro, Pro2, Pro3, LITE, Classic Daylight to Sunset, Palette
		2 pcs	<b>LED-T-CH2-EC</b>	End caps for 45° Angled Aluminum Channel		Pro, Pro2, Pro3, LITE, Classic Daylight to Sunset, Palette
		2 pcs	<b>LED-T-CL3-PT</b>	2 Adjustable Clips	Used to mount any aluminum channel Includes 2 pieces, 4 screws	Pro, Pro2, Pro3, LITE, Classic Daylight to Sunset, Palette
		2 pcs	<b>LED-T-CL2-PT</b>	2 Adjustable Clips	Used to mount any aluminum channel Adjusts 50° from center either way Includes 2 pieces, 4 screws	Pro, Pro2, Pro3, LITE, Classic Daylight to Sunset, Palette
		3 feet	<b>LED-T-RC</b>	Retrofit Channel	Can be bent to create fixed curves	Pro, Pro2, Pro3, LITE, Classic Daylight to Sunset, Palette
		10 pcs	<b>LED-T-CL</b>	Clip	Holds an indoor tape from the underside Includes 10 pieces, 10 screws	Pro, Pro2, Pro3, LITE, Classic Daylight to Sunset, Palette
		10 pcs	<b>LED-T-CL1</b>	Curve Clip	Runs over an indoor tape to secure the angled tape Includes 10 pieces, 10 screws	Pro, Pro2, Pro3, LITE, Classic Daylight to Sunset, Palette

## LED-T-\_\_\_\_\_

Example: **LED-T-CL3-PT**

WAC Lighting  
www.waclighting.com  
Phone (800) 526.2588 • Fax (800) 526.2585

Headquarters/Eastern Distribution Center  
44 Harbor Park Drive • Port Washington, NY 11050  
Phone (516) 515.5000 • Fax (516) 515.5050





Western Distribution Center  
1750 Archibald Avenue • Ontario, CA 91760  
Phone (800) 526.2588 • Fax (800) 526.2585

# INVISIBLE® ACCESSORIES

Outdoor mounting accessories

# WAC LIGHTING

Responsible Lighting®

	5 feet	<b>LED-TO24-CH5</b>	Clear Channel	Rigid, non-flexible channel for mounting to a straight, solid surface.	Pro Outdoor Palette Outdoor
	10 pcs	<b>LED-TO24-C1</b>	Mounting Clip 1	For installation on non-flat surfaces where there is no edge contact. 2 clips per ft are recommended for straight runs.	Pro Outdoor Palette Outdoor
	10 pcs	<b>LED-TO24-C2</b>	Mounting Clip 2	For installation on non-flat surfaces, allows for contact on one edge. 2 clips per ft are recommended for straight runs.	Pro Outdoor Palette Outdoor
	10 pcs	<b>LED-TO24-C3</b>	Mounting Clip 3	For installation on non-flat surfaces, allows for contact on both edges. 2 clips per ft are recommended for straight runs.	Pro Outdoor Palette Outdoor

## LED-TO24-\_\_\_\_\_

Example: **LED-TO24-C2**

WAC Lighting  
www.waclighting.com  
Phone (800) 526.2588 • Fax (800) 526.2585

Headquarters/Eastern Distribution Center  
44 Harbor Park Drive • Port Washington, NY 11050  
Phone (516) 515.5000 • Fax (516) 515.5050




Western Distribution Center  
1750 Archibald Avenue • Ontario, CA 91760  
Phone (800) 526.2588 • Fax (800) 526.2585

# INVISILED® ACCESSORIES

Indoor non-color changing electronic accessories

# WAC LIGHTING

Responsible Lighting®

Type	Model	Input	Output	Max Run	Dim	Compatibility
Remote	 <b>EN-2460-RB2-T</b> <b>EN-24100-RB2-T</b>	120VAC	24VAC / 60W	30 feet	ELV	Includes a 6 foot lead wire Pro, Pro2, Pro3, LITE, Classic
		120VAC	24VAC / 96W	40 feet	ELV	
Plug-in	 <b>EN-2460-P-AR-T</b> <b>EN-24100-P-AR-T</b>	120VAC	24VAC / 60W	30 feet	ELV	Includes a 6 foot lead wire Pro, Pro2, Pro3, LITE, Classic
		120VAC	24VAC / 96W	40 feet	ELV	
Remote 277V	 <b>EN-24100-277-RB2-T</b>	277VAC	24VDC / 96W	40 feet	0-10V	Includes a 6 foot lead wire Pro, Pro2, Pro3, LITE, Classic
Touch Panel and Motion Sensor	 <b>CT-6A-R2</b>	Includes a Touch Panel, an Occupancy Sensor, and a Controller AC/DC input at 12V(60W Max) or 24V(96W Max) Connect on secondary side of driver/transformer				Pro, Pro2, Pro3, LITE, Classic Daylight to Sunset, Palette
Lead Wire	 <b>LED-TC-P-2</b> <b>LED-TC-P-12</b>	2 ft	Alternative lengths for plug-in power supplies		Pro, Pro2, Pro3, LITE, Classic	
		12 ft				
Extension Cable	 <b>LED-TC-EXT-144</b>	12 ft	Extends distance between a hard wired power supply or wiring box to a tape section		Pro, Pro2, Pro3, LITE, Classic	
Low Voltage Wiring Box With Feed	 <b>LED-TC-B-2</b>	L: 1½ in W: ¾ in H: 7⁄8 in	Neatly houses up to two wires with 2" female feed		Pro, Pro2, Pro3, LITE, Classic	
Low Voltage Wiring Box	 <b>LED-T-B</b>	L: 1½ in W: ¾ in H: 7⁄8 in	Neatly houses up to two wires		Pro, Pro2, Pro3, LITE, Classic	
Wiring Box With Switch	 <b>TB-S</b>	L: 6¼ in W: 1½ in H: 1¼ in	Use when spanning a large gap in a system layout without leaving exposed wiring		Pro, Pro2, Pro3, LITE, Classic	
Joiner Cable	 <b>LED-TC-IC2</b> <b>LED-TC-IC6</b> <b>LED-TC-IC12</b> <b>LED-TC-IC36</b> <b>LED-TC-IC72</b>	2 in	Connects tape sections		Pro, Pro2, Pro3, LITE, Classic, Daylight to Sunset, Palette	
		6 in				
		12 in				
		36 in				
		72 in				
3-Way "Y" Connector	 <b>LED-TC-Y</b>	Connects tape sections		Pro, Pro2, Pro3, LITE, Classic, Daylight to Sunset, Palette		
4-Way "X" Connector	 <b>LED-TC-X</b>	Connects tape sections		Pro, Pro2, Pro3, LITE, Classic, Daylight to Sunset, Palette		
"L" Connector	 <b>LED-TC-L</b>	Connects tape sections		Pro, Pro2, Pro3, LITE, Classic, Daylight to Sunset, Palette		
End cap	 <b>LED-TC-EC</b>	1 cut end cap and 1 male end cap		Pro, Pro2, Pro3, LITE, Classic, Daylight to Sunset, Palette		

Example: **LED-T-P-12**

WAC Lighting  
www.waclighting.com  
Phone (800) 526.2588 • Fax (800) 526.2585

Headquarters/Eastern Distribution Center  
44 Harbor Park Drive • Port Washington, NY 11050  
Phone (516) 515.5000 • Fax (516) 515.5050



Western Distribution Center  
1750 Archibald Avenue • Ontario, CA 91760  
Phone (800) 526.2588 • Fax (800) 526.2585

# INVISILED® ACCESSORIES


Indoor color changing electronic accessories

# WAC LIGHTING

Responsible Lighting®




Type	Model	Input	Output	Max Run	Dim	Compatibility
Remote Color changing	 <b>EN-2460D-C</b>	120VAC	24VDC / 60W	40 feet	ELV	Includes a 6 foot lead wire Daylight to Sunset, Palette
Plug-in Color changing	 <b>EN-2460D-C-P</b>	120VAC	24VDC / 60W	40 feet	ELV	Includes a 6 foot lead wire Daylight to Sunset, Palette







Wireless controller (accessory for wired controller)  
**LED-TO24-WS**



Wired controller  
**LED-TC-CTR-MSD**



Wired controller	 <b>LED-TC-CTR-MSD</b>	4 function wired controller with master and slave options	Allows brightness control, preset color selection, or playing a rotation of color transitions with variable speed control	Daylight to Sunset, Palette
Wireless Controller	 <b>LED-TO24-WS</b>	4 function wireless controller (Requires wired controller)	Allows brightness control, preset color selection, or playing a rotation of color transitions with variable speed control	Daylight to Sunset, Palette
Touch Panel and Motion Sensor	 <b>CT-6A-R2</b>	Includes a Touch Panel, an Occupancy Sensor, and a Controller AC/DC input at 12V(60W Max) or 24V(96W Max) Connect on secondary side of driver/transformer		Pro, Pro2, Pro3, LITE, Classic Daylight to Sunset, Palette

Signal Wire	 <b>LED-TC24-SW60</b> <b>LED-TC24-SW120</b>	60 in 120 in	Links master and slave controllers	Daylight to Sunset, Palette
Joiner Cable	 <b>LED-TC-IC2</b> <b>LED-TC-IC6</b> <b>LED-TC-IC12</b> <b>LED-TC-IC36</b> <b>LED-TC-IC72</b>	2 in 6 in 12 in 36 in 72 in	Connects tape sections	Pro, Pro2, Pro3, LITE, Classic, Daylight to Sunset, Palette
3-Way "Y" Connector	 <b>LED-TC-Y</b>		Connects tape sections	Pro, Pro2, Pro3, LITE, Classic, Daylight to Sunset, Palette
4-Way "X" Connector	 <b>LED-TC-X</b>		Connects tape sections	Pro, Pro2, Pro3, LITE, Classic, Daylight to Sunset, Palette
"L" Connector	 <b>LED-TC-L</b>		Connects tape sections	Pro, Pro2, Pro3, LITE, Classic, Daylight to Sunset, Palette
End cap	 <b>LED-TC-EC</b>		1 cut end cap and 1 male end cap	Pro, Pro2, Pro3, LITE, Classic, Daylight to Sunset, Palette

Example: **LED-TC-IC6**

**WAC Lighting**  
www.waclighting.com  
Phone (800) 526.2588 • Fax (800) 526.2585

**Headquarters/Eastern Distribution Center**  
44 Harbor Park Drive • Port Washington, NY 11050  
Phone (516) 515.5000 • Fax (516) 515.5050
















**Western Distribution Center**  
1750 Archibald Avenue • Ontario, CA 91760  
Phone (800) 526.2588 • Fax (800) 526.2585

# INVISILED® ACCESSORIES

Outdoor electronic accessories

# WAC LIGHTING

Responsible Lighting®

Type	Model	Input	Output	Max Run	Dim	Compatibility
Remote Damp Location	 <b>EN-OD24100-RB2-T</b>	120VAC	24VAC / 96W	30 feet	ELV	Includes a 6 foot lead wire Minimum load of 1W  Pro Outdoor
Remote Wet Location	 <b>EN-O24100-RB2-T</b>	120 - 277VAC	24VDC / 96W	30 feet	No	Class 2 rated Includes a 6 foot lead wire Minimum load of 1W  Pro Outdoor, Palette Outdoor
Master Controller	 <b>LED-TO24-CM</b>	4" x 2" x 1½"	Powers one run up to 40'. Connects and controls all slave controllers for runs over 40'			Palette Outdoor
Slave Controller	 <b>LED-TO24-CS</b>	4" x 2" x 1½"	Connects to Master Controller for runs over 40'. Uses a separate 120V power supply. Powers up to another 40'. A Slave Controller is needed for every 40' extension			Palette Outdoor
Wireless Controller (optional)	 <b>LED-TO24-WS</b>	4" x 2½" x 5⁄8"	Wireless connection to Master Controller Use to switch from color changing to white light Play/Pause the color changing effect Control the brightness and speed of the color changing effect Uses 2 AAA batteries			Palette Outdoor
Touch Panel and Motion Sensor	 <b>CT-6A-R2</b>	Includes a Touch Panel, an Occupancy Sensor, and a Controller AC/DC input at 12V(60W Max) or 24V(96W Max) Connect on secondary side of driver/transformer				Pro, Pro2, Pro3, LITE, Classic Daylight to Sunset, Palette
End cap	 <b>LED-TO24-EC</b>	Use to terminate every run to protect against contaminants. Seal cut end with silicone after adding end cap.				Pro Outdoor, Palette Outdoor
3-Way "Y" Connector	 <b>LED-TO24-Y</b>	Connects tape sections				Pro Outdoor
4-Way "X" Connector	 <b>LED-TO24-X</b>	Connects tape sections				Pro Outdoor
Joiner Cable	 <b>LED-TO24-IC6</b> <b>LED-TO24-IC12</b> <b>LED-TO24-IC72</b> <b>LED-TO24-IC120</b>	6 in 12 in 72 in 120 in	Extends distance between Power Supply and Master Controller.			Pro Outdoor
RGB 3-Way "Y" Connector	 <b>LED-TO24-Y-RGB</b>	Connects tape sections				Palette Outdoor
RGB 4-Way "X" Connector	 <b>LED-TO24-X-RGB</b>	Connects tape sections				Palette Outdoor
RGB Joiner Cable	 <b>LED-TO24-IC6-RGB</b> <b>LED-TO24-IC12-RGB</b> <b>LED-TO24-IC72-RGB</b> <b>LED-TO24-IC120-RGB</b>	6 in 12 in 72 in 120 in	Use to connect two sections of InvisILED® Outdoor Palette tape.			Palette Outdoor
Signal wire	 <b>LED-TO24-SW60</b> <b>LED-TO24-SW120</b>	5 feet 10 feet	Connects Master Controller and Slave Controller.			Palette Outdoor
DMX Signal Wire	 <b>LED-TO24-MW60</b> <b>LED-TO24-MW120</b>	5 feet 10 feet	Connects DMX system to Master Controller.			Palette Outdoor

Example: **LED-TO24-WS**

**WAC Lighting**  
www.waclighting.com  
Phone (800) 526.2588 • Fax (800) 526.2585

**Headquarters/Eastern Distribution Center**  
44 Harbor Park Drive • Port Washington, NY 11050  
Phone (516) 515.5000 • Fax (516) 515.5050

**Western Distribution Center**  
1750 Archibald Avenue • Ontario, CA 91760  
Phone (800) 526.2588 • Fax (800) 526.2585