
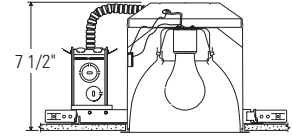


1143/1102P1
Standard Incandescent



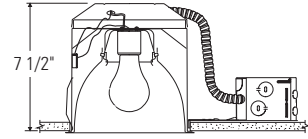
1143/1103R
Lytefiring™ Non-IC Remodeler Ring



1143/1104IC/N
Lytefiring™ Convertible
IC/Non-IC



1143/1100 DEEP IC Series
Incandescent Insulated Ceiling



1143/1104ICR
Lytefiring™ Convertible
Remodeler IC/Non-IC

Complete Fixture consists of Reflector Trim & Frame-In Kit. Select each separately.

Reflector Trim	Frame-In Kit — See Individual Frame-In Kit Specification Sheets							
	Incandescent				Fluorescent			
	Frame-In Kit	Ceiling Type	Lamping	Height	Frame-In Kit	Ceiling Type	Lamping	Height
1143 Specular Gold	1102P1	Non-IC	100W A19	6 3/4"	1101F18U Series	UniFrame™	(1) Triple 18W (GX24q-2)	6 5/16"
	1103R	Non-IC Remodeler		6 3/4"		Non-IC		
1144 Specular Clear	1100IC	IC	100W A19	7 5/16"	1101F2642U Series	UniFrame™	(1) Triple 26W (GX24q-3)	6 5/16"
	1100AICM	AirSeal® IC		7 5/16"		Non-IC		
	1100DICM	Deep IC		9 1/4"				
	1100DAICM	Deep AirSeal® IC		9 1/4"				
1144CD Clear Diffuse	1104ICX/N	AirSeal® IC		7 1/4"	1104F13 Series	IC	(1) Quad/Triple 13W (GX24q-1)	7 1/2"
	1104IC/N	AirSeal® IC	75W A19, PAR30	7 1/4"	1104F18 Series	IC	(1) Quad/Triple 18W (GX24q-2)	7 1/2"
	1104ICR	IC Remodeler	85W BR30	7 1/2"	1104F26* Series	IC	(1) Quad/Triple 26W (GX24q-3)	7 1/2"
	1104IC/N	Non-IC	100W A19	7 1/2"	1100FTU Series	Non-IC	(1) Triple 26/32W (GX24q-3)	7 3/16"
	1104ICR	Non-IC Remodeler	85W BR30	7 1/2"	1100AICMFT	AirSeal® IC	(1) Triple 26/32W (GX24q-3)	6 7/8"
			75W, PAR30		1101F18ICU/N	Performance IC	(1) Triple 18W (GX24q-2)	7 1/4"
				1101F2642ICU	Performance IC	(1) Triple 26W (GX24q-2)	7 1/4"	
				1101F2642IUN				
				1910XFH1	Conversion Kit	(1) Quad 13W (GX23-2)	7 3/16"	
				1910XDH1	Conversion Kit	(2) Quad 13W (GX23-2)	7 3/16"	

* Lightolier recommends the use of triple tube lamps.

Features

- 1. Reflector:** Hydroformed aluminum, .050" thick (16ga.); specular clear or gold finish; matte white trim flange.
- 2. Frame-In Kit:** (1102P1 standard frame shown). Other frames listed above and shown on the right. See Frame-In Kit specification sheets for more details.

Labels

UL (Suitable for Damp Locations); I.B.E.W.

Job Information

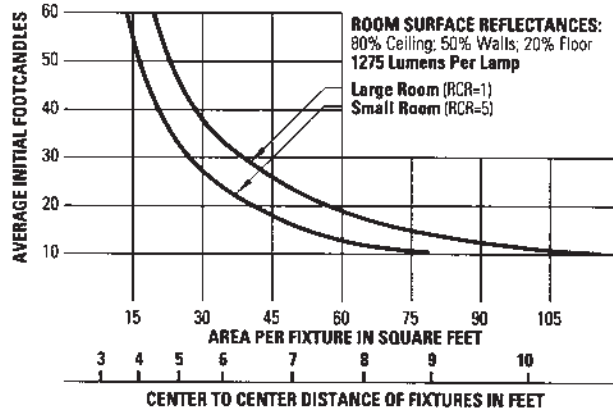
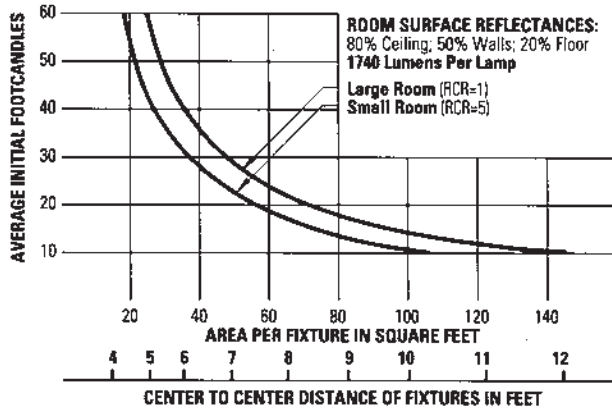
Type:

Job Name:

Cat. No.:

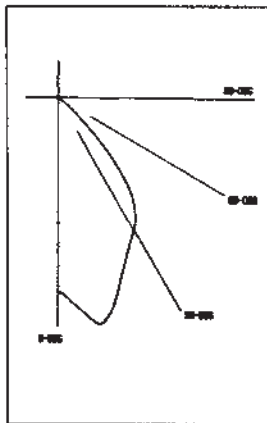
Lamp(s):

Notes:



CERTIFIED TEST REPORT NO. 29123-M
INDEPENDANT TESTING LABORATORIES, INC
RECESSED LYTECASTER DOWNLIGHT
6 1/2" DIA. APERTURE, SPECULAR REFLECTOR, OPEN BOTTOM
ONE 100W A19 MEDIUM BASE LAMP. LUMEN RATING = 1740 LMS.

CERTIFIED TEST REPORT NO. 2142
COMPUTED BY LSI PROGRAM **TEST-LITE**
RECESSED LYTECASTER DOWNLIGHT
6 1/2" DIA. APERTURE, SHALLOW SPECULAR CLEAR REFLECTOR
TWO 13W DT7 QUAD TUBE FLUORESCENT LAMPS. LUMEN RATING = 860 LMS.



CANDLEPOWER SUMMARY

ANGLE	MEAN CP	LUMENS
0	853	21
5	815	70
10	1003	118
15	945	147
20	825	182
25	732	177
30	666	186
35	587	177
40	451	128
45	230	52
50	66	14
55	16	4
60	4	1
65	2	1
70	2	1
75	1	1
80	0	0
85	0	0
90	0	0

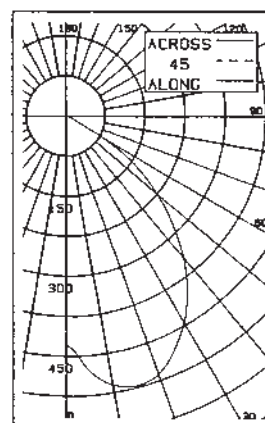
ZONAL LUMENS AND PERCENTAGES

ZONE	LUMENS	% LAMP	% LUMINAIRE
0-30	894	39.9	55.2
0-40	1057	60.7	84.0
0-60	1254	72.1	99.7
0-90	1258	72.3	100.0
90-180	0	.00	.00
0-180	1258	72.3	100.0

** EFFICIENCY = 72.3% **

DATE: AUGUST 3, 1983
PREPARED FOR:
LIGHTOLIER, JERSEY CITY N.J.

TESTED ACCORDING TO IES PROCEDURES. TEST DISTANCE EXCEEDS FIVE TIMES THE GREATEST LUMINOUS OPENING OF LUMINAIRE.



CANDLEPOWER SUMMARY

ANGLE	MEAN CP	LUMENS
0	430	
5	476	45
10	512	
15	522	147
20	513	
25	483	223
30	445	
35	399	249
40	343	
45	284	219
50	222	
55	158	138
60	77	
65	17	29
70	5	
75	2	3
80	1	
85	1	1
90	0	

ZONAL LUMENS AND PERCENTAGES

ZONE	LUMENS	% LAMP	% LUMINAIRE
0-30	414	24.09	39.35
0-40	663	38.57	63.01
0-60	1020	59.35	96.96
0-90	1052	61.22	100.00
40-90	389	22.64	36.99
60-90	32	1.86	3.04
90-180	0	.00	.00
0-180	1052	61.22	100.00

** EFFICIENCY = 61.2% **

LUMINANCE SUMMARY - CD./SQ. M.

ANGLE	MEAN CD./SQ. M.
45	18819
55	12949
65	1866
75	375
85	345

DATE: JULY 18, 1980
PREPARED FOR: LIGHTOLIER, SECAUCUS N.J.

TESTED ACCORDING TO IES PROCEDURES. TEST DISTANCE EXCEEDS FIVE TIMES THE GREATEST LUMINOUS OPENING OF LUMINAIRE.

COEFFICIENTS OF UTILIZATION

% EFFECTIVE CEILING CAVITY REFLECTANCE

ROOM CAVITY RATIO	% WALL REFLECTANCE																	
	80			70			50			30			10	0				
	50	30	10	50	30	10	50	30	10	50	30	10	50	30	10	50	30	10
1	.80	.79	.77	.79	.77	.76	.76	.75	.73	.73	.72	.71	.71	.70	.69	.68		
2	.75	.72	.70	.74	.71	.69	.72	.70	.68	.69	.68	.66	.67	.66	.65	.64		
3	.70	.67	.64	.69	.66	.64	.67	.65	.63	.66	.63	.62	.64	.62	.61	.59		
4	.66	.62	.59	.65	.61	.59	.63	.60	.58	.62	.59	.57	.61	.58	.57	.56		
5	.61	.57	.54	.61	.57	.54	.59	.56	.53	.58	.55	.53	.57	.55	.53	.52		
6	.57	.53	.50	.57	.53	.50	.59	.52	.50	.55	.52	.49	.54	.51	.49	.48		
7	.53	.49	.46	.53	.49	.46	.52	.48	.46	.51	.48	.45	.50	.47	.45	.44		
8	.50	.45	.42	.49	.45	.42	.49	.45	.42	.48	.44	.42	.47	.44	.42	.41		
9	.46	.42	.39	.46	.42	.39	.45	.41	.38	.44	.41	.38	.44	.41	.38	.37		
10	.43	.38	.35	.42	.38	.35	.42	.38	.35	.41	.38	.35	.41	.37	.35	.34		

20% FLOOR CAVITY REFLECTANCE

Conversion Factor: 100W A19, Gold, C.U. x 0.9.

COEFFICIENTS OF UTILIZATION

% EFFECTIVE CEILING CAVITY REFLECTANCE

ROOM CAVITY RATIO	% WALL REFLECTANCE																	
	80			70			50			30			10	0				
	50	30	10	50	30	10	50	30	10	50	30	10	50	30	10			
1	.67	.65	.64	.66	.64	.63	.63	.62	.61	.61	.60	.59	.59	.58	.57	.56		
2	.61	.59	.56	.60	.58	.56	.58	.56	.54	.57	.55	.53	.55	.53	.52	.51		
3	.56	.53	.50	.55	.52	.49	.54	.51	.49	.52	.50	.48	.51	.49	.47	.46		
4	.51	.47	.44	.51	.47	.44	.49	.46	.44	.48	.45	.43	.47	.44	.43	.41		
5	.47	.43	.40	.46	.42	.39	.45	.42	.39	.44	.41	.39	.43	.40	.38	.37		
6	.43	.38	.35	.42	.38	.35	.41	.38	.35	.40	.37	.35	.39	.37	.34	.33		
7	.39	.34	.31	.38	.34	.31	.37	.34	.31	.37	.33	.31	.36	.33	.30	.29		
8	.35	.31	.28	.35	.31	.28	.34	.30	.28	.34	.30	.27	.33	.30	.27	.26		
9	.32	.28	.25	.32	.28	.25	.31	.27	.25	.31	.27	.24	.30	.27	.24	.23		
10	.29	.25	.22	.29	.25	.22	.29	.25	.22	.28	.24	.22	.28	.24	.22	.21		

20% FLOOR CAVITY REFLECTANCE

Conversion Factors: 2 Lt. 13W Quad Tube: Gold, C.U. x 0.9. 1 Lt 13W Quad Tube: Clear, C.U. x 1.3; Gold, C.U. x 1.2.

To convert lighting data for a lower wattage incandescent lamp of the same type, multiply the footcandle (or candlepower) values by the ratio of the lumens of the tow lamps. The coefficients of utilization remain the same.

Job Information **Type:**

Lightolier a Genlyte company www.lightolier.com
631 Airport Road, Fall River, MA 02720 • (508) 679-8131 • Fax (508) 674-4710
We reserve the right to change details of design, materials and finish.
© 2007 Genlyte Group LLC • H1007