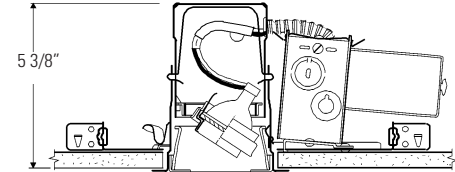
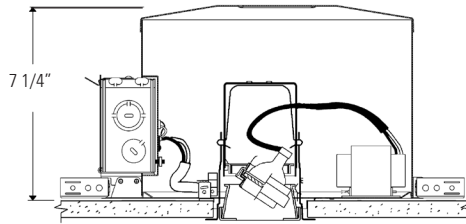



2011/2003R
LyteFining™ NON-IC Remodeler Ring



2011/2000LV/2000LVRE1
Standard Low Voltage 15°



2011/2004ICV/N
LyteFining™ AirSeal® Insulated Ceiling



2011/2000LVNT
Low Voltage Remote Transformer 15°

Complete Fixture consists of Reflector Trim & Frame-In Kit. Select each separately.

Reflector Trim		Frame-In Kit — See Individual Frame-In Kit Specification Sheets								
		Line Voltage				Low Voltage				
2011	Matte White Faceplate	Frame-In Kit	Install Type	Lamping	Height	Frame-In Kit	Installation Type	Lamping	Height	
		2002P1	Non-IC	40W A19	5 1/2"	2000LV	Standard Non-IC		5 3/8"	
				45W PAR16			2000LVR	Remodeler Non-IC		5 3/8"
				50W R20, PAR20			2000LVE1	Electronic Low Voltage Non-IC 120V	20W-50W MR16	5 3/8"
		2003R	Non-IC Remodeler	40W A19	5 1/2"	2000LVE2	Electronic Low Voltage Non-IC 277V		5 3/8"	
				50W R20, PAR20		2004ICV/N	LyteFining AirSeal® IC	20W-37W MR16	7 1/4"	
				60W PAR16		2000LVNT	Low Voltage Remote Transformer	20W-42W MR16	5 3/8"	
						2000AICV	LyteFining AirSeal® IC	20W-35W MR16	7 5/16"	

* 60W A19 with 2003R

Features

- Reflector:** Hydroformed aluminum, .040" thick (18 ga.); matte white trim flange.
- Pinhole:** Die formed aluminum, .040" thick (18 ga.). Aperture plate and inner shield, matte black inside, matte white finish outside. Cuts off glare at normal viewing angles.
- Frame-In Kit:** (2002P1 standard frame shown) Other frames shown on the right. See Frame-In Kit specification sheet for more detail.

Options & Accessories

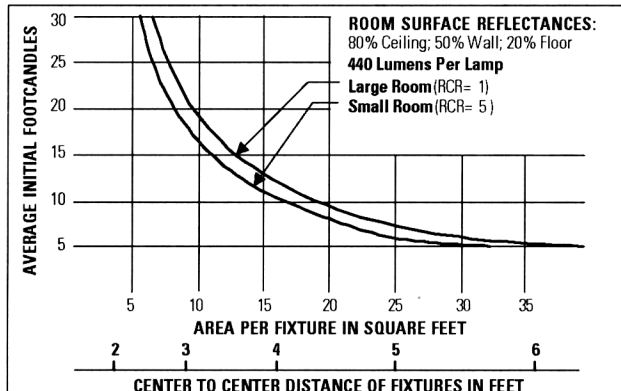
Retaining Clips: 1955 - For Installing in Existing Ceiling

Labels

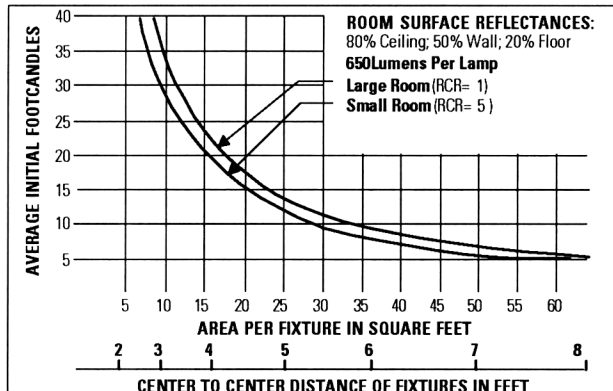
UL (Suitable for Damp Locations), I.B.E.W

Job Information	Type:
Job Name:	
Cat. No.:	
Lamp(s):	
Notes:	

631 Airport Road, Fall River, MA 02720 • (508) 679-8131 • Fax (508) 674-4710
 We reserve the right to change details of design, materials and finish.
 www.lightolier.com © 2008 Philips Group • F1008

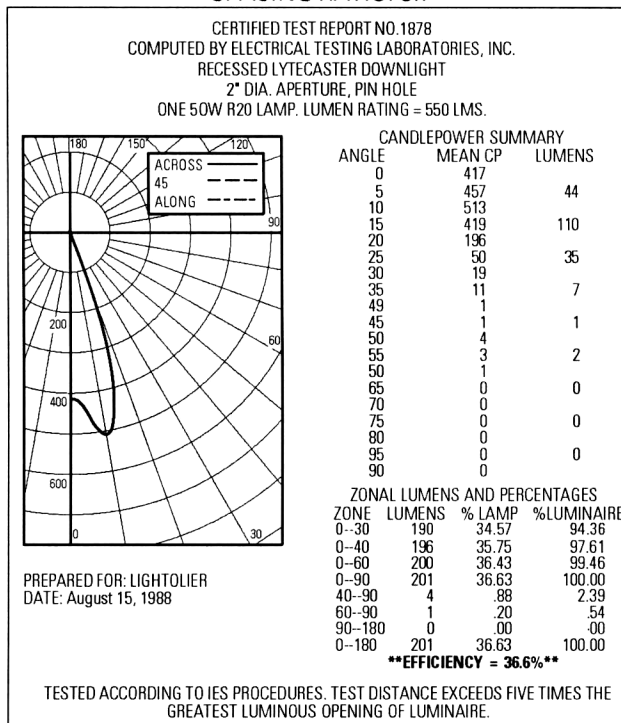


Use quick calculator chart to determine the spacing of 50 Watt R20 units for a desired level of illumination. Conversion Factor 40W A19, F.C. x 0.2.

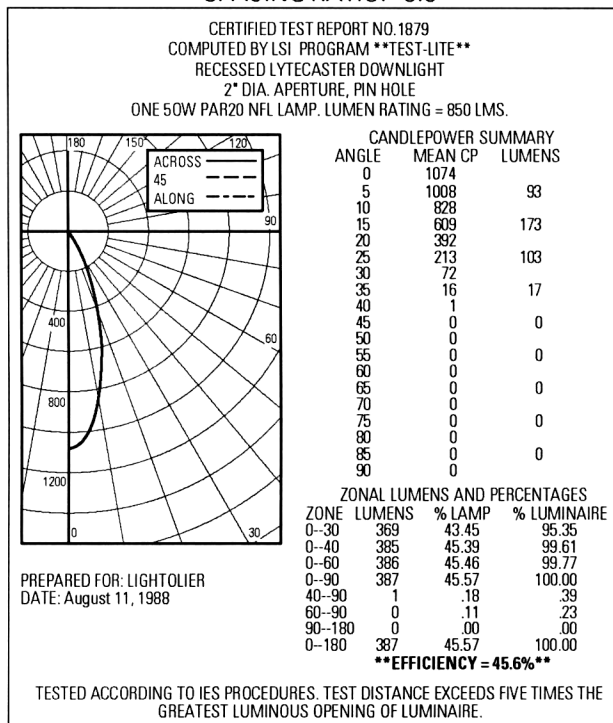


Use quick calculator chart to determine the spacing of 50 Watt PAR20 NFL units for a desired level of illumination. Conversion Factor 50W PAR16 NFL, F.C. x 1.2.

SPACING RATIO: 0.7



SPACING RATIO: 0.5



COEFFICIENTS OF UTILIZATION

ROOM CAVITY RATIO	% EFFECTIVE CEILING CAVITY REFLECTANCE																							
	80				70				50				30				10				0			
	50	30	10	0	50	30	10	0	50	30	10	0	50	30	10	0	50	30	10	0				
1	.42	.41	.41	.41	.41	.40	.40	.39	.39	.38	.38	.38	.37	.37	.37	.36								
2	.40	.39	.39	.40	.39	.38	.38	.38	.37	.37	.37	.37	.36	.36	.36	.35								
3	.39	.38	.37	.38	.37	.37	.38	.37	.36	.36	.36	.36	.36	.35	.35	.35								
4	.38	.36	.36	.37	.36	.35	.37	.38	.35	.35	.35	.35	.35	.34	.34	.34								
5	.36	.35	.34	.36	.35	.34	.36	.36	.34	.35	.34	.34	.35	.34	.33	.33								
6	.36	.34	.33	.35	.34	.33	.35	.34	.33	.34	.33	.33	.34	.33	.33	.33								
7	.35	.33	.32	.34	.33	.32	.34	.33	.32	.34	.33	.32	.33	.32	.32	.31								
8	.34	.32	.31	.33	.32	.31	.33	.32	.31	.33	.32	.31	.33	.32	.31	.31								
9	.33	.32	.31	.33	.32	.31	.32	.31	.30	.32	.31	.30	.32	.31	.30	.30								
10	.32	.31	.30	.32	.31	.30	.32	.31	.30	.31	.30	.30	.31	.30	.30	.29								

20% FLOOR CAVITY REFLECTANCE
Conversion Factors: 40WA19, CU, x 0.2.

COEFFICIENTS OF UTILIZATION

ROOM CAVITY RATIO	% EFFECTIVE CEILING CAVITY REFLECTANCE																							
	80				70				50				30				10				0			
	50	30	10	0	50	30	10	0	50	30	10	0	50	30	10	0	50	30	10	0				
1	.52	.51	.51	.51	.50	.50	.49	.49	.48	.48	.47	.47	.46	.46	.46	.45								
2	.50	.49	.48	.49	.48	.47	.48	.47	.46	.47	.46	.45	.45	.44	.44	.44								
3	.48	.47	.46	.48	.46	.46	.47	.46	.45	.46	.45	.44	.45	.44	.44	.43								
4	.47	.45	.44	.46	.45	.44	.45	.44	.43	.45	.44	.43	.44	.43	.42	.42								
5	.45	.44	.43	.45	.43	.42	.44	.43	.42	.44	.42	.42	.43	.42	.41	.41								
6	.44	.43	.41	.44	.42	.41	.43	.42	.41	.43	.42	.41	.42	.41	.41	.40								
7	.43	.41	.40	.43	.41	.40	.42	.41	.40	.42	.40	.40	.41	.40	.39	.39								
8	.42	.40	.39	.41	.40	.39	.41	.40	.39	.41	.40	.39	.40	.39	.38	.38								
9	.41	.39	.38	.40	.39	.38	.40	.39	.38	.40	.38	.38	.39	.38	.37	.37								
10	.40	.38	.37	.40	.38	.37	.39	.38	.37	.39	.38	.37	.39	.37	.37	.36								

20% FLOOR CAVITY REFLECTANCE
Conversion Factors: 50W PAR16 NFL, CU, x 1.1.

To convert lighting data for a lower wattage lamp of the same type, multiply footcandles (or candlpower) values by the ration of the lumens of the two lamps. The coefficients of utilization remain the same.

Job Information Type:

631 Airport Road, Fall River, MA 02720 • (508) 679-8131 • Fax (508) 674-4710
We reserve the right to change details of design, materials and finish.
www.lightolier.com © 2008 Philips Group • F1008