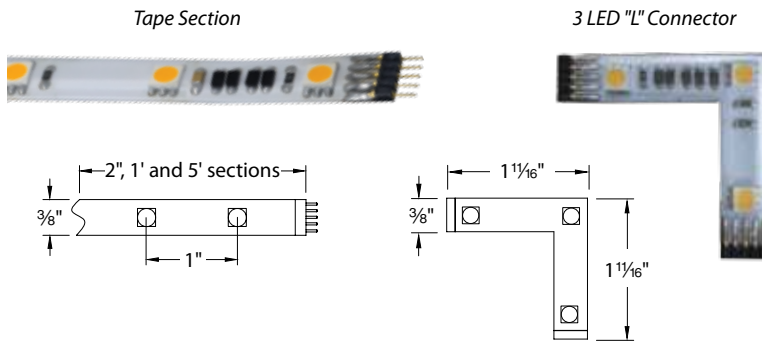


InvisiLED® Pro

24V High Output LED Tape Light



Fixture Type:

Catalog Number:

Project:

Location:

PRODUCT DESCRIPTION

Professional grade white tape light that delivers optimal color consistency and brightness. An ideal system for task or accent lighting applications.

FEATURES

- Ultra thin profile at 3/8"
- Diodes spaced evenly at 1" on center
- Minimum run length of 1' and maximum of 33'
- May be field cut every 2" at the end of a run
- Three mounting methods provided for different surfaces
- 50,000 hour rated life
- 5 year WAC Lighting product warranty

SPECIFICATIONS

Construction: Flexible, silicone cased tape light. Peel and stick 3M construction adhesive on back. Indicating marks on back for field cutting.

Power Supply: Remote and plug-in electronic Class 2 transformers. 120VAC 50/60Hz input, 24V 60W and 96W output.

Light Source: 12 LEDs per foot. Runs on 24V at 3W per foot.

Dimming: May be dimmed with electronic low voltage (ELV) dimmer.

Operating Temperature: -4°F – 122°F (-20°C – 50°C), relative humidity 95%.

Standards: UL & CUL Listed for damp locations.

POWER SUPPLIES

Remote (Hard-Wired)

EN-2460-RB2-T 24VAC/60W Class 2 LED transformer

EN-24100-RB2-T 24VAC/96W Class 2 LED transformer

Plug-in

EN-2460-P-AR-T 24VAC/60W Class 2 LED transformer

EN-24100-P-AR-T 24VAC/96W Class 2 LED transformer

POWER SUPPLY ACCESSORIES

TB-S Wiring box with switch

LED-TC-P-2 2' lead wire for power supply

LED-TC-P-12 12' lead wire for power supply

LED-TC-EXT-144 12' extension cable

TAPE LIGHT ACCESSORIES

LED-TC-IC Joiner cables

LED-TC-EC End cap

LED-TC-X 4 way "X" connector

LED-T-CL Mounting clips

LED-TC-Y 3 way "Y" connector

LED-T-RC Retrofit channel

LED-TC-L "L" connector

For full descriptions and specs of Power Supplies and Accessories see next page.

FIXTURE PERFORMANCE – TAPE SECTIONS

Color Temp	Watts/ft	Lumens/ft	Efficacy (Lm/W)	CRI
2700K	3	200	66.7	85
3000K	3	200	66.7	85
3500K	3	207	69.0	82
4500K	3	215	72.0	82

ORDER NUMBER – TAPE SECTIONS

Model #	Color Temp	Length	Qty	Finish
LED-T24	W 2700K	2IN 2 inches	1	WT White
	P 3000K	1 1 foot	1	
	35 3500K	5 5 feet	1	
	C 4500K	1-40 1 foot	40	

FIXTURE PERFORMANCE – 3 LED "L" CONNECTOR

Color Temp	Watts	Lumens	Efficacy (Lm/W)	CRI
2700K	1.2	50	41.7	85
3000K	1.2	50	41.7	85
3500K	1.2	52	43.3	82
4500K	1.2	54	45.0	82

ORDER NUMBER – 3 LED "L" CONNECTOR

Model #	Color Temp	Finish
LED-T24	W 2700K	3L WT White
	P 3000K	
	35 3500K	
	C 4500K	

LED-T24 - - **WT**

Example: **LED-T24P-2IN-WT**

LED-T24 - **3L** - **WT**

Example: **LED-T24P-3L-WT**



WAC Lighting
www.waclighting.com
Phone (800) 526.2588 • Fax (800) 526.2585




Headquarters/Eastern Distribution Center
44 Harbor Park Drive • Port Washington, NY 11050
Phone (516) 515.5000 • Fax (516) 515.5050








Western Distribution Center
1750 Archibald Avenue • Ontario, CA 91760
Phone (800) 526.2588 • Fax (800) 526.2585

InvisiLED® Pro

24V High Output LED Tape Light

POWER SUPPLIES		Model #	Input	Output	Dimensions	Description
Remote Class 2 AC Transformer		EN-2460-RB2-T EN-24100-RB2-T	120V 120V	24V/60W 24V/96W	6½" × 1⅝" × 1¼" 6⅞" × 1⅝" × 1⅝"	6' lead wire included. Requires a minimum load of 1W. Max run 60W: 20' Max run 96W: 32'
Plug-in Class 2 AC Transformer		EN-2460-P-AR-T EN-24100-P-AR-T	120V 120V	24V/60W 24V/96W	2¾" × 1⅝" × 1¼" 4½" × 1⅞" × 1¾"	6' lead wire included. Requires a minimum load of 1W. Max run 60W: 20' Max run 96W: 32'

POWER SUPPLY ACCESSORIES		Model #	Dimensions	Description
Wiring box with switch		TB-S	6¼" × 1⅝" × 1¼"	Use when spanning a large gap in a system layout without leaving exposed wiring (<i>ie: lighting kitchen cabinets on both sides of a sink or window</i>). Low voltage wiring is collected inside box, with Romex® wire output to go behind a wall.
Lead Wire		LED-TC-P-2 LED-TC-P-12	2' 12'	Alternative length of lead wires for plug-in or remote power supply. May be field cut for use with a remote power supply.
Extension Cable		LED-TC-EXT-144	12'	Use to extend the distance between power supply and tape section.

TAPE LIGHT ACCESSORIES		Model #	Dimensions	Description
Joiner Cable		LED-TC-IC2 LED-TC-IC6 LED-TC-IC12 LED-TC-IC72	2" 6" 12" 72"	Connects two sections of InvisiLED® Pro.
4-Way "X" Connector		LED-TC-X	3¾" × 3¾" × ⅝" center: ¾" arms: 1½" each	"X" connector has one male and three female connectors. <i>(Total run length power consumption cannot exceed transformer load when "X" connector is used).</i>
3-Way "Y" Connector		LED-TC-Y	3⅛" × 3⅛" × ⅝" center: ¾" arms: 1½" each	"Y" connector has one male and two female connectors. <i>(Total run length power consumption cannot exceed transformer load when "Y" connector is used).</i>
"L" Connector		LED-TC-L	1⅜" × 1⅝" × ¼"	"L" connector has male and female connectors, use to create 90° right angles.
End cap		LED-TC-EC	½" × ¼" × ⅜" ½" × ½" × ⅛"	Includes 1 cut end cap and 1 male end cap. Use to terminate every run to protect against contaminants.
Mounting Clips (10 pack)		LED-T-CL	½"	For installation on surfaces that are difficult to adhere to. Two mounting clips per foot are recommended for straight runs.
Retrofit Channel		LED-T-RC	36" × ½" × ½"	Use to construct a miniature cove or light baffle in which tape may be concealed. May also be mounted to the channel as a way to change the direction of the projected light.

WAC Lighting
www.waclighting.com
Phone (800) 526.2588 • Fax (800) 526.2585

Headquarters/Eastern Distribution Center
44 Harbor Park Drive • Port Washington, NY 11050
Phone (516) 515.5000 • Fax (516) 515.5050

Western Distribution Center
1750 Archibald Avenue • Ontario, CA 91760
Phone (800) 526.2588 • Fax (800) 526.2585