



PowerMark Gold*

Commercial Accessories

PowerMark Gold Riser Panel


- Single-phase, 125A only, 12 and 20 circuits
- Offset interior offers 4 5/8" gutter space to allow use of tap kits
- Interior mounting allows gutter location on either left or right side
- Accepts 22kAIC rated main breaker, series rated 22/10
- Sturdy copper bus and galvanized box for increased durability and reliability
- Auxiliary gutter
- Three-pole subfeed lugs
- Accepts THQP circuit breakers in every location

One-piece interior is easy to remove and reinstall

Sturdy copper bus is tinned for corrosion resistance

Galvanized box and breaker mounting rails for increased durability and reliability

Accepts GE Q-line branch circuit breakers, including GE's exclusive 1/2" THQPs



4 5/8" gutter provides additional wire space to allow use of tap kits

Panel rated 22kAIC standard

Combination slotted/Robertson screws help speed wiring

Extruded neutrals are easier to wire and help to reduce installation time and cost

All neutral holes rated for 14 - 4 wire

Front packed in inner carton for added protection during shipment and on job site

PowerMark Gold Commercial Accessories

Selection Guide

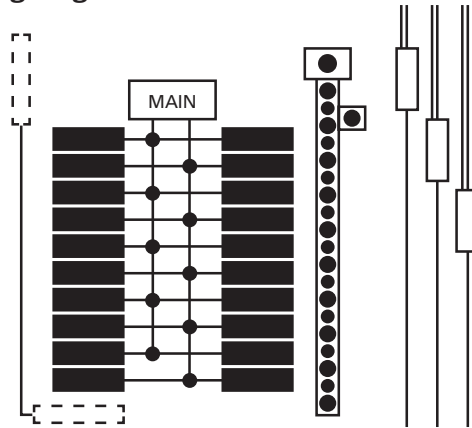
Product	Description	Product Number	Equipment Ground Kit
125A Riser Panel	20 Circuit	TLM2012CCURP	TGK12 ¹
125A Riser Panel	12 Circuit	TLM1212CCURP	TGK12
225A Feed Through Lug Kit	3-pole, 22kAIC	THLK3225	N/A
24" Auxiliary Gutter	14" x 24.68" x 3.75"	TMAGB24	N/A
28" Auxiliary Gutter	14" x 26.44" x 3.75"	TMAGB28	N/A
33" Auxiliary Gutter	14" x 33.19" x 3.75"	TMAGB33	N/A
39" Auxiliary Gutter	14" x 39.19" x 3.75"	TMAGB39	N/A
43" Auxiliary Gutter	14" x 43.44" x 3.75"	TMAGB43	N/A
43" Auxiliary Gutter (deep)	14" x 43.44" x 4.63"	TMAGB43D	N/A
250 MCM Tap Kit	#6 - 250 MCM (line/load lug) #6 - 250 MCM (tap lug)	TMGT250	N/A
500 MCM Tap Kit	350 - 500 MCM (line/load lug) #2 - 500 MCM (tap lug)	TMGT500	N/A
750 MCM Tap Kit	500 - 750 MCM (line/load lug) #2 - 500 MCM (tap lug)	TMGT750	N/A

1. There are two locations for the bar to be mounted and both may be utilized if required.

Accessories and Options

- Door and handle
- Equipment ground kits (see product number TGK12)
- Front filler plates
- Handle locks
- Handle ties
- Hardware kits (see product no. THDWRKIT)
- Universal raintight hubs

Wiring Diagrams



Breaker Symbol	Breaker Fill	
	1" THQL	1/2" THQP
	1	2

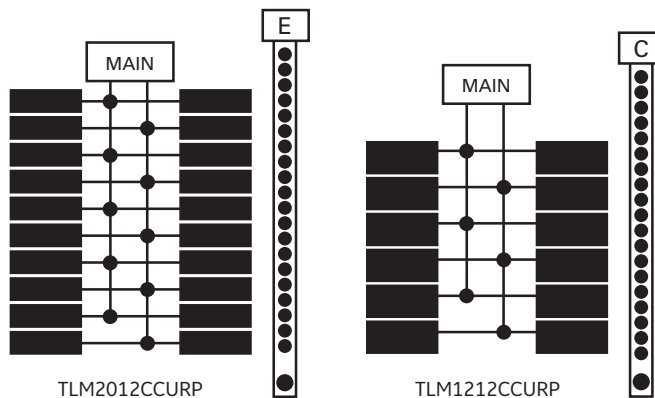
Terminal Symbol	Wire Range	
	Cu	Al
•	14-4	12-4
A	6-2/0	6-2/0

References

DEM-070 Riser Panel and Auxiliary Gutter Submittal Drawings

Ground Bar Options

Wire Taps



GE
Industrial Solutions
41 Woodford Avenue
Plainville, CT 06062
1-800-431-7867
www.geindustrial.com

¹Indicates a trademark of the General Electric Company and/or its affiliates.
Information provided is subject to change without notice. Please verify all details with GE. All values are design or typical values when measured under laboratory conditions, and GE makes no warranty or guarantee, express or implied, that such performance will be obtained under end-use conditions.
©2016, General Electric Company and/or its affiliates. All rights reserved.
9.16 DET-223C