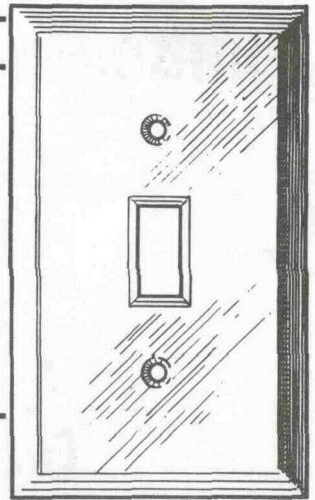


Jumbo/ Oversize


- Ideal for covering broken plaster and irregularly cut holes in sheet rock or paneling around the box.
- Can be used to protect wall surrounding wiring devices thus reducing maintenance.
- Useful for replacement of plates in old work where a mark is left around the original plate.
















For color photos of finishes see inside front cover.

1 Gang	5.5" x 3.5"
2 Gang	5.5" x 5.5"
3 Gang	5.5" x 7.5"
4 Gang	5.5" x 9.5"
5 Gang	5.5" x 11.5"

STANDARD SHAPE

 listed 883C except where noted by asterisk(*)

See page A85 for ordering Custom Jumbo/Oversize Plates not found in this listing. Available to 20 gangs on special order.

	STAIN- LESS TYPE 302 (.035") Spec. Grade Satin Finish (302SS)	SATIN BRASS (.040") Satin Finish US#4 (4BB)	ALUMI- NUM (.050") Clear Anodized US#28 (5AA)	STAIN- LESS TYPE 430 (.030") Satin Finish US#32 (SS)	BROWN WRINKLE Painted Steel (DB)	IVORY WRINKLE Painted Steel (DI)
 1 Toggle Switch (1T-SL)	93871	94871	95871	97871	98871	99871
 2 Toggle Switches (2T-SL)	93872	94872	95872	97872	98872	99872
 3 Toggle Switches (3T-SL)	93873	94873	95873	97873	98873	99873
 4 Toggle Switches (4T-SL)	93874	94874	95874	97874	98874	99874
 5 Toggle Switches (5T-SL)	93875	94875	95875	97875	98875	99875
 1 Duplex Receptacle (1ODR-SL)	93801	94801	95801	97801	98801	99801
 2 Duplex Receptacles (2ODR-SL)	93802	94802	95802	97802	98802	99802
 1 Single Recept. (1.405") (1OR-SL)	93891	94891	95891	97891	98891	99891
 1 Blank (Box Mntg. 3.281") (1B-SL)	93851	94851	95851	97851	98851	99851
 2 Blanks (Box Mntg. 3.281") (2B-SL)	93852	94852	95852	97852	98852	99852
 3 Blanks (Box Mntg. 3.281") (3B-SL)	93853	94853	95853	97853	98853	99853
 One 5/8" ID Phone (Box Mntg. 3.281") (01-SL)*	93861	94861	95861	97861	98861	99861
 One Phone with .375" ID Grommet and Mounting Strap (Device Mntg. 2.375")*	93881	94881	95881	97881	98881	99881

Material Specifications

Stainless Steel	Type 302 Spec. Grade (18% chrome-8% nickel) Non-Magnetic and Corrosion Resistant For hospitals, schools and other public institutions.	Finish	Shape	Thickness	U.S. Bureau Standards Symbols	Finish Designator	Cat. Page #
	(302SS)	#4 Fine Satin	S	.035	US #32D	93000	A7-13
	(302SS-PRL)	#4 Fine Satin	P	.035	US #32D	53000	A42-47
	(302-6SS)	#4 Fine Satin	S	.060	US #32D	70000	A28-34
	(302SP)	Mirror Polish	S	.035	US #32	68000	A28-34
	Type 430 (SS)	#4 Fine Satin	S	.030	US #32	97000	A7-13
	Type 430 (SS-PRL)	#4 Fine Satin	P	.030	US #32D	57000	A42-47


Aluminum	Clear Anodized (5AA)	Matte, Smooth	S	.050	US #28	95000	A28-34
	Clear Anodized (5AA-PRL)	Matte, Smooth	P	.050	US #28	55000	A42-47
	Bright Satin (SAL)	Satin	S	.040	—	62000	A28-34

Brass & Bronze Lacquered to prevent oxidation	Statuary Bronze Dark (4DBR)	Antiqued, Relieved	S	.040	US #20	69000	A35-41
	Bank Bronze Medium (4ABR)	Antiqued, Relieved	S	.040	US #10B	65000	A35-41
	Satin Brass (4BB)	Satin #4 Polish	S	.040	US #4	94000	A28-34
	Satin Brass (4BB-PRL)	Satin #4 Polish	P	.040	US#4	54000	A42-47
	Satin Brass (6BB)	Satin #4 Polish	S	.060	US #4	96000	A28-34
	Satin Bronze (4SBR)	Satin #4 Polish	S	.040	US #10	66000	A35-41
	Satin Bronze (4SBR-PRL)	Satin #4 Polish	P	.040	US #10	56000	A42-47
	Polished Brass (4PB)	Mirror Finish	S	.040	US #3	64000	A28-34


Lexan® Thermoplastic	Brown	91000	A54-57
	Gray	77000G	A54-57
	Ivory	92000	A54-57
	Red	77000R	A54-57
	White	90000	A54-57

WALL PLATE COLOR GUIDE

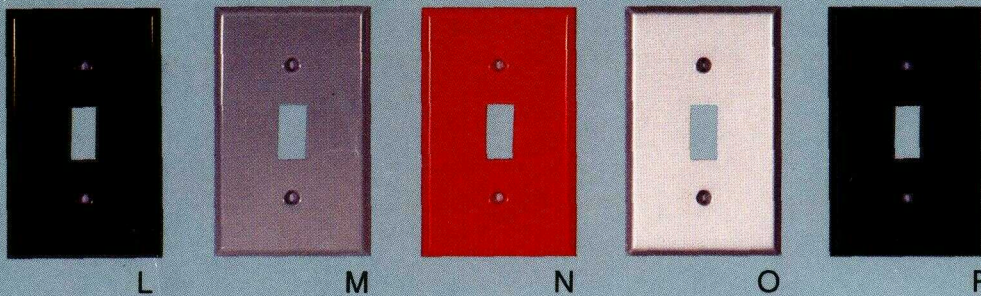
STANDARD SHAPE




A B C D E



F G H I J K



L M N O P



Q R S T U

- | | | |
|--|--------------------------------|--|
| A. Polished Chrome (83000) | G. Brown Wrinkle (98000) | N. Red Semi-Gloss (51000) |
| B. Stainless Steel (97000, 93000, 70000) | H. White Wrinkle (85000) | O. Aluminum Painted Steel/Cadilite (88000) |
| C. Polished Stainless (68000) | I. Ivory Semi-Gloss (84000) | P. Black Matte (87000) |
| D. Clear Anodized Aluminum (95000) | J. Sprayed Brass Matte (81000) | Q. Satin Brass (94000, 96000) |
| E. Satin Aluminum (62000) | K. White Semi-Gloss (86000) | R. Bank Bronze (65000) |
| F. Ivory Wrinkle (99000) | L. Brown Semi-Gloss (82000) | S. Satin Bronze (66000) |
| | M. Gray Semi-Gloss (58000) | T. Statuary Bronze (69000) |
| | | U. Polished Brass (64000) |