


COOPER CROUSE-HINDS®

# Steel Outlet Boxes

## 4" Square Boxes, Covers and Extension Rings




















# STEEL OUTLET BOXES



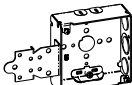



## 4" Square Box and Cover Selection Chart

### 4 INCH SQUARE BOXES

#### For Use With Conduit

Depth / Construction	Catalog Number and Knockout Information				
<b>1 1/4" Drawn</b> 18.0" cubic capacity  Side Knockout Information Bottom Knockout Information	 <b>TP408</b> 12-1/2" 5-1/2"				
<b>1 1/2" Welded</b> 22.0" cubic capacity  Side Knockout Information Bottom Knockout Information	 <b>TP404</b> 8-1/2", 4-1/2" & 3/4" E 2-1/2", 2-1/2" & 3/4" E	 <b>TP423</b> 6-1/2", 3-1/2" & 3/4" E 2-1/2", 2-1/2" & 3/4" E	 <b>TP425</b> 6-1/2", 3-1/2" & 3/4" E 2-1/2", 2-1/2" & 3/4" E	 <b>TP467</b> 8-3/4" 2-1/2", 2-1/2" & 3/4" E	 <b>TP469</b> 6-3/4" 2-1/2", 2-1/2" & 3/4" E
<b>1 1/2" Drawn</b> 21.0" cubic capacity  Side Knockout Information Bottom Knockout Information	 <b>TP405</b> 4-1/2", 6-1/2" & 3/4" - C 3-1/2", 2-3/4"	 <b>TP410</b> 12-1/2" 5-1/2"	 <b>TP412</b> 8-3/4" 3-1/2", 2-3/4"	 <b>TP414</b> 8-1/2", 4-3/4" 3-1/2", 2-3/4"	
<b>2 1/8" Welded</b> 30.3" cubic capacity  Side Knockout Information Bottom Knockout Information	 <b>TP403</b> 8-1/2", 4-1/2" & 3/4" E 2-1/2", 2-1/2" & 3/4" E	 <b>TP432</b> 8-3/4" 2-1/2", 2-1/2" & 3/4" E	 <b>TP436</b> 8-1" 2-1/2", 2-1/2" & 3/4" E	 <b>TP451</b> 6-1/2", 3-1/2" & 3/4" E 2-1/2", 2-1/2" & 3/4" E	 <b>TP437</b> 6-1/2", 3-1/2" & 3/4" E 2-1/2", 2-1/2" & 3/4" E
<b>2 1/8" Drawn</b> 30.3" cubic capacity  Side Knockout Information Bottom Knockout Information	 <b>TP434</b> 8-1/2", 4-3/4" 3-1/2", 2-3/4"		 <b>TP438</b> 4-1/2", 6-1/2" & 3/4" - C 3-1/2", 2-3/4"		

#### For Use With Non-Metallic Cable - Clamps in Each End







Depth / Construction	Catalog Number and Knockout Information			
<b>1 1/2" Welded</b> 4-Cable 22.0" cubic capacity  Side Knockout Information Bottom Knockout Information	 <b>TP444</b> 4-1/2", 2-1/2" & 3/4" E 1-1/2"	 <b>TP445</b> 2-1/2", 1-1/2" & 3/4" E 1-1/2"	 <b>TP446</b> 2-1/2", 1-1/2" & 3/4" E 1-1/2"	 <b>TP449</b> 2-1/2", 1-1/2" & 3/4" E 1-1/2"
<b>2 1/8" Welded</b> 4-Cable 30.3" cubic capacity  Side Knockout Information Bottom Knockout Information	 <b>TP450</b> 4-1/2", 2-1/2" & 3/4" E 1-1/2"	 <b>TP452</b> 2-1/2", 1-1/2" & 3/4" E 1-1/2"		

# STEEL OUTLET BOXES

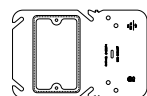



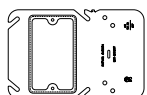

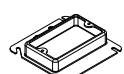

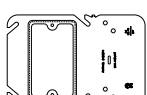


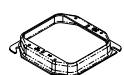
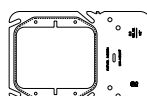


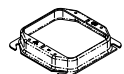
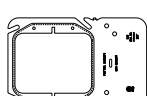

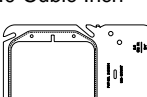




## 4" Square Box and Cover Selection Chart

### 4 INCH SQUARE BOXES

For Use With Armored Cable - Clamps in Each End

Depth / Construction	Catalog Number and Knockout Information			
<b>1 1/2" Welded</b> 4-Cable 22.0" cubic capacity  Side Knockout Information Bottom Knockout Information	 <b>TP454</b> 4-1/2", 2-1/2" & 3/4" E 1-1/2"	 <b>TP456</b> 2-1/2", 1-1/2" & 3/4" E 1-1/2"	 <b>TP459</b> 2-1/2", 1-1/2" & 3/4" E 1-1/2"	 <b>TP461</b> 2-1/2", 1-1/2" & 3/4" E 1-1/2"
<b>2 1/8" Welded</b> 4-Cable 30.3" cubic capacity  Side Knockout Information Bottom Knockout Information	 <b>TP431</b> 4-1/2", 2-1/2" & 3/4" E 1-1/2"	 <b>TP440</b> 2-1/2", 1-1/2" & 3/4" E 1-1/2"		

### COVERS AND EXTENSION RINGS FOR 4" SQUARE BOXES

Uni-Mount™ Covers	4" Square Covers	4" Square Covers	4" Square Covers
<b>TP30000*</b>  1/2" Raised, 3.8 Cubic Inch	<b>TP472</b>  Flat	<b>TP484</b>  1/2" Raised, 3.8 Cubic Inch	<b>TP490</b>  1 1/4" Raised, 8.8 Cubic Inch
<b>TP31000*</b>  5/8" Raised, 4.3 Cubic Inch	<b>TP476</b>  1/2" Raised, 4.0 Cubic Inch	<b>TP486</b>  3/4" Raised, 5.5 Cubic Inch	<b>TP498</b>  1/2" Raised, 6.0 Cubic Inch
<b>TP32000*</b>  3/4" Raised, 5.5 Cubic Inch	<b>TP477</b>  5/8" Raised, 5.5 Cubic Inch	<b>TP488</b>  1" Raised, 6.8 Cubic Inch	<b>TP499</b>  5/8" Raised, 8.0 Cubic Inch
<b>TP35000*</b>  1/2" Raised, 6.0 Cubic Inch	<b>TP478</b>  Flat with 1/2" KO	<b>TP489</b>  5/8" Raised, 5.8 Cubic Inch	<b>TP500</b>  3/4" Raised, 9.0 Cubic Inch
<b>TP36000*</b>  5/8" Raised, 8.0 Cubic Inch	<b>TP482</b>  1/4" Raised, 1.8 Cubic Inch	<b>4" Extension Rings</b>	
<b>TP37000*</b>  3/4" Raised, 9.0 Cubic Inch		<b>4" Extension Rings</b>	
		<b>TP422</b>  8-1/2" Side Knockouts, 4 Moons 21.0 Cubic Inch	<b>TP426</b>  8-3/4" Side Knockouts 21.0 Cubic Inch
		<b>TP424</b>  12-1/2" Side Knockouts 21.0 Cubic Inch	<b>TP428</b>  8-1/2", 4-3/4" Side Knockouts 21.0 Cubic Inch

\* The Uni-Mount is available preassembled to six popular 4" square boxes for even greater labor savings. To order, substitute the last three digits of the Uni-Mount catalog number with the 3 digits of the Cooper Crouse-Hinds 4" box number. The six boxes available preassembled are the TP403, TP404, TP414, TP431, TP434, and TP454.

Example: The 1/2" raised Uni-Mount single device cover, TP30000, assembled to the TP403 box would be ordered as **TP30403**.

## 4 INCH SQUARE BOXES - CROSS REFERENCE INFORMATION

Steel City®	COOPER Crouse-Hinds COMMERCIAL PRODUCTS	Raco®	COOPER Crouse-Hinds COMMERCIAL PRODUCTS	Appleton®	COOPER Crouse-Hinds COMMERCIAL PRODUCTS	Bowers™	COOPER Crouse-Hinds COMMERCIAL PRODUCTS
<b>4" Steel Square Outlet Boxes</b>							
52121-CV-3/4	TP469	181	TP467	4S-1/2-DR	TP410	4-SDW-1	TP436
52141-1/2	TP408	185	TP408	4S-3/4	TP467	4-SDW-3/4	TP432
52151-1/2	TP410	189	TP404	4S-3/4-DR	TP412	4-SDW-FB-SPL	TP451
52151-1/2 - 3/4	TP414	190	TP410	4SD-3/4	TP432	4-SDW-LC	TP450
52151-1/2-3/4-EW	TP404	192	TP414	4SD-3/4	TP436	4-SDW-SPL	TP403
52151-3/4	TP412	196	TP423	4SDSPL	TP403	4SRDVB-PL	TP452
52151-3/4-W	TP467	197	TP425	4SDUB-SPL-PL	TP451	4-SS-1/2	TP408
52151-BN	TP446	199	TP469	4SEK-VP	TP425	4-SW-1/2	TP410
52151-BX	TP456	211	TP444	4SL-1/2	TP408	4-SW-3/4	TP412
52151CV-1/2-3/4	TP423	213	TP454	4-SPL-DR	TP414	4-SW-3/4	TP467
52151-CVN	TP449	218	TP459	4SRAB-EK	TP445	4-SW-BX	TP454
52151-CVX	TP459	219	TP461	4SRB	TP446	4-SW-CKO	TP404
52151-N	TP444	220	TP445	4SRD	TP450	4SWFB 1/2	TP423
52151-V-1/2-3/4	TP425	223	TP449	4SRD-VBPL	TP452	4-SW-FBC	TP449
52151-VN	TP445	224	TP456	4SR-EK	TP444	4-SW-FBH-CKO	TP425
52151-VX	TP461	225	TP446	4SRVB-EK-PL	TP449	4-SW-FBX	TP459
52151-X	TP454	231	TP432	4S-SPL	TP404	4-SW-FBX	TP440
52171-1	TP436	232	TP403	4SVB-3/4-PL	TP469	4-SW-LBX	TP446
52171-1/2 - 3/4E	TP403	233	TP436	4SVBSPL-PL	TP423	4-SW-LBX	TP456
52171-3/4	TP432	235	TP451	4SXAB-EK	TP461	4-SW-LC	TP444
52171-CV-1/2-3/4	TP451	240	TP452	4SXB-PL	TP456	4-SW-SPL	TP414
52171-CVX	TP440	241	TP440	4SXD	TP431		
52171-N	TP450	242	TP450	4SX-EK	TP454		
52171-V-1/2-3/4	TP437	244	TP434	4SXVB-EK-PL	TP459		
52171-VN	TP452			4SXVB-PL	TP440		
52171-X	TP431						
<b>Covers and Extension Rings</b>							
52-C-1	TP472	187	TP422	8461	TP477	400	TP472
52-C-13	TP484	201	TP424	8465	TP472	404	TP498
52-C-14	TP486	202	TP426	8466	TP490	405	TP490
52-C-14-5/8	TP489	203	TP428	8468	TP486	400-K	TP478
52-C-15	TP488	752	TP472	8470	TP500	401-C	TP476
52-C-16	TP490	753	TP478	8474	TP478	401-CC	TP477
52-C-17	TP498	756	TP477	4SE-1/2	TP424	403A	TP486
52-C-18	TP500	767	TP476	4SE-3/4	TP426	403-B	TP482
52-C-18-5/8	TP499	768	TP489	4SES	TP428	403-C	TP489
52-C-3	TP477	769	TP499	4SSBE-SPL	TP422	403-T	TP484
52-C-3-1/2	TP476	771	TP482	8461A	TP476	404-A	TP500
52-C-6	TP478	772	TP484	8466A	TP488	404-C	TP499
52-C-62	TP482	773	TP486	8468A	TP484	405A	TP488
53151-1/2	TP424	774	TP488	8468-B	TP482	4-SW-EA-SPL	TP422
53151-1/2-3/4	TP428	775	TP490	8468C	TP489	4-SW-EXT-1/2	TP424
53151-1/2-3/4-UB	TP422	778	TP498	8470A	TP498	4-SW-EXT-3/4	TP426
53151-3/4	TP426	779	TP500	8470C	TP499	4-SW-EXT-SPL	TP428

Steel City is a registered trademark of Thomas & Betts Corporation.  
 Raco is a registered trademark of Hubbell Incorporated.  
 Appleton is a registered trademark of EGS Electrical Group.  
 Bowers is a registered trademark of Thomas & Betts Corporation.

**For more information:**

Contact an authorized Cooper Crouse-Hinds Distributor, Sales Office or Customer Service Department:

**In the U.S.:**

Cooper Crouse-Hinds  
 P.O. Box 4999  
 Syracuse, NY 13221  
 (315) 477-5531  
 FAX: (315) 477-5179  
[crouse.customerctr@crouse-hinds.com](mailto:crouse.customerctr@crouse-hinds.com)

**In Canada:**

Cooper Crouse-Hinds Canada  
 (905) 507-4187  
 FAX: (905) 568-7048

**For office locations outside of North America  
 or for additional product information, visit our  
 website at: [www.crouse-hinds.com](http://www.crouse-hinds.com)**

