

### Mounting accessories

	Description	Order No.	Price
	Standard mounting rail (5ST1141) unperforated 2 mm long, 1 mm thick, steel, hot-galvanized	3.25 ft. <sup>3)</sup> 6.5 ft.	<b>CMR 3 - 2</b> <b>CMR 6</b>
	Mounting rail, slotted type 35 mm x 7.5 mm x 1 mm (1.37 x 0.29 x 0.03 inch) (2 m/6.5 ft. length) chromated		<b>5ST1146</b>
	<b>Standard mounting rail</b> , unperforated similar to EN 50 022-35 x 15 2 m long, 1.5 mm thick, steel, galvanized, chromated		<b>5ST1 142</b>
	<b>Test plugs</b> for terminals 8WA1 and 8WA2 with bore dia. 2.3 mm or test sockets 8WA1 854, 8WA1 884 Continuous current 10 A  white red blue (1 packg. = 10 units)		<b>8WA1 867</b> <b>8WA1 868</b> <b>8WA1 870</b>  1 packg.
	<b>Test socket</b> dia. 2.3 mm and associated spacing sleeve for link rails, Terminal size 2.5 and 4, Two-tier terminals back tier, Terminal size 6, Continuous current 10 A Test socket <sup>1)</sup> Spacing sleeve <sup>1)</sup>		<b>8WA1 884</b> <b>8WA1 822-7VH11</b>
	<b>Reduction plug</b> for terminals 8WA1 and 8WA2 with bore dia. 2.3 mm or test sockets 8WA1 854, 8WA1 884, Continuous current 10 A, with bore dia. 4 mm		<b>8WA1 871</b>
	<b>End retainer</b> assembly width 10 mm, moulded thermoplastic, suitable for 8WA1 806 marking tag or 8WA8 826-0A, terminal strip identification label or 3TX4 210-0H equipment identification label or four 8WA8 8 . . labels		<b>8WA1 808</b>
	<b>End retainer</b> assembly width 10.3 mm, steel, suitable for 8WA1 806 marking tag		<b>8WA1 805</b>

1) The test socket is to be used with a spacing sleeve.

2) An 8WA1 820 barrier must be inserted when using an end retainer on the 8WA1 89. link rail (size 2.5).

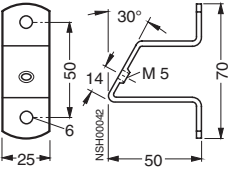
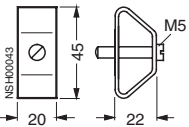
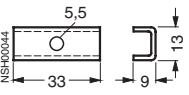
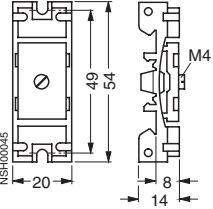
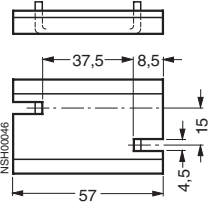
3) Qty. 2 pieces of 3.25 ft. din rail.

# Terminal Blocks

## Accessories

8WA1/8WA2

### Mounting accessories

Dimensions <sup>1)</sup>	Design	Order No.	Price
	<b>Standoff</b> for mounting rails	8WA7 46	
	<b>Spacer bracket</b> for raised mounting of terminal strips	8WA7 53	
	<b>Spacer</b> with 5.5 mm hole for raised mounting of terminal strips	8WA7 52	
	<b>Insulated carrier</b> for insulated mounting of the mounting rails onto plates, frames and standard mounting rails acc. to EN 50 022-35	8WA1 857	
	<b>Label</b> for identifying the insulated carrier	8WA1 864	
	<b>Mounting part</b> for screw mounting of 8WA1 304, 8WA1 011-3DF21, 8WA1 011-3DG21, 8WA1 011-0DG22, 8WA1 011-3DH21 terminal blocks and single terminals (no end retainer is required)	8WA1 815	

1)25.4 mm = 1.00 inch.