

Shown actual size: Maestro® preset digital fade dimmer and 1-gang Satin Colors® wallplate in biscuit (BI)

MAESTRO® digital fade dimmers

product family features

- true multi-location dimming from each location
- tap on to favorite level; tap off; tap twice for full on
- touch rocker to adjust light level
- LEDs indicate light level and glow softly in the dark as a locator light
- delayed off provides light as you exit the room
- line frequency compensation maintains stable light
- coordinating Claro® and Satin Colors® wallplates available separately (including stainless steel)
- programming allows customized functions (application note #124 available at www.lutron.com/applicationnotes)
- **eco-dim**® model available

available models

source type

- incandescent/halogen lighting
- magnetic low-voltage lighting
- electronic low-voltage lighting
- fluorescent lighting
- LED lighting
- quiet 7-speed fan controls
- quiet 7-speed fan/light controls
- exhaust fans (countdown timer only)

control locations

- single pole (one location)
- multi-location dimming (up to ten locations)

available colors (see pages 12-13 for color swatches)

colors (gloss finish)

WH white	GR gray
IV ivory	BR brown
AL almond	BL black
LA light almond	

colors (satin finish)

HT hot	ES eggshell
MR merlot	BI biscuit
PL plum	GS goldstone
TQ turquoise	DS desert stone
TC terracotta	ST stone
GB greenbriar	LS limestone
BG bluestone	SW snow
MS mocha stone	PD palladium
SG sea glass	MN midnight
TP taupe	SI sienna

colors & finishes key

- available in gloss finish
- available in satin finish
- available in all gloss and satin finishes

CAD file downloads available at www.lutron.com/cad

Questions on installation or selection?
Call Lutron® 24 hours/7 days a week at
1.800.523.9466 or visit www.lutron.com

digital fade dimmers



- tap on to favorite level; tap off
- tap twice for full on
- press, hold and release for delayed fade-to-off
- touch rocker to adjust light level
- provides true dimming from each location (with companion dimmers)

incandescent/halogen*

single pole/multi-location	600W	MA-600-	
single pole/multi-location	600W	MSC-600M-	
single pole/multi-location	1000W	MA-1000-	
single pole/multi-location	1000W	MSC-1000M-	

incandescent/halogen — eco-dim®* † NEW

single pole/multi-location	600W	MA-600G-	
----------------------------	------	-----------------	--

eco-dim® model guarantees at least 15% energy savings compared to a standard switch

magnetic low-voltage*

single pole/multi-location	600 VA (450 W)	MALV-600-	
single pole/multi-location	600 VA (450 W)	MSCLV-600M-	
single pole/multi-location	1000 VA (800 W)	MALV-1000-	
single pole/multi-location	1000 VA (800 W)	MSCLV-1000M-	

electronic low-voltage**

single pole/multi-location	600 W	MAELV-600-	
single pole/multi-location	600 W	MSCELV-600M-	

Suggested maximum lighting load for magnetic low-voltage dimming is 450 W for 600 VA products and 800 W for 1000 VA products, to allow for transformer losses.

* minimum load is 40 W/VA

† available in white, ivory, almond, and light almond

** requires neutral wire connection

fluorescent dimming with Hi-lume®, Compact SE™, Eco-10®, EcoSystem® ballasts and Hi-lume® LED



- use with Lutron® 3-wire line-voltage control electronic dimming ballasts
- please refer to the Lutron® Fluorescent Dimming Systems Selection Guide (P/N 366-002) for more information
- provides true dimming from each location (with companion dimmers)
- must be derated if ganged

fluorescent**

single pole/multi-location	6A 120V	MAF-6AM-	NEW
single pole/multi-location	6A 120V	MSCF-6AM-	
single pole/multi-location	6A 277V	MAF-6AM-277-	
single pole/multi-location	6A 277V	MSCF-6AM-277-	

LED with Hi-lume® LED driver only**

single pole/multi-location	6A 120V	MAF-6AM-	NEW
single pole/multi-location	6A 120V	MSCF-6AM-	
single pole/multi-location	6A 277V	MAF-6AM-277-	
single pole/multi-location	6A 277V	MSCF-6AM-277-	

LED with GRX-TVI (0-10 VDC sink control)** NEW

single pole/multi-location	16A load 30 mA control 120/277V	MAF-6AM-	
single pole/multi-location	16A load 30 mA control 120/277V	MSCF-6AM-	

eco-minder™ digital fade dimmer

NEW



- tap on to favorite light level; tap off
- tap twice for full on
- touch rocker to adjust light level
- shows you when you're saving
- LED turns from red to green when you're saving at least 15% energy

incandescent/halogen**

single pole/multi-location 600W

MA-600I-

* minimum load is 40 W/VA

† available in white, ivory, almond, and light almond

companion dimmers



- **for use with multi-location dimmers only**
- use up to nine companion dimmers with only one Maestro® multi-location dimmer
- provides true multi-location dimming from each location
- no derating if ganged
- use standard single-pole and 3-way wiring

companion dimmer 120V

MA-R-

MSC-AD-

companion dimmer 277V

MA-R-277-

MSC-AD-277-

dual dimmers (two loads)



dimmers (top/bottom)

- replacement for stacked switches
- tap on to favorite light level; tap off
- tap twice for full on
- touch rocker to adjust light level
- single location only

incandescent/halogen*

single pole 300W light (top) (incandescent/halogen)
300W light (bottom) (incandescent/halogen)

NEW

MA-L3L3-

* minimum load is 40 W

dimmer/switch (two loads)



dimmer† (top)

- replacement for stacked switches
- tap on to favorite light level; tap off
- tap twice for full on
- touch rocker to adjust light level

switch (bottom)

- tap switch on/off
- single location only

single pole 300W light (top) (incandescent/halogen)
2.5A switch (bottom) lighting load and/or general purpose fan(s)




MA-L3S25-

See page 53 for available colors.

To order, add color suffix to model number.

Example: **MA-600I- WH**

colors & finishes key

-  available in gloss finish
-  available in satin finish
-  available in all gloss and satin finishes

digital switches



- for multi-location switching, use one Maestro® multi-location switch with Maestro® companion switches

incandescent/halogen, magnetic low-voltage, electronic low-voltage, non-dim fluorescent ballasts, non-dim LED drivers, and general purpose fans*

single pole/multi-location 8A light or 3A fan 120V	MA-S8AM-	
single pole/multi-location 8A light or 3A fan 120V	MSC-S8AM-	

incandescent/halogen, magnetic low-voltage, electronic low-voltage, non-dim fluorescent ballasts, and non-dim LED drivers NEW

single pole/multi-location 6A light 277V	MAF-S6AM-277-	
single pole/multi-location 6A light 277V	MSCF-S6AM-277-	

* requires neutral wire connection

companion switches



- **for use with multi-location switches only**
use up to nine Maestro® companion switches with one Maestro® multi-location switch
- can be used with multi-location timer switch
- no derating if ganged

incandescent/halogen, magnetic low-voltage, electronic low-voltage, non-dim fluorescent ballasts, non-dim LED drivers, and general purpose fans

companion switch	120V	MA-AS-	
companion switch	120V	MSC-AS-	

			NEW
companion switch	277V	MA-AS-277-	

Use standard single-pole and 3-way wiring for easy installation.

See page 53 for available colors.

To order, add color suffix to model number.

Example: **MSC-S8AM- HT**

colors & finishes key

	available in gloss finish
	available in satin finish
	available in all gloss and satin finishes

dimmer/countdown timer switch (two loads)



dimmer* (top)

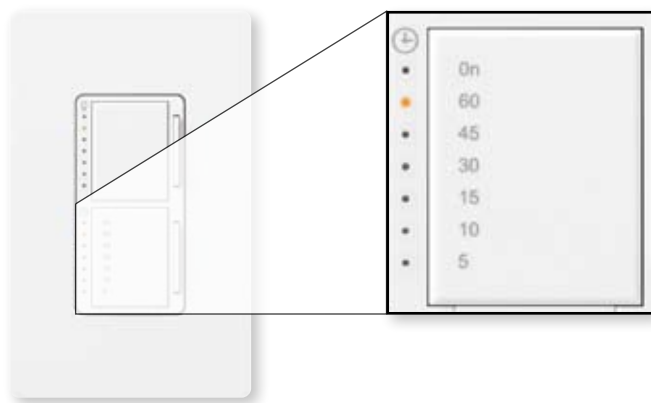
- tap on to favorite light level; tap off
- tap twice for full on
- touch rocker to adjust light level

timer switch (bottom)

- tap on to start timer; tap off
- tap twice for untimed on
- touch rocker to adjust countdown time
- one minute warning before fan or lights go off
- top LED is full on with no timer action

single pole 300W light (top) **MA-L3T251-** NEW
(incandescent/halogen)
2.5A timer switch (bottom)
lighting load and/or general
purpose fan(s)
(single location only)

* minimum load is 40 W/VA



countdown timer switch (5-60 minutes/full on)



- use with exhaust fans to reduce moisture, mold, and mildew in bathrooms and kitchens
- use with lighting
- tap on to start timer; tap off
- tap twice for untimed on
- touch rocker to adjust countdown time
- one minute warning before fan or lights go off
- top LED is full on with no timer action

single pole, no neutral required 600W/VA (5 A) **MA-T51-** NEW
on/off lighting load
(incandescent/halogen, MLV)
OR 3A general purpose fan(s)

single pole/multi-location neutral required 600W/VA (5 A) **MA-T51MN-** NEW
on/off lighting load
(incandescent/halogen, MLV, ELV, fluorescent)
OR 3A general purpose fan(s)

use MA-T51MN- with a companion switch (MA-AS- or MSC-AS-) for multi-location switching

countdown timer switch† (5-30 minutes)



- use with exhaust fans to reduce moisture, mold, and mildew in bathrooms and kitchens
- use with lighting
- tap on to start timer; tap off
- tap twice for untimed on
- touch rocker to adjust countdown time
- one minute warning before fan or lights go off
- timer always turns off

single pole 600W/VA (5 A) **MA-T530G-** NEW
on/off lighting load
(incandescent/halogen, MLV)
OR 3A general purpose fan(s)

See page 53 for available colors.

To order, add color suffix to model number.

Example: **MA-L3T251- HT**

† available in white, ivory, almond, and light almond

digital fan control

NEW



- multi-location, fan only
- controls up to four fans
- one canopy module included, order one canopy module (CM-FQ1) for each additional fan controlled
- gloss or satin finish
- 7 quiet fan speeds plus off

quiet 7-speed fan control

multi-location 4 A

MA-FQ4FM- ☐

Includes the necessary wall-mounted fan control and fan-mounted canopy module.
Wallplate sold separately.

quiet 7-speed fan control package

multi-location package 4 A

MA-FQ3- ☐

Includes the MA-FQ4FM- and MA-AFQ4-
Wallplate sold separately.

companion fan control



- **for use with multi-location control only**
use up to **two** companion fan controls with only one Maestro® digital fan control
- gloss or satin finish

companion 4 A
fan control

MA-AFQ4- ☐

Use up to a maximum of **two** companion fan controls with one MA-FQ4FM- for multi-location control.

See page 53 for available colors.

To order, add color suffix to model number.

Example: MA-FQ4FM- WH

canopy module



- for use only in multi-fan applications with MA-FQ4FM
- order one canopy module for each additional fan controlled
- use up to three fan-mounted canopy modules for up to four fans total

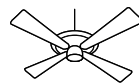
canopy module 1 A

CM-FQ1

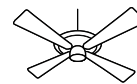
One canopy module is included with each Maestro® fan only wall control (MA-FQ4FM-).

In multi-fan applications you will need to order one additional canopy module (CM-FQ1) for each additional fan – four fans total.

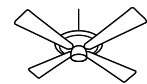
Example: Three fans controlled from one location.



order
MA-FQ4FM

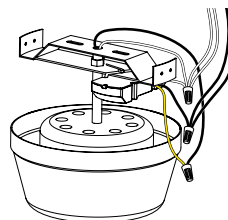


order
CM-FQ1

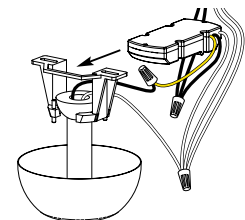


order
CM-FQ1

For flush mount or down rod fan applications.






flush mount



down rod

colors & finishes key

-  available in gloss finish
-  available in satin finish
-  available in all gloss and satin finishes

fan/light controls



dimmer (top)

- tap on to favorite light level; tap off
- tap twice for full on
- touch rocker to adjust light level

fan control (bottom)

- tap on to favorite fan speed; tap off
- touch rocker to adjust fan speed
- 7 quiet fan speeds plus off provide enhanced comfort

incandescent/halogen / fan/light package

(clamshell – gloss finish only)

single pole 300W light (top) **MA-LFQHW-**
1 A fan (bottom)

Clamshell fan/light package includes the necessary wall-mounted fan/light control, wallplate and fan-mounted canopy module.

incandescent/halogen / fan/light package

(boxed – gloss or satin finish)

multi-location 300W light (top) **MA-LFQM-**
1 A fan (bottom)

Boxed fan/light package includes the necessary wall-mounted fan/light control and fan-mounted canopy module.

Use up to a maximum of two companion wall-mounted fan/light controls (MA-ALFQ35-) for multi-location control.

See canopy module details on page 58.

companion fan/light control



- **for use with multi-location control only**
use up to **two** companion controls with only one Maestro® multi-location fan/light control
- gloss or satin finish

companion fan/light control **MA-ALFQ35-**

Use standard single-pole, 3-way, and 4-way wiring for easy installation.

See page 53 for available colors.

To order, add color suffix to model number.

Example: **MA-LFQHW- WH**

colors & finishes key

- available in gloss finish
- available in satin finish
- available in all gloss and satin finishes

remote control digital fade dimmers



- tap on to favorite level; tap off
- touch rocker to adjust light level
- tap twice for full on
- press, hold and release for gradual fade-to-off
- touch rocker to adjust light level
- provides true dimming from each location (with multi-location dimmers)

incandescent/halogen†

single pole	600 W	MIR-600-	<input type="checkbox"/>
single pole	1000 W	MIR-1000-	<input type="checkbox"/>
multi-location	600 W	MIR-600M-	<input type="checkbox"/>
multi-location	1000 W	MIR-1000M-	<input type="checkbox"/>

magnetic low-voltage†

single pole	600 VA (450 W)	MIRLV-600-	<input type="checkbox"/>
single pole	1000 VA (800 W)	MIRLV-1000-	<input type="checkbox"/>
multi-location	600 VA (450 W)	MIRLV-600M-	<input type="checkbox"/>
multi-location	1000 VA (800 W)	MIRLV-1000M-	<input type="checkbox"/>

Suggested maximum lighting load for magnetic low-voltage dimming is 450 W for 600 VA products and 800 W for 1000 VA products, to allow for transformer losses.

electronic low-voltage*

single pole	600 W	MIRELV-600-	<input type="checkbox"/>
multi-location	600 W	MIRELV-600M-	<input type="checkbox"/>

* requires neutral wire connection

† minimum load is 60 W/VA

companion dimmer



- **for use with multi-location dimmers only**
use up to **nine** companion dimmers with only one Maestro IR® multi-location dimmer
- provides true dimming from each location
- no derating if ganged

companion dimmer

MA-R- 
MSC-AD- 

Use standard single-pole and 3-way wiring for easy installation.

IR remote control



- press and hold silver button to save your favorite light setting
- press silver button to recall favorite light level
- works with most learning remote controls
- IR frequency is 40kHz
- 30 feet line-of-sight to wall dimmer
- touch rocker to adjust light level
- battery included

IR remote control




MIR-ITFS-WH

See page 53 for available colors.

To order, add color suffix to model number.

Example: **MIR-600- WH**

colors & finishes key

-  available in gloss finish
-  available in satin finish
-  available in all gloss and satin finishes

remote control digital fade dimmer packages



incandescent/halogen† (clamshell packaging)

single pole 600W **MIR-600THW-**

Clamshell dimming package includes the dimmer, IR remote control, and wallplate (available in gloss only).

incandescent/halogen† (boxed packaging)

single pole	600W	MIR-600T-	<input type="checkbox"/>
single pole	1000W	MIR-1000T-	<input type="checkbox"/>
multi-location	600W	MIR-600MT-	<input type="checkbox"/>
multi-location	1000W	MIR-1000MT-	<input type="checkbox"/>

Boxed dimming package includes the dimmer and remote control. Wallplate sold separately. For companion dimmers, see page 60.

† minimum load is 60 W/VA

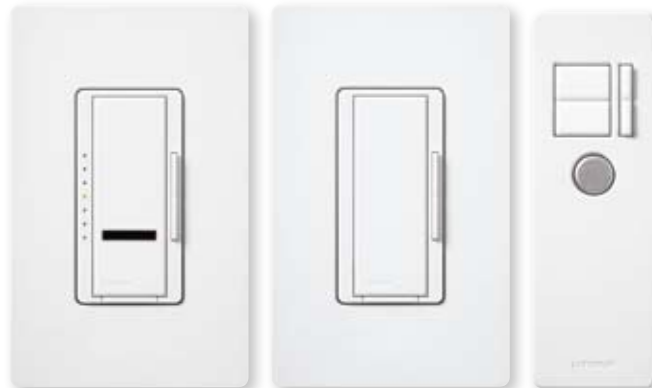
For preset scene dimmer controls with IR remote control, see Spacer System® (page 114).

See page 53 for available colors.

To order, add color suffix to model number.

Example: **MIR-600THW- WH**

remote control digital fade dimmer package



incandescent/halogen† (clamshell packaging)

multi-location 600W **MIR-603THW-**

Clamshell dimming packages include the multi-location dimmer, companion dimmer, IR remote control, and wallplates (available in gloss only).

remote control accessories






- only available in gray (GR)

remote control tether and holster

for use with remote control **RCTH-GR**

colors & finishes key

-  available in gloss finish
-  available in satin finish
-  available in all gloss and satin finishes

digital fan only control (w/ IR remote)

NEW



- multi-location, fan only
- controls up to four fans
- one canopy module included, order one canopy module (CM-FQ1) for each additional fan controlled
- gloss or satin finish
- 7 quiet fan speeds plus off

fan only IR remote control



- press and hold silver button to save fan setting
- press silver button to recall favorite fan setting
- 30 feet line-of-sight to wall control
- touch rocker to adjust fan speed
- battery included

quiet 7-speed fan control packages (box)

single pole/ 4 A **MIR-FQ4FMT-** ☐

multi-location fan only

Includes wall-mounted control, fan IR remote control and fan-mounted canopy module.

Wallplate sold separately.

single pole/ 4 A **MIR-FQ4FM-** ☐

multi-location fan only

Includes control and one canopy module.

Wallplate sold separately.

IR remote control

MIR-ITFS-F-WH

canopy module (fan-mounted)



- for use only in multi-fan applications with MIR-FQ4FMT or MIR-FQ4FM
- order one canopy module for each additional fan controlled

canopy module 1 A

CM-FQ1

Please see page 58 for complete information.

companion fan control



- **for use with multi-location control only**
- use up to **two** companion fan controls with only one Maestro® digital IR fan only control
- gloss or satin finish

companion fan control 4 A **MA-AFQ4-** ☐




Use up to a maximum of **two** wall-mounted companion fan controls with one MIR-FQ4FMT- or MIR-FQ4FM- for multi-location fan control.

See page 53 for available colors.

To order, add color suffix to model number.

Example: **MIR-FQ4FMT- WH**

colors & finishes key

-  available in gloss finish
-  available in satin finish
-  available in all gloss and satin finishes

remote control fan/light control packages **NEW**



dimmer (top)

- tap on to favorite light level; tap off
- tap twice for full on
- touch rocker to adjust light level

fan control (bottom)

- tap on to favorite fan speed; tap off
- touch rocker to adjust light level or fan speed
- 7 quiet fan speeds plus off provide enhanced comfort

incandescent/halogen fan/light package

(clamshell – gloss finish only)

single pole 300 W light (top) **MIR-LFQTHW-**
1 A fan (bottom)

Clamshell fan/light package includes the necessary wall-mounted fan/light control, wallplate, fan/light IR remote control, and fan-mounted canopy module.

incandescent/halogen fan/light package

(boxed – gloss or satin finish)

multi-location 300 W light (top) **MIR-LFQMT-**
1 A fan (bottom)

Boxed fan/light package includes the necessary wall-mounted fan/light control, fan/light IR remote control, and fan-mounted canopy module. Wallplate sold separately.

Use up to a maximum of two wall-mounted companion fan/light controls (MA-ALFQ35-) for multi-location control.

See canopy module details on page 62.

companion fan/light control



- **for use with multi-location control only**
use up to **two** companion controls with only one multi-location Maestro IR® fan/light control
- gloss or satin finish

companion
fan/light control

MA-ALFQ35-

Use standard single-pole, 3-way, and 4-way wiring for easy installation.

IR remote control for fan/light



- press and hold top silver button to save your favorite light setting; press silver button to recall favorite light level
- press and hold bottom silver button to save your favorite fan setting; press silver button to recall favorite fan setting
- 30 feet line-of-sight to wall control
- touch rocker to adjust light level or fan speed
- battery included

IR remote control

MIR-ITFS-LF-WH

See page 53 for available colors.

To order, add color suffix to model number.

Example: **MIR-LFQTHW- WH**

colors & finishes key

- available in gloss finish
- available in satin finish
- available in all gloss and satin finishes

remote lighting control dimmers

NEW



- tap on to favorite level; tap off
- tap twice for full on
- press, hold and release for delayed fade-to-off
- touch rocker to adjust light level
- provides true dimming from each location (with companion dimmers)

incandescent/halogen†

single pole/multi-location
600 W

MRF2-600M-

incandescent/halogen, magnetic low-voltage†

single pole/multi-location
600 W

MRF2-6MLV-

incandescent/halogen, magnetic low-voltage*†

single pole/multi-location
600 W (spec grade)

MRF2-6ND-120-

incandescent/halogen, magnetic low-voltage†

single pole/multi-location
1000 W (spec grade)

MRF2-10D-120-

Suggested maximum lighting load for magnetic low-voltage dimming is 450 W for 600 VA products and 800 W for 1000 VA products, to allow for transformer losses.

* requires neutral wire connection

† minimum load is 60 W/VA

companion dimmer



- **for use with multi-location dimmers only**
use up to **nine** companion dimmers with only one Maestro Wireless® multi-location dimmer
- provides true dimming from each location
- no derating if ganged

companion dimmer

MA-R-

MSC-AD-

Use standard single-pole and 3-way wiring for easy installation.

ceiling-mounted wireless RF sensor

NEW



- sensor requires no wiring
- front accessible buttons make setup easy
- sensor turns lights off when room is unoccupied
- communicates with up to 10 dimmers and switches
- add up to three sensors for maximum coverage
- **works with MRF2 dimmers and switches**

occupancy sensor

LRF2-OCRB-P-WH

vacancy sensor

LRF2-VCRB-P-WH

See page 53 for available colors.

To order, add color suffix to model number.

Example: **MRF2-600M- HT**

digital switches

NEW



- for multi-location switching, use one Maestro Wireless® multi-location switch with Maestro Wireless® companion switches

incandescent/halogen, magnetic low-voltage, electronic low-voltage, non-dim fluorescent ballasts, non-dim LED drivers, and general purpose fans*

single pole/multi-location **MRF2-6ANS-** ☐

6A light or 3A fan 120V

single pole/multi-location **MRF2-8ANS-120-** ☐

8A light or 5.8A fan 120V

(spec grade)

incandescent/halogen, magnetic low-voltage, electronic low-voltage, non-dim fluorescent ballasts, and non-dim LED drivers*

single pole/multi-location **MRF2-6ANS-277-** ☐

6A light 277V

(spec grade)

* requires neutral wire connection

companion switches



- **for use with multi-location switches only**
use up to nine Maestro® companion switches with one Maestro Wireless® multi-location switch
- can be used with multi-location timer switch
- no derating if ganged

incandescent/halogen, magnetic low-voltage, electronic low-voltage, non-dim fluorescent ballasts, non-dim LED drivers, and general purpose fans

companion switch 120V **MA-AS-** ☐

companion switch 120V **MSC-AS-** ☐

NEW

companion switch 277V **MA-AS-277-** ☐

Use standard single-pole and 3-way wiring for easy installation.

See page 53 for available colors.

To order, add color suffix to model number.

Example: **MRF2-6ANS-120- WH**

colors & finishes key

- ☐ available in gloss finish
- ☐ available in satin finish
- ☐ available in all gloss and satin finishes

plug-in lamp dimmer



- for use with table and floor lamps only
- requires no wiring or tools
- available in white (WH), or black (BL)

incandescent/halogen

single pole

300W

MRF2-3LD-

remote control accessories



- available in white (WH) or black (BL)

remote control table stand

for use with remote control

L-PED1-

Pico™ wireless control



- recalls preset light levels for up to 10 dimmers plus off and fine tuning of light levels
- “On”, “Adjust”, and “Off” functions from a range of up to 100 ft
- battery included
- white/gray (WG) product shown

wireless controller

MRF2-3BRL-L-

See page 53 for available colors.

To order, add color suffix to model number.

Example: **MRF2-3LD- WH**

colors & finishes key

- available in gloss finish
- available in satin finish
- available in all gloss and satin finishes

occupancy sensor & dimmer

NEW



dimmer (top)

- tap on to favorite light level; tap off
- tap twice for full on
- touch rocker to adjust light level

sensor (bottom)

- turns lights off to save energy when no one is in the room
- turns lights on as you enter the room
- 180° field of view motion sensor

incandescent/halogen†

single pole/multi-location 600W **MS-OP600M-**☐

† available in white, ivory, almond, and light almond

vacancy sensor & dimmer

NEW



dimmer (top)

- tap on to favorite light level; tap off
- tap twice for full on
- touch rocker to adjust light level

sensor (bottom)

- turns lights off to save energy when no one is in the room
- meets California's Title 24 standards
- 180° field of view motion sensor

incandescent/halogen†

single pole/multi-location 600W **MS-VP600M-**☐

† available in white, ivory, almond, and light almond

occupancy sensor & switch

NEW



switch (top)

- tap switch on/off

sensor (bottom)

- turns lights off to save energy when no one is in the room
- turns lights on as you enter the room
- 180° field of view motion sensor

incandescent/halogen, magnetic low-voltage, electronic low-voltage, non-dim fluorescent ballasts, non-dim LED drivers*

single pole/multi-location 5A **MS-OPS5AM-**☐

* requires neutral wire connection

vacancy sensor & switch

NEW



switch (top)

- tap switch on/off

sensor (bottom)

- turns lights off to save energy when no one is in the room
- meets California's Title 24 standards
- 180° field of view motion sensor

incandescent/halogen, magnetic low-voltage, electronic low-voltage, non-dim fluorescent ballasts, non-dim LED drivers*

single pole/multi-location 5A **MS-VPS5AM-**☐




* requires neutral wire connection

See page 53 for available colors.

To order, add color suffix to model number.

Example: **MS-OP600M- WH**

colors & finishes key

-  available in gloss finish
-  available in satin finish
-  available in all gloss and satin finishes