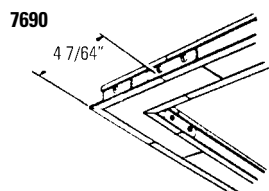


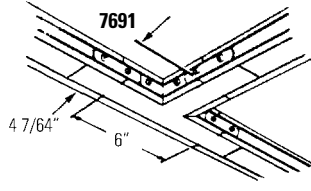
Patterns with Recessed Track

"L", "T", and "X" Housing/Splice Boxes are used to form patterns with recessed track. 7/8" dia. K.O.'s are provided on top for attaching circuit wiring for power feed. Auxiliary Electrical Connectors are required with "L", "T" and "X" Housing/Splice Boxes for power feed or power continuity through these Housing/Splice Boxes. Extra End Caps are provided with Housing/Splice Boxes.

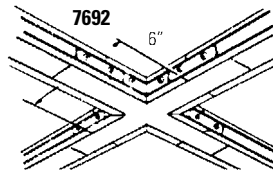
"L" Housing/Splice Box



"T" Housing/Splice Box



"X" Housing/Splice Box



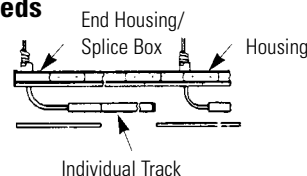
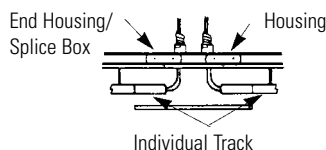
Auxiliary Electrical Connector Kits

- 6464WH (Basic)
- 6467WH (Advent)
- Set of 2 for "L" Housing/Splice Box
- 6462WH (Basic)
- 6465WH (Advent)
- Set of 4 for "T" or "X" Housing/Splice Box

NOTE: "L", "T" and "X" Connectors (See Specification Sheet 6000) are not used with recessed track.

Catalog No.	Description
7515	4' Housing
7516	8' Housing
7517	End Housing/Splice Box

Multiple Power Feeds



Features

- Housing:** extruded aluminum .062" wall, matte white. Will resist alkali in concrete for 48 hours while setting.
- End Housing/Splice Box:** extruded aluminum .062" wall, matte white (2)7/8" dia. K.O.'s provided for multiple feeds.
- Lathing Tab:** 20 ga. plated steel. Slides to desired position.
- Mounting Clip:** secures track to housing (includes allen wrench).
- Hanger Chain**
- Splice Box Cover:** 26 ga. steel, matte white. Snaps in without tools.
- Spline**
- End Cap:** (2) Supplied with End Housing/Splice Box.

Mechanical

Housings and Splice Boxes are locked securely together with metal Splines and Screw Fasteners.

Mounting

Lathing Tabs and holes in Recessed Housings are provided for mounting in a variety of ceilings. Recessed Housings may be installed in concrete.

Finish

Baked Enamel Paint, Matte White.

Labels

UL; I.B.E.W.

Job Information

Type:

Job Name:

Cat. No.:

Lamp(s):

Notes: