


PIR WALL SWITCH OCCUPANCY SENSOR

RS-250



Description

The RS-250 Passive Infrared (PIR) Occupancy Sensor provides automatic lighting shutoff for single-pole lighting control applications. It offers optional automatic lighting activation.

Operation

The RS-250 operates either as a manual- or automatic-on sensor. When in manual-on mode, users must press the pushbutton to turn on lighting. The RS-250 employs PIR technology to sense the difference between the infrared energy from a person in motion and the background space. It keeps lighting on as long as motion is detected and provides automatic shutoff, following a user-selected time delay, when motion is no longer detected. Users may turn the lighting off manually.

Features

- Complies with 2011 NEC requirements
- Replaces single-pole switches
- Adjustable time delay, 15 seconds to 30 minutes
- Lighted switch for visibility in darkened rooms
- If enabled, light level sensing prevents automatic-on when adequate daylight exists
- Low-profile styling
- Choice of five decorator colors; lens is color-matched to device
- Operates most common types of lighting
- Relay-based switching
- No current leakage to load in off mode for safety
- Compatible with decorator wall plates
- Compliant with Nonresidential CA Title 24 requirements

Light Level Sensor

When automatic-on operation has been selected, the adjustable light level sensor may be set to prevent lights from turning on automatically if sufficient daylight is present.

Applications

The RS-250 is ideal for many residential and light commercial applications where the switch location has an unobstructed line of sight of the room. It should be used in manual-on mode for small offices, bedrooms and bathrooms. Automatic-on mode may be selected for convenience in spaces such as laundry rooms, storage rooms or closets.

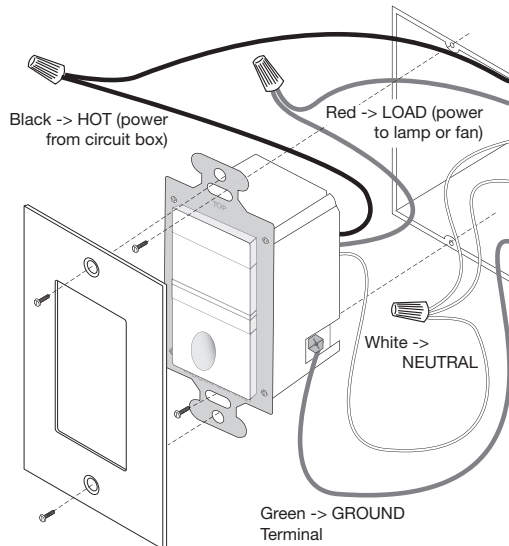
PROJECT		LOCATION/ TYPE	
---------	--	-------------------	--

Specifications

- 120 VAC, 60 Hz; neutral required
- Load ratings: 0-600W incandescent, LED, fluorescent, compact fluorescent (CFL), magnetic low voltage (MLV) or electronic low voltage (ELV) or 1/6 hp motor
- Adjustable time delay from 15 seconds to 30 minutes
- Adjustable light level setting from 10-150 fc (100-1500 lux) for daylight sensing
- PIR coverage: 180°, 600 ft² (56 m²)
- 2.67" x 1.73" x 1.77" (68mm x 44mm x 45mm) L x W x D
- Operating conditions: 32-131°F (0-55°C), 95% RH, non-condensing; for indoor use only
- UL and cUL listed
- Five year warranty

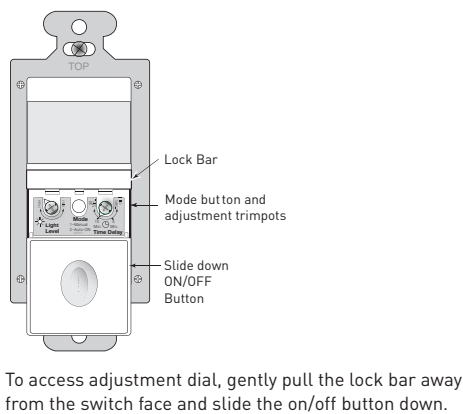
Installation & Wiring

Wiring Diagram

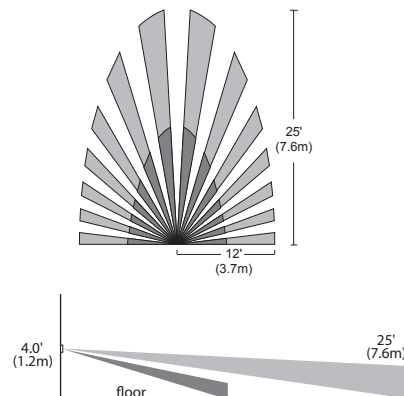


Controls & Coverage

Product Controls



Coverage Pattern



Ordering Information

Catalog #	Color	Description	Voltage	Load Rating	Coverage
<input type="checkbox"/> RS-250-W	White	PIR Wall Switch Convertible Occupancy Sensor	120 VAC, 60 Hz	0-600W incandescent, LED, fluorescent, CFL, MLV, ELV or 1/6 hp motor	180°, max. 600 ft ² (56m ²)
<input type="checkbox"/> RS-250-I	Ivory				
<input type="checkbox"/> RS-250-LA	Lt. Almond				
<input type="checkbox"/> RS-250-A	Almond				
<input type="checkbox"/> RS-250-B	Black				

Order wall plate separately.