



KICHLER®

2013

GET INSPIRED AT
KICHLER.COM



Catalog No. K613
www.kichler.com
Printed in USA
12-KD-2444-32
© Copyright. All rights reserved. Kichler®
The majority of newer Kichler fixtures
are U.S. and Canadian Patent Pending.



KICHLER.

Style to live by™

Style to live by™

KICHLER.



Rigate™ Linear Chandelier 43142 NI & Pendant 43140NI | Page s951



Welcome

Kichler offers a distinctive array of lighting solutions that reflect your individual personality, tastes and plans. We believe that lighting should exceed functionality and transform your spaces into stunning, inspiring settings. Lighting that energizes, as well as enhance the style you live by.

Kichler brings you an unparalleled variety of exciting style families, unique finishes, fresh colors and unequaled quality. Simply select a style and then choose among the many fixtures – from Chandeliers and Mini Chandeliers to Wall Sconces and Ceiling Fixtures – all provided within the very same distinctive family collection. And don't stop there. Check out our Outdoor Lantern collections to extend your living space.

TABLE OF CONTENTS

- s918 Lighting Collections
- s964 Bath Lighting
- s972 Mirrors
- s978 Outdoor Lighting
- s990 Legend
- s991 Index

Interior Visual Index



Bayberry™
s943



Braelyn™
s936



Brooklands™
s947



Camerena™
s962



Carlisle
s942



Como™
s966



Donington™
s930



Evan™
s932



Kensington™
s928



Ladero™
s956



Langford™
s957, s971



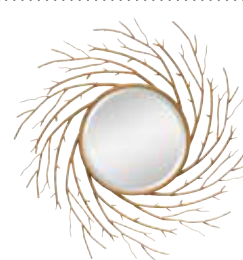
Larkin™
s954



Malina™
s924



Marisa
s939



Mirrors™
s972



Monroe™
s960



Pendants



Rigate™
s950



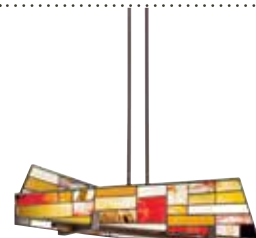
Roswell™
s944



Selene™
s967



Sheila™
s968



Shindy™
s941



Tara™
s920



Twigs

Outdoor Visual Index



Ascari™
s982



Hanford™
s986



Hatteras Bay™
s987



LED
s985



Mount Vernon
s988



Trafari™
s984



Zolder™
s980



Sheila™ 45047 CLZ | Page s969.
Etiquette™ Mirror 78162 | See our complete selection of mirrors at kichler.com.

Table of Contents by Collection

- Ascari™s982
- Bayberry™s943
- Braelyn™s936
- Brooklands™s947
- Camerena™s962
- Carlisles942
- Como™s966
- Donington™s930
- Evan™s932
- Hanford™s986
- Hatteras Bay™s987
- Kensington™s928
- Ladero™s956
- Langford™ s957, s971
- Larkin™s954
- LEDs985
- Malina™s924
- Marisas939
- Mirrorss972
- Monroe™s960
- Mount Vernons988
- Pendantss952
- Rigate™s950
- Roswell™s944
- Selene™s967
- Sheila™s968
- Shindy™s941
- Tara™s920
- Trafari™s984
- Twigss934
- Zolder™s980

Facebook icon: Become a fan of Kichler Lighting at: facebook.com, search Kichler Lighting

Pinterest icon: Find us on Pinterest at: <http://pinterest.com/kichlerstyle/>

YouTube icon: Watch us on youtube.com/KichlerLighting

Twitter icon: Follow us on twitter at: twitter.com/kichlerlight

Houzz icon: Join us on Houzz at: <http://www.houzz.com/pro/kichlerlighting/kichler>

COLLECTIONS

OUR NEW LIGHTING COLLECTIONS
RANGE FROM NEW TRADITIONS, THROUGH
CASUAL CONTEMPORARY TO
MID-CENTURY MODERN



Roswell™ Pendant 43302 OZ | Page s946



Malina™ Pendalette 43242 BRSG | Page s927. Malina™ Wall Sconce 43243 BRSG | Page s925. Malina™ Chandelier 43244 BRSG | Page s927



Tara™ Pendalette 43286 CH | Page s921 & Tara™ Chandelier 43288 CH | Page s921

Pendalette®

Create three distinct lighting options with one fixture: Mini Chandelier, Semi Flush or Wall Mount.

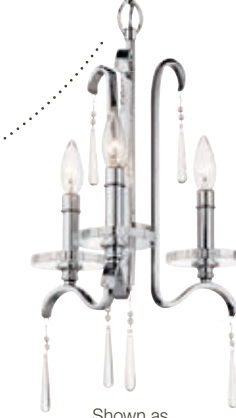
A | 43286 CH



Shown as Mini Chandelier
20.25" H.



Shown as Semi Flush
19" H.



Shown as Wall Mount
27.5" H.

TARA™

POLISHED CHROME FINISH
WITH CRYSTAL ACCENTS



B | 45187 CH
Wall Sconce



C | 43288 CH
Chandelier



D | 43287 CH
Mini Chandelier



E | 43289 CH
Chandelier

TARA™

	ITEM #	FINISH	INCAND. BULB	W	H	OVRL. H	STEM TILT	WIRE (CHAIN)	EXT.	HCWO	NOTES
A	43286	CH	(3) 60W (C)	12	20.25	95	---	22(72)	12.75	2.5	
B	45187	CH	(1) 60W (C)	6	16.75	---	---	---	8.25	8.25	Ⓚ
C	43288	CH	(5) 60W (C)	25.5	24.5	64	90°	56	---	---	Additional stem 2999 (12") CH.
D	43287	CH	(4) 60W (C)	18	23.5	63	90°	56	---	---	Additional stem 2999 (12") CH.
E	43289	CH	(9) 60W (C)	32	34	73	90°	86	---	---	Additional stem 4935 (12") CH.

Measurements shown in inches. U.S. and Canadian Patent Pending.

TARA™

OLDE BRONZE® FINISH WITH
CRYSTAL ACCENTS



A | 43289 OZ
Chandelier
NOT TO SCALE

Optical Crystal Accents

Pendalette®

Create three distinct lighting options with one fixture: Mini Chandelier, Semi Flush or Wall Mount.

B | 43286 OZ



Shown as
Mini Chandelier
20.25" H.



Shown as
Semi Flush
19" H.



Shown as
Wall Mount
27.5" H.



C | 45187 OZ
Wall Sconce



D | 43287 OZ
Mini Chandelier



E | 43288 OZ
Chandelier

TARA™

ITEM #	FINISH	INCAND. BULB	W	H	OVRL. H	STEM TILT	WIRE (CHAIN)	EXT.	HCWO	NOTES	
A	43289	OZ	(9) 60W (C)	32	34	73	90°	86	---	---	Additional stem 4935 (12") OZ.
B	43286	OZ	(3) 60W (C)	12	20.25	95	---	22(72)	12.75	2.5	
C	45187	OZ	(1) 60W (C)	6	16.75	---	---	---	8.25	8.25	D
D	43287	OZ	(4) 60W (C)	18	23.5	63	90°	56	---	---	Additional stem 2999 (12") OZ.
E	43288	OZ	(5) 60W (C)	25.5	24.5	64	90°	56	---	---	Additional stem 2999 (12") OZ.

Measurements shown in inches.

MALINA™

BRUSHED SILVER AND GOLD FINISH
WITH CLEAR OPTIC RAIN GLASS



A | 43238 BRSG
Chandelier
NOT TO SCALE

Brushed Silver
and Gold Finish

Clear Optic
Rain Glass



B | 43241 BRSG
Mini Pendant



C | 43243 BRSG
Wall Sconce



D | 43237 BRSG
Mini Chandelier

MALINA™

	ITEM #	FINISH	INCAND. BULB	W	H	OVRL H	STEM TILT	WIRE (CHAIN)	EXT.	HCWO	NOTES
A	43238	BRSG	(5) 60W (C)	26	33.5	108	---	64(72)	---	---	
B	43241	BRSG	(1) 60W (M)	8.25	24	62	90°	29(36)	---	---	
C	43243	BRSG	(1) 60W (M)	5.5	18.25	---	---	---	6.25	10.25	D
D	43237	BRSG	(3) 60W (M)	18.5	28.5	103	---	28(72)	---	---	

Measurements shown in inches.

MALINA™

BRUSHED SILVER AND GOLD FINISH
WITH CLEAR OPTIC RAIN GLASS



A | 43240 BRSG
Chandelier
NOT TO SCALE

Brushed Silver and
Gold Finish



Organza Shade

B | 43244 BRSG
Chandelier



Shown as
Mini Chandelier
19.25" H.



Shown as
Semi Flush
18.5" H.



Shown as
Wall Sconce
26.5" H.

Pendalette®

Create three
distinct lighting
options with
one fixture:
Chandelier,
Semi Flush or
Wall Sconce.

C | 43242 BRSG

MALINA™

	ITEM #	FINISH	INCAND. BULB	W	H	OVRL. H	STEM TILT	WIRE (CHAIN)	EXT.	HCWO	NOTES
A	43240	BRSG	(9) 60W (C)	35.25	39.5	114	---	64(72)	---	---	Additional chain 2996 BRSG.
B	43244	BRSG	(5) 60W (C)	23	31.5	106	---	28(72)	---	---	
C	43242	BRSG	(3) 60W (C)	12	19.25	94	---	30(72)	13.5	2.75	

Measurements shown in inches. U.S. and Canadian Patent Pending.

KENSINGTON™

OLDE BRONZE® FINISH



A | 43331 OZ
Chandelier
NOT TO SCALE



B | 43334 OZ
Wall Sconce



C | 43333 OZ
Pendant



D | 43332 OZ
Mini Chandelier



Vintage
Squirrel Cage
Filament Bulb,
Candelabra
Base
5971 CLR



E | 43335 OZ
Chandelier



Shown with optional
Vintage Squirrel Cage
Filament Bulb 5971 CLR.

F | 43330 OZ
Chandelier

KENSINGTON™

	ITEM #	FINISH	INCAND. BULB	W	H	OVRL. H	WIRE (CHAIN)	EXT.	HCWO	NOTES
A	43331	OZ	(9) 60W (C)	33.75	32.75	107	40(72)	---	---	Additional chain 2996 OZ.
B	43334	OZ	(1) 60W (C)	5.25	13.5	---	---	7.5	9.25	Ⓚ
C	43333	OZ	(1) 60W (M) Ⓚ	8.25	16.25	57	82	---	---	Ⓚ (23-30W CFL) Additional chain 2996 OZ. Additional stem 2999 OZ. 4071 CLR bulb included.
D	43332	OZ	(4) 60W (C)	16.25	27	68	50	---	---	Additional chain 2996 OZ. Additional stem 2999 OZ.
E	43335	OZ	(5) 60W (C)	20.25	29.25	70	45	---	---	Additional chain 2996 OZ. Additional stem 2999 OZ.
F	43330	OZ	(5) 60W (C)	25	27.25	102	15(72)	---	---	

Measurements shown in inches. U.S. and Canadian Patent Pending.

DONINGTON™

OLDE BRONZE® FINISH WITH
HIGHLIGHTS AND OFF WHITE
FABRIC SHADES



A | 43339 OZ
Chandelier
NOT TO SCALE



B | 43343 OZ
Wall Sconce



C | 43341 OZ
Pendant

Satin Etched
Glass Diffuser



D | 43340 OZ
Chandelier



E | 43342 OZ
Semi Flush

Satin Etched
Glass Diffuser



F | 43344 OZ
Chandelier



G | 43345 OZ
Chandelier

DONINGTON™

	ITEM #	FINISH	INCAND. BULB	W	H	OVRL. H	WIRE (CHAIN)	EXT.	HCWO	NOTES
A	43339	OZ	(5) 60W (C)	25.75	26.75	101	11(72)	---	---	
B	43343	OZ	(1) 60W (C)	6.25	14.5	---	---	7.25	11.75	Ⓧ
C	43341	OZ	(3) 100W (M)	20	31.5	106	14(72)	---	---	Ⓧ (23-30W CFL)
D	43340	OZ	(5) 60W (C)	24	36.5	111	15(72)	---	---	Additional chain 2996 OZ.
E	43342	OZ	(3) 100W (M)	14.75	10.75	---	---	---	---	Ⓧ (23-30W CFL)
F	43344	OZ	(8) 60W (C)	33.5	33.5	108	42(72)	---	---	Additional chain 2996 OZ.
G	43345	OZ	(9) 60W (C)	33.5	39.25	104	40(72)	---	---	

Measurements shown in inches. U.S. and Canadian Patent Pending.

EVAN™

DISTRESSED ANTIQUE GRAY WOOD FINISH AND ANVIL IRON DETAILING



A | 43324 DAG Chandelier
NOT TO SCALE



B | 43322 DAG Chandelier



C | 43323 DAG Pendant

EVAN™

	ITEM #	FINISH	INCAND. BULB	W	H	OVRL H	WIRE (CHAIN)	NOTES
A	43324	DAG	(3) 60W (C)	20	30	104	14(72)	
B	43322	DAG	(5) 60W (C)	24	27	101	12(72)	
C	43323	DAG	(3) 100W (M)	20	25.75	100	14(72)	☑️ (23-30W CFL)

Measurements shown in inches. U.S. and Canadian Patent Pending.

TWIGS

OLDE BRONZE® FINISH



Twigs Pendant 43203 OZ | Page s935



A | 43235 OZ
Mini Pendant



B | 78170
Mirror
NOT TO SCALE
See Kichler.com
for more detail



C | 43204 OZ
Oval Chandelier



D | 43203 OZ
Pendant

TWIGS

	ITEM #	FINISH	INCAND. BULB	W	H	OVRL H	L	STEM TILT	WIRE (CHAIN)	EXT.	NOTES
A	43235	OZ	(1) 60W (M)	8	13	46	---	90°	70	---	(13-15W CFL) Additional stem 2999 (12") OZ.
B	78170			39	39	---	---	---	---	1.5	Twigs Beveled Mirror, Burnished Golden Bronze Mirror size: 23" Dia.
C	43204	OZ	(2) 100W (M)	14.25	11.25	50	34	---	103(36)	---	(23-30W CFL) Additional chain 2996 OZ. Additional stem 2999 (12") OZ. G type lamp recommended.
D	43203	OZ	(1) 100W (M)	21	10.75	50	---	90°	66	---	(23-30W CFL) Additional stem 2999 (12") OZ.

Measurements shown in inches.



Braelyn™ Chandelier 43058 OZ

BRAELYN™

OLDE BRONZE® FINISH WITH
CLEAR SEEDY GLASS



A | 43058 OZ
Chandelier



B | 43059 OZ
Linear Chandelier

BRAELYN™

	ITEM #	FINISH	INCAND. BULB	W	H	OVRL H	L	WIRE (CHAIN)	NOTES
A	43058	OZ	(5) 60W (M)	25	11.25	49	---	100(36)	(13-15W CFL) Additional chain 2996 OZ. Additional stem 2999 (12") OZ. 4071 CLR bulbs included.
B	43059	OZ	(6) 60W (M)	15	11.25	49	34	105(36)	(13-15W CFL) Additional chain 2996 OZ. Additional stem 2999 (12") OZ. 4071 CLR bulbs included.

Measurements shown in inches. U.S. and Canadian Patent Pending.

BRAELYN™

OLDE BRONZE® FINISH WITH
CLEAR SEEDY GLASS

Convertible

Create two distinct lighting options with one fixture: Chandelier or Semi Flush

A | 43057 OZ



Olde Bronze®
Finish with Highlights



B | 45457 OZ
Wall Sconce

Can also be
mounted as a
Semi Flush



C | 43060 OZ
Mini Pendant

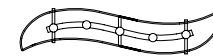
MARISA

SHADOW BRONZE™ FINISH
WITH ART GLASS

Shadow
Bronze® Finish



D | 65397
Linear Chandelier
NOT TO SCALE




E | 65399
Mini Pendant

BRAELYN™ & MARISA

ITEM #	FINISH	INCAND. BULB	W	H	OVRLL. H	L	WIRE (CHAIN)	EXT.	HCWO	NOTES
A	43057 OZ	(3) 60W (M)	18	11	49	---	68	---	---	(13-15W CFL) Additional chain 2996 OZ. Additional stem 2999 (12") OZ.
B	45457 OZ	(1) 60W (M)	5	9.5	---	---	---	5.75	6	(13-15W CFL) 4071 CLR bulb included.
C	43060 OZ	(1) 60W (M)	5	8.5	47	---	61(36)	---	---	(13-15W CFL) Additional chain 2996 OZ. Additional stem 2999 (12") OZ.
D	65397 ---	(5) 100W (M)	8.25	16	58	36	94	---	---	(23-30W CFL) Additional stem 2999 (12") SWZ.
E	65399 ---	(1) 100W (M)	7.25	10.75	50	4.25	68	---	---	(23-30W CFL) Additional chain 2996 SWZ. Additional stem 2999 (12") SWZ.

Measurements shown in inches. U.S. and Canadian Patent Pending.



Shindy™ Linear Chandelier 65385

Convertible

Create two distinct lighting options with one fixture:
Pendant or Semi Flush.

SHINDY™

OLDE BRONZE® FINISH WITH
ART GLASS AND CUT STONE

A | 65384

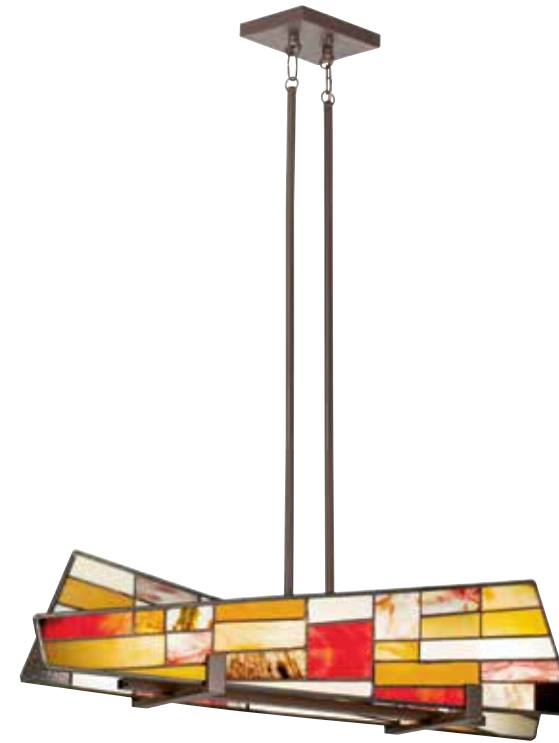


Shown as
Pendant
10" H.



Shown as
Semi Flush
10.25" H.

B | 65385
Linear Chandelier



C | 65386
Foyer Pendant



D | 65390
Mini Pendant



SHINDY™

ITEM #	INCAND. BULB	W	H	OVRL. H	L	STEM TILT	WIRE (CHAIN)	NOTES
A 65384	(4) 100W (M) ✓	15	10	50	---	90°	64	☑ (23-30W CFL) Additional stem 4935 (12") OZ. Halogen light source.
B 65385	(4) 50W (G9) ⚡	7.5	7.25	42	36	---	100(36)	Additional chain 2996 OZ. Additional stem 2999 (12") OZ. Halogen light source.
C 65386	(6) 100W (M)	15	35.5	75	---	---	47	☑ (23-30W CFL) Additional chain 2996 OZ. Additional stem 4935 (12") OZ.
D 65390	(1) 100W (M)	6	17.25	57	---	90°	55	☑ (23-30W CFL) Additional stem 2999 OZ.

Measurements shown in inches. U.S. and Canadian Patent Pending.

CARLISLE

BRUSHED NICKEL FINISH
WITH ART GLASS



Convertible

Create two distinct lighting options with one fixture: Pendant or Semi Flush

B | 65400

A | 65401
Mini Pendant

BAYBERRY™

OLDE BRONZE® FINISH WITH
ART GLASS AND CUT STONE



C | 65378
Linear Chandelier
NOT TO SCALE

D | 69178
Wall Sconce

E | 65379
Mini Pendant

CARLISLE & BAYBERRY™

ITEM #	INCAND. BULB	W	H	OVRLL. H	L	STEM TILT	WIRE (CHAIN)	EXT.	HCWO	NOTES
A	65401 (1) 100W (M)	8	11.25	52	---	---	59	---	---	☑ (23-30W CFL) Additional chain 2996 NI. Additional stem 2999 (12") NI and/or 2997 (24") NI.
B	65400 (3) 100W (M)	16	13.25	48	---	---	61	---	---	☑ (23-30W CFL) Additional chain 2996 NI. Additional stem 4935 (12") NI.
C	65378 (3) 100W (M)	6	25.25	64	33	90°	97	---	---	☑ (23-30W CFL) Additional stem 2999 (12") OZ.
D	69178 (2) 50W (G9) Ⓢ	11	18.25	---	---	---	---	4	3	ADA Ⓢ Halogen light source.
E	65379 (1) 50W (G9) Ⓢ	4.5	12.25	53	7	90°	64	---	---	Additional stem 2999 (12") OZ. Halogen light source.

Measurements shown in inches. U.S. and Canadian Patent Pending.



Roswell™ Pendant 43302 OZ and Foyer Pendant 43306 OZ | Page s946

ROSWELL™

OLDE BRONZE® OUTER FINISH
WITH GOLD TONE INNER HIGHLIGHTS
AND OFF WHITE LINEN FABRIC SHADE
WITH SATIN-ETCHED GLASS DIFFUSER



A | 43305 OZ
Wall Sconce
ADA Compliant



B | 43301 OZ
Pendant

Inner Off White Linen
Fabric Shade

Satin-Etched
Glass Diffuser



Satin-Etched
Glass Diffuser

C | 43303 OZ
Oval Chandelier

Inner Gold Tone
Highlights

Inner Off White Linen
Fabric Shade


ROSWELL™

ITEM #	FINISH	INCAND. BULB	W	H	OVALL. H	L	WIRE (CHAIN)	EXT.	HCWO	NOTES
A	43305 OZ	(1) 50W (G9)	5	9.5	---	---	---	3.75	4.25	ADA Halogen light source.
B	43301 OZ	(3) 100W (M)	18	7.25	49	---	66	---	---	(23-30W CFL) Additional chain 2996 OZ. Additional stem 4935 (12") OZ.
C	43303 OZ	(3) 100W (M)	12.25	8	49	37.25	95	---	---	(23-30W CFL) Additional chain 2996 OZ. Additional stem 4935 (12") OZ.

Measurements shown in inches. U.S. and Canadian Patent Pending.

ROSWELL™

OLDE BRONZE® OUTER FINISH
WITH GOLD TONE INNER HIGHLIGHTS
AND OFF WHITE LINEN FABRIC SHADE
WITH SATIN-ETCHED GLASS DIFFUSER



BROOKLANDS™

POLISHED CHROME FINISH WITH
SATIN-ETCHED CASÉD OPAL GLASS



ROSWELL™ & BROOKLANDS™

ITEM #	FINISH	INCAND. BULB	W	H	OVRL. H	L	WIRE (CHAIN)	NOTES
A	43306 OZ	(6) 100W (M)	21.25	45.25	90	---	82	☑ (23-30W CFL) Ⓜ Additional chain 4908 OZ. Additional stem 4935 (12") OZ.
B	43304 OZ	(1) 100W (M)	5.25	8.5	49	---	62	☑ (23-30W CFL) Additional chain 2996 OZ. Additional stem 2999 (12") OZ.
C	43302 OZ	(1) 150W (M)	10.75	16	57	---	54	☑ (30-52W CFL) Additional chain 2996 OZ. Additional stem 4935 (12") OZ.
D	43022 CH	(6) 50W (G9) Ⓜ	21	15.25	54	36	96	Additional chain 2996 CH. Additional stem 4935 (12") CH. Halogen light source.

Measurements shown in inches. U.S. Patent Pending.

BROOKLANDS™

POLISHED CHROME FINISH WITH
SATIN-ETCHED CASED OPAL GLASS



A | 43023 CH
Chandelier
NOT TO SCALE



B | 43024 CH
Mini Pendant



C | 45521 CH
Wall Sconce



D | 43021 CH
Chandelier

Convertible

Create two distinct lighting options with one fixture: Chandelier or Semi Flush.



Shown as Chandelier
13" H.

E | 43020 CH



Shown as Semi Flush
12" H.

BROOKLANDS™

ITEM #	FINISH	INCAND. BULB	W	H	OVRL. H	STEM TILT	WIRE (CHAIN)	EXT.	HCWO	NOTES
A	43023	CH	(9) 50W (G9)	32.5	26	100	---	57	---	Additional chain 2996 CH. Additional stem 4935 (12") CH. Halogen light source.
B	43024	CH	(1) 50W (G9)	7	7.5	46	90°	59	---	Additional stem 2999 (12") CH. Halogen light source.
C	45521	CH	(1) 50W (G9)	7	6.5	---	---	8	3.25	May be installed with glass up or down. Halogen light source.
D	43021	CH	(5) 50W (G9)	26.75	12.5	51	---	98	---	Additional chain 2996 CH. Additional stem 2999 (12") CH. Halogen light source.
E	43020	CH	(3) 50W (G9)	18	13	51	---	61	---	Additional chain 2996 CH. Additional stem 2999 (12") CH. Halogen light source.

Measurements shown in inches. U.S. and Canadian Patent Pending.

RIGATE™

BRUSHED NICKEL FINISH WITH
CLEAR RIBBED OUTER GLASS AND
SATIN-ETCHED CASED OPAL INNER
GLASS SHADES



Rigate™ Linear Chandelier 43142 NI



A | 45441 NI
Wall Sconce



B | 43145 NI
Mini Pendant




Shown as Semi Flush
12" H.



C | 43142 NI
Linear Chandelier



D | 43140 NI
Pendant



Shown as Pendant
11.75" H.

Convertible

Create two distinct
lighting options
with one fixture:
Semi Flush or
Pendant.

E | 43147 NI

Clear Ribbed
Outer Glass

RIGATE™

ITEM #	FINISH	INCAND. BULB	W	H	OVRL. H	L	STEM TILT	WIRE (CHAIN)	EXT.	HCWO	NOTES
A	45441	NI : (1) 50W (G9)	9.25	6.75	---	---	---	---	4.75	3.5	Halogen light source.
B	43145	NI : (1) 50W (G9)	4.75	7.5	46	10.5	90°	44	---	---	Additional stem 2999 (12") NI and/or 2997 (24") NI. Halogen light source.
C	43142	NI : (4) 50W (G9)	8.5	9	48	33.75	90°	77	---	---	Additional stem 2999 (12") NI and/or 2997 (24") NI. Halogen light source.
D	43140	NI : (3) 50W (G9)	4.75	23	62	10.5	90°	63	---	---	Additional stem 2999 (12") NI and/or 2997 (24") NI. Halogen light source.
E	43147	NI : (3) 50W (G9)	20	11.75	50	---	90°	95	---	---	Additional stem 4935 (12") NI. Halogen light source.

Measurements shown in inches. U.S. and Canadian Patent Pending.

PENDANTS

BRUSHED NICKEL FINISH OR
OLDE BRONZE® FINISH



Mini Pendants 42679 OZ and 42679 NI



Nickel Metallic
Fabric Shade

A | 42679 NI
Mini Pendant



Bronze Metallic
Fabric Shade

A | 42679 OZ
Mini Pendant



B | 42308 OZ
Mini Pendant



Satin
Etched
Glass

C | 43200 OZ
Pendant



Satin
Etched
Glass

D | 43201 OZ
Pendant



Mini Pendants 43200 OZ and 43201 OZ

PENDANTS

ITEM #	FINISH	INCAND. BULB	W	H	OVRL. H	STEM TILT	WIRE (CHAIN)	NOTES
A	NI, OZ	(1) 60W (M)	6	10	49	90°	62	☑ (13-15W CFL) Additional stem 2999 (12") NI, OZ and/or 2997 (24") NI.
B	OZ	(1) 100W (M)	5	8.75	49	---	61	☑ (23-30W CFL) Additional chain 2996 OZ. Additional stem 2999 (12") OZ.
C	OZ	(1) 100W (M)	13	8.5	48	90°	61	☑ (23-30W CFL) Additional stem 2999 (12") OZ.
D	OZ	(1) 100W (M)	18	10.5	50	90°	66	☑ (23-30W CFL) Additional stem 2999 (12") OZ.

Measurements shown in inches. U.S. and Canadian Patent Pending, A, C, D.

LARKIN™

BRUSHED NICKEL FINISH OR
OLDE BRONZE® FINISH



A | 42565 NI
Foyer Pendant



A | 42565 OZ
Foyer Pendant



B | 42566 NI
Foyer Pendant

Shown with optional
Vintage Squirrel
Cage Filament Bulb
5971 CLR



B | 42566 OZ
Foyer Pendant



C | 42568 NI
Foyer Pendant



C | 42568 OZ
Foyer Pendant



Larkin™ Foyer Pendants
42565 NI and 42566 NI

LARKIN™

	ITEM #	FINISH	INCAND. BULB	W	H	OVRL. H	WIRE (CHAIN)	NOTES
A	42565	NI, OZ	(2) 60W (C)	8	14.75	89	20(72)	
B	42566	NI, OZ	(3) 60W (C)	12	22.25	97	14(72)	
C	42568	NI, OZ	(6) 60W (C)	18	36.25	111	72	

Measurements shown in inches. U.S. and Canadian Patent Pending.

LADERO™

ANTIQUPE PEWTER FINISH WITH SATIN-ETCHED CASED OPAL GLASS



A | 42950 AP Wall Sconce



Shown as Semi Flush 19.5" H.

Shown as Chandelier 20" H.

Convertible

Create two distinct lighting options with one fixture: Chandelier or Semi Flush.

B | 42944 AP



C | 42947 AP Chandelier



D | 42949 AP Mini Pendant

Ladereo™ is also available in Shadow Bronze™ finish with Satin-Etched Cased Opal Glass. See more on pages 154-156 of Kichler catalog K112.

LANGFORD™

BRUSHED NICKEL FINISH WITH ETCHED WHITE GLASS



E | 1788 NI Chandelier



F | 1789 NI Chandelier

Langford™ is also available in Olde Bronze® finish with Etched White Glass. See more Langford™ fixtures on pages 296-297 of Kichler catalog K112.

LADERO™ & LANGFORD™

ITEM #	FINISH	INCAND. BULB	W	H	OVRL. H	WIRE (CHAIN)	EXT.	HCWO	NOTES
A	42950 AP, SWZ	(1) 100W (M)	5	11.5	---	---	5.25	5.75	Ⓛ (23-30W CFL) May be installed with glass up or down.
B	42944 AP, SWZ	(3) 100W (M)	17.75	20	61	50	---	---	Ⓛ (23-30W CFL) Additional chain 2996 AP. Additional stem 2999 (12") AP.
C	42947 AP, SWZ	(6) 100W (M)	26	28	66	30	---	---	Ⓛ (23-30W CFL) Additional chain 2996 AP. Additional stem 2999 (12") AP.
D	42949 AP, SWZ	(1) 100W (M)	5	11	52	58	---	---	Ⓛ (23-30W CFL) Additional chain 2996 AP. Additional stem 2999 (12") AP.
E	1788 NI, OZ	(5) 100W (M)	16.5	17.25	92	18(72)	---	---	Ⓛ (9-13W CFL)
F	1789 NI, OZ	(15) 75W (M)	42	43	117	36(72)	---	---	Ⓛ (9-13W CFL) Additional chain 4901 AP.

Measurements shown in inches. U.S. and Canadian Patent Pending A, B, C, D.

LANGFORD™

OLDE BRONZE® FINISH WITH
ETCHED WHITE GLASS



A | 8044 OZ
Flush Mount



B | 5388 OZ
Wall Sconce



C | 3882 OZ
Island Chandelier



K | 1788 OZ
Chandelier

Convertible

Create two distinct lighting options with one fixture: Semi Flush or Inverted Pendant.

L | 3694 OZ



Shown as Semi Flush
13.5" H.



Shown as Inverted Pendant
15.25" H.

Langford™ is also available in Brushed Nickel finish with Etched White Glass. See pages 296-297 of the Kichler catalog K112.



D | 1781 OZ
Chandelier



E | 1782 OZ
Chandelier



F | 3482 OZ
Mini Pendant



M | 1789 OZ
Chandelier



N | 1784 OZ
Chandelier

Convertible

Create two distinct lighting options with one fixture: Semi Flush or Inverted Pendant.

G | 3681 OZ



Shown as Semi Flush
13.25" H.



Shown as Inverted Pendant
15.25" H.



H | 1783 OZ
Chandelier



J | 3384 OZ
Inverted Pendant

LANGFORD™

ITEM #	FINISH	INCAND. BULB	W	H	OVRLL. H	L	STEM TILT	WIRE (CHAIN)	EXT.	HCWO	NOTES
A	NI, OZ	(2) 75W (M) ✦	13	6	---	---	---	---	---	---	
B	NI, OZ	(1) 100W (M)	7	8	---	---	---	---	7.75	4.75	Ⓛ (9-13W CFL) May be installed with glass up or down.
C	NI, OZ	(2) 150W (M)	15.75	21.5	61	40	90	51	---	---	Ⓛ (23-30W CFL) Additional stem 2999 (12") OZ. G-type lamp recommended.
D	NI, OZ	(3) 100W (M)	22	17.25	92	---	---	19(72)	---	---	Ⓛ (9-13W CFL)
E	NI, OZ	(5) 100W (M)	25	18.5	93	---	---	18(72)	---	---	Ⓛ (9-13W CFL)
F	NI, OZ	(1) 100W (M)	7.25	7.75	46	---	90	62	---	---	Ⓛ (18-25W CFL) Additional stem 2999 (12") OZ.
G	NI, OZ	(2) 100W (M)	18.75	15.25	54	---	---	36	---	---	Ⓛ (13-15W CFL)
H	NI, OZ	(5) 100W (M)	27.25	24.5	99	---	---	11(72)	---	---	Ⓛ (9-13W CFL)
J	NI, OZ	(3) 100W (M)	22	25.5	100	---	---	14(72)	---	---	Ⓛ (9-13W CFL)
K	NI, OZ	(5) 100W (M)	16.5	17.25	92	---	---	18(72)	---	---	Ⓛ (9-13W CFL)
L	NI, OZ	(2) 100W (M)	15	15.25	90	---	---	25(72)	---	---	Ⓛ (23-30W CFL)
M	NI, OZ	(15) 75W (M)	42	43	117	---	---	36(72)	---	---	Ⓛ (9-13W CFL) Additional chain 4901 OZ.
N	NI, OZ	(9) 100W (M)	33	30.5	105	---	---	49(72)	---	---	Ⓛ (9-13W CFL) Additional chain 2996 OZ.

Measurements shown in inches.

MONROE™

BRUSHED NICKEL FINISH WITH SATIN-ETCHED GLASS OR OLDE BRONZE® FINISH WITH LIGHT UMBER ETCHED GLASS




A | 43192 NI Chandelier



A | 43192 OZ Chandelier

MATCHING FAMILY

See entire Monroe™ Collection on pages s858, s882 in Catalog Supplement K113.



MONROE™

ITEM #	FINISH	INCAND. BULB	W	H	OVRL. H	WIRE (CHAIN)	NOTES
A 43192	NI, OZ	(16) 75W (M)	45	48	122	29(72)  (18-25W CFL) 	

Measurements shown in inches.

CAMERENA™

BRUSHED NICKEL FINISH WITH
WHITE SCAVO GLASS OR
OLDE BRONZE® FINISH WITH
WHITE SCAVO GLASS AND
LIGHT UMBER INSIDE TINT



A | 43234 NI
Chandelier



A | 43234 OZ
Chandelier

MATCHING FAMILY

See entire Camerena™
Collection on pages
s864, s884 in
Catalog
Supplement
K113.



CAMERENA™

ITEM #	FINISH	INCAND. BULB	W	H	OVRL. H	WIRE (CHAIN)	NOTES
A 43234	NI, OZ	(16) 75W (M)	45	48.25	122	44(72)	(18-25W CFL) Additional chain 4908 NI, OZ.

Measurements shown in inches.

BATH

OUR NEW BATH LIGHTING COLLECTIONS
RANGE FROM NEW TRADITIONS,
THROUGH CASUAL CONTEMPORARY
TO TRANSITIONAL.



Selene™ Wall Sconce 45431 NI | Page s967



GET INSPIRED AT
KICHLER.COM

Como™ Wall Sconce 45170 CH, 45171 CH & 45172 CH | Page s966

COMO™

POLISHED CHROME FINISH
WITH ETCHED GLASS AND CLEAR
OUTER GLASS PANEL



A | 45170 CH
Wall Sconce
NOT TO SCALE

B | 45171 CH

C | 45172 CH

D | 45173 CH

SELENE™

BRUSHED NICKEL FINISH WITH
SATIN-ETCHED CASED OPAL GLASS



F | 45432 NI

G | 45433 NI

H | 45434 NI

E | 45431 NI
Wall Sconce
NOT TO SCALE

COMO™ & SELENE™

	ITEM #	FINISH	INCAND. BULB	W	H	EXT.	HCWO	NOTES
A	45170	CH	(1) 50W (G9)	8	5.5	4.5	2.5	Halogen light source.
B	45171	CH	(2) 50W (G9)	15.75	5.5	4.5	2.5	Halogen light source.
C	45172	CH	(3) 50W (G9)	21.75	5.5	4.5	2.5	Halogen light source.
D	45173	CH	(4) 50W (G9)	27.75	5.5	4.5	2.5	Halogen light source.
E	45431	NI	(1) 100W (M)	7.5	9.25	5.5	4.5	(23-30W CFL)
F	45432	NI	(2) 50W (G9)	16	5.25	5.25	2.5	Halogen light source.
G	45433	NI	(3) 50W (G9)	24	5.25	5.25	2.5	Halogen light source.
H	45434	NI	(4) 50W (G9)	32.25	5.25	5.25	2.5	Halogen light source.

Measurements shown in inches. U.S. and Canadian Patent Pending.



Etiquette™ Mirror 78162 | See our complete selection of mirrors at kichler.com.



A | 45046 CLZ
Wall Sconce
NOT TO SCALE



B | 45047 CLZ



C | 45048 CLZ



D | 45049 CLZ

SHEILA™

CLASSIC BRONZE FINISH WITH
SATIN-ETCHED CASED OPAL GLASS

SHEILA™

	ITEM #	FINISH	INCAND. BULB	W	H	EXT.	HCWO	NOTES
A	45046	CLZ	(1) 100W (M)	6	8.5	7.75	5.5	Ⓧ (18-25W CFL) May be installed with glass up or down.
B	45047	CLZ	(2) 100W (M)	16	8.5	7.75	5.5	Ⓧ (18-25W CFL) May be installed with glass up or down.
C	45048	CLZ	(3) 100W (M)	24	8.5	7.75	5.5	Ⓧ (18-25W CFL) May be installed with glass up or down.
D	45049	CLZ	(4) 100W (M)	33	8.5	7.75	5.5	Ⓧ (18-25W CFL) May be installed with glass up or down.

Measurements shown in inches. U.S. and Canadian Patent Pending.

SHEILA™

CLASSIC PEWTER FINISH WITH
SATIN-ETCHED CASED OPAL GLASS



A | 45046 CLP
Wall Sconce
NOT TO SCALE



B | 45047 CLP



C | 45048 CLP



D | 45049 CLP

LANGFORD™

OLDE BRONZE® FINISH WITH
SATIN-ETCHED GLASS



E | 5389 OZ



F | 5388 OZ
Wall Sconce



G | 5390 OZ



H | 5391 OZ


SHEILA™ & LANGFORD™

	ITEM #	FINISH	INCAND. BULB	W	H	EXT.	HCWO	NOTES
A	45046	CLP	(1) 100W (M)	6	8.5	7.75	5.5	Ⓧ (18-25W CFL) May be installed with glass up or down.
B	45047	CLP	(2) 100W (M)	16	8.5	7.75	5.5	Ⓧ (18-25W CFL) May be installed with glass up or down.
C	45048	CLP	(3) 100W (M)	24	8.5	7.75	5.5	Ⓧ (18-25W CFL) May be installed with glass up or down.
D	45049	CLP	(4) 100W (M)	33	8.5	7.75	5.5	Ⓧ (18-25W CFL) May be installed with glass up or down.
E	5389	OZ	(2) 100W (M)	17.75	8.5	8.25	6.25	Ⓧ (9-13W CFL) May be installed with glass up or down.
F	5388	OZ	(1) 100W (M)	7.25	8	7.75	4.75	Ⓧ (9-13W CFL) May be installed with glass up or down.
G	5390	OZ	(3) 100W (M)	26.5	7.75	8.25	6.25	Ⓧ (9-13W CFL) May be installed with glass up or down.
H	5391	OZ	(4) 100W (M)	35.25	7.5	8.25	6.25	Ⓧ (9-13W CFL) May be installed with glass up or down.

Measurements shown in inches. U.S. and Canadian Patent Pending, A, B, C, D.

MIRRORS

ILLUMINATED MIRROR



A | 78203

Brushed Aluminum Finish



B | 78201

Illuminated



C | 78202
LED Mirror

LED



Chrome Frame

D | 78198 CH



Antique Pewter Frame

D | 78198 AP



Mission Bronze Frame

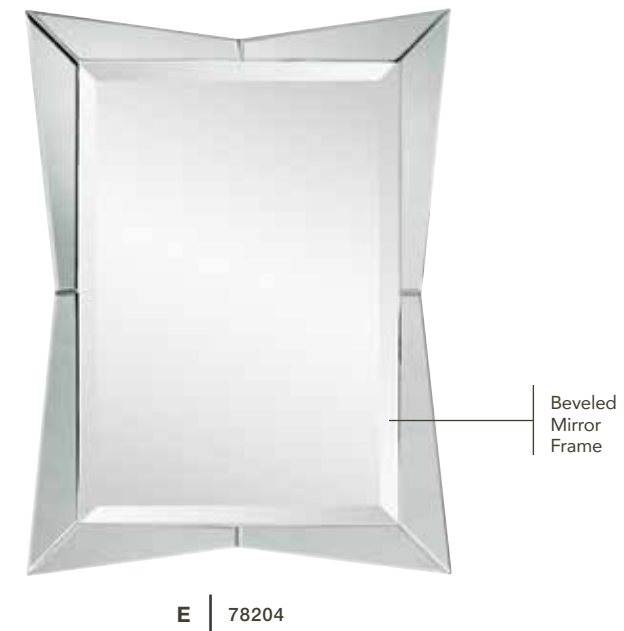
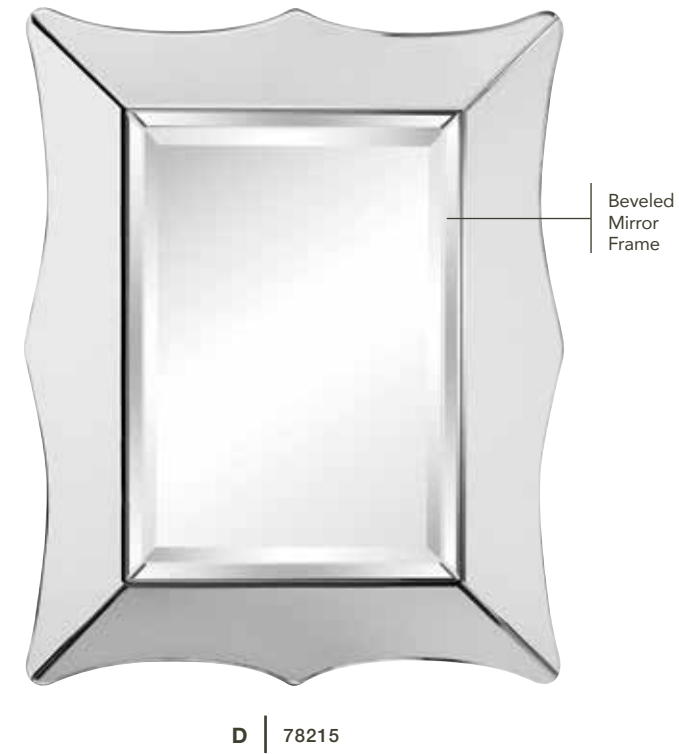
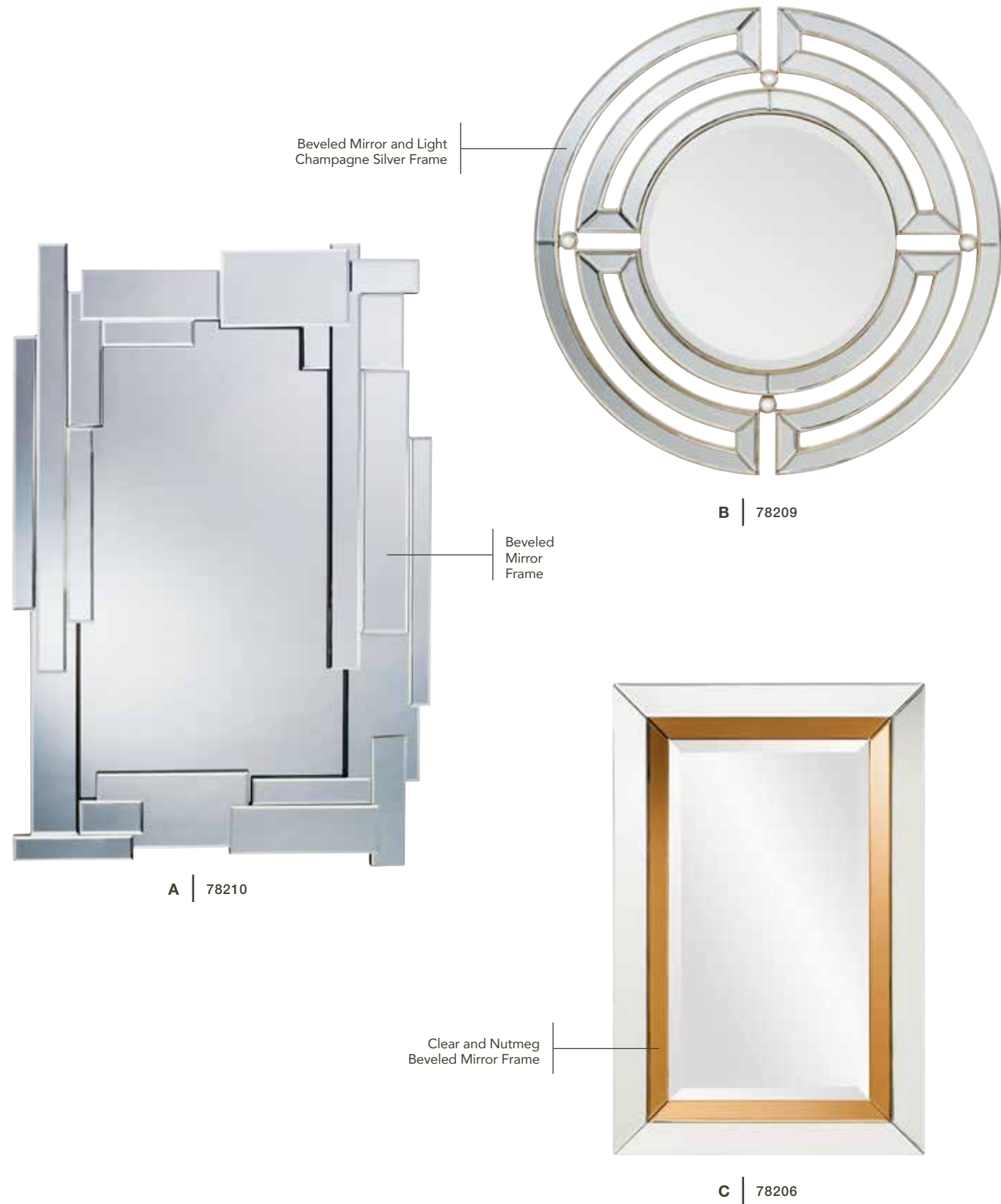
D | 78198 MIZ

MIRRORS

ITEM #	FINISH	W	H	EXT.	NOTES	
A	78203	---	31.5	23.5	2.25	Anodized brushed aluminum frame. Inner mirror. 18.75" x 18.75". (2) 14W CFL bulbs, 2700K.
B	78201	---	28	33	2.25	Clear mirror with etched glass. (1) 40W CFL bulb, 2700K.
C	78202	---	28	33	1.50	Clear mirror with etched glass. (20) 0.1W LED's, 3000K.
D	78198	AP, CH, MIZ	21.5	37.25	.75	Mahoney beveled mirror. Mirror Size: 20" x 32". Mounts horizontal or vertical

Measurements shown in inches.

MIRRORS




MIRRORS

	ITEM #	W	H	EXT.	NOTES
A	78210	32	48	1.5	Xana™ Beveled Mirror, Mirror Size: 17.25" x 34.75". Mounts horizontal or vertical
B	78209	36.5	36.5	.75	Zoar™ Beveled Mirror, Mirror Size: 20" Dia.
C	78206	24	36	1.5	Nasha™ Beveled Mirror, Mirror Size: 15.5" x 27.5". Mounts horizontal or vertical
D	78215	31.5	39.5	2	Calista™ Beveled Mirror, Mirror Size: 17.25" x 25.25". Mounts horizontal or vertical
E	78204	23.75	31.5	.75	Glance™ Beveled Mirror, Mirror Size: 17.25" x 25.25". Mounts horizontal or vertical
F	78205	25	38	1	Hayworth Beveled Mirror, Mirror Size: 17" x 30". Mounts horizontal or vertical

Measurements shown in inches.

MIRRORS



A | 78214



B | 78213




White Beveled Glass Frame

C | 78207



Distressed Silver Metal Frame

D | 78211



Distressed Silver Metal Frame

E | 78212

MIRRORS

ITEM #	W	H	EXT.	NOTES
A 78214	42	42	2.25	Kayla Beveled Mirror, Mirror Size: 17" Dia.
B 78213	28	36	1.25	Marlowe Beveled Mirror, Mirror Size: 14.75" x 22.75"
C 78207	34	44	1	Zeeba™ Beveled Mirror, Mirror Size: 20" x 30". Mounts horizontal or vertical
D 78211	36	48	1.25	Kubica™ Beveled Mirror, Mirror Size: 18.5" x 28.5". Mounts horizontal or vertical
E 78212	35	37.5	1.75	Nogaro™ Beveled Mirror, Mirror Size: 16" Dia.

Measurements shown in inches.

OUTDOOR

OUR NEWEST OUTDOOR LIGHTING COLLECTION, WITH UPDATED STYLES AND UNIQUE DESIGNS.



Ascari™ Outdoor Wall 49365 PL | Page s983



Trafari™ Outdoor Lanterns | Page s984



ZOLDER™

ARCHITECTURAL BRONZE FINISH
OR POLISHED STAINLESS STEEL
MARINE GRADE 316 FINISH
WITH SATIN-ETCHED CASSED
OPAL GLASS



Aluminum
Construction

A | 49151 AZ
Indoor/Outdoor



B | 49149 AZ
Indoor/Outdoor

Aluminum
construction



Polished Stainless Steel
Marine Grade 316

A | 49151 PSS316
Indoor/Outdoor

B | 49149 PSS316
Indoor/Outdoor

Marine Grade
316 Stainless Steel
construction

Suitable
for Indoor
use also.

LifeBrite™
By KICHLER®

LifeBrite™ Finish has a lifetime finish guarantee to withstand the harshest elements, salt air and extreme weather conditions

ZOLDER™

	ITEM #	FINISH	INCAND. BULB	W	H	EXT.	HCWO	NOTES
A	49151	AZ, PSS316	(2) 60W (K) ☉	4.5	26.5	4.25	13.25	☉ Krypton light source
B	49149	AZ, PSS316	(1) 60W (K) ☉	4.5	17	4.5	10.75	☉ Krypton light source

Measurements shown in inches. U.S. and Canadian Patent Pending.

ASCARI™

ARCHITECTURAL BRONZE FINISH
WITH CLEAR OUTER GLASS AND
ETCHED INNER GLASS



A | 49364 AZ



B | 49365 AZ



C | 49368 AZ
Outdoor Pendant



D | 49366 AZ



E | 49367 AZ
Post Lantern

Shown with Post 9506 AZ

ASCARI™

PLATINUM FINISH WITH CLEAR OUTER
GLASS AND ETCHED INNER GLASS



A | 49364 PL



B | 49365 PL



C | 49368 PL
Outdoor Pendant



D | 49366 PL



E | 49367 PL
Post Lantern

Shown with Post
9506 BA

ASCARI™

ITEM #	FINISH	INCAND. BULB	W	H	OVRLL. H	WIRE (CHAIN)	EXT.	HCWO	NOTES
A	49364 AZ, PL	(1) 50W (G9)	5.5	10	---	---	7.25	3.75	W Halogen light source
B	49365 AZ, PL	(1) 100W (M)	7	13	---	---	9	4.75	W EOD (23-30W CFL)
C	49368 AZ, PL	(1) 100W (M)	8.25	17	91	27(72)	---	---	D EOD (23-30W CFL)
D	49366 AZ, PL	(1) 150W (M)	8.25	16.5	---	---	10.75	8.25	W EOD (30-52W CFL)
E	49367 AZ, PL	(1) 150W (M)	8.25	17	---	---	---	---	W EOD (30-52W CFL)

Measurements shown in inches. U.S. and Canadian Patent Pending.

Cast Aluminum
construction

Cast Aluminum
construction

TRAFARI™

ARCHITECTURAL BRONZE FINISH
WITH VETRO MICA GLASS



A | 49356 AZ



B | 49357 AZ



C | 49358 AZ



D | 49360 AZ
Post Lantern

Shown with Post 9506 AZ

LED

TEXTURED ARCHITECTURAL BRONZE™
FINISH OR TEXTURED BLACK FINISH



E | 11250 AZT
Dark Sky Compliant



E | 11250 BKT
Dark Sky Compliant



F | 11251 AZT



F | 11251 BKT



G | 11077 AZT
Dark Sky Compliant



G | 11077 BKT
Dark Sky Compliant

LED OUTPUT

11250 AZT/BKT	374 Lumens, 11 Watts 3000 Kelvin, CRI 85
11251 AZT/BKT	574 Lumens, 15 Watts 3000 Kelvin, CRI 85
11077 AZT/BKT	425 Lumens, 16 Watts 3000 Kelvin, CRI 84

Cast Aluminum
construction

TRAFARI™ & LED

ITEM #	FINISH	INCAND. BULB	W	H	EXT.	HCWO	NOTES
A	AZ	(1) 75W (M)	6	9.25	6.25	4.5	W EOD (18-25W CFL)
B	AZ	(1) 100W (M)	7.75	12	6.75	5.75	W EOD (23-30W CFL)
C	AZ	(1) 150W (M)	10	14.75	8.25	7	W EOD (30-52W CFL)
D	AZ	(1) 150W (M)	10	17.5	---	---	W EOD (30-52W CFL)
E	AZT, BKT	11.23W LED	5*	7	6.5	3.25	W C
F	AZT, BKT	4.89W Uplight / 9.78W Downlight LED	5*	12.25	---	6.25	W
G	AZT, BKT	15.42W LED	5.5*	6	6	2.75	W C

Measurements shown in inches. U.S. and Canadian Patent Pending, A, B, C, D. * LED light source included

Cast Aluminum
construction

HANFORD™

ANVIL IRON FINISH WITH
CLEAR SEEDY GLASS



A | 49006 AVI



B | 49007 AVI



C | 49008 AVI Post Lantern

Shown with Post 9506 BK

HATTERAS BAY™

OLDE BRONZE® FINISH WITH
CLEAR FRESNEL GLASS



D | 49064 OZ



Can be converted to Dark Sky by installing fresnel glass inward



E | 49065 OZ

Clear Fresnel Glass



F | 49067 OZ

HANFORD™ & HATTERAS BAY™

ITEM #	FINISH	INCAND. BULB	W	H	EXT.	HCWO	NOTES
A	AVI	(1) 60W (M)	7.5	14.5	6.75	11.25	Ⓜ Ⓜ0D (13-15W CFL)
B	AVI	(1) 100W (M)	9.5	18	8.5	13.5	Ⓜ Ⓜ0D (23-30W CFL)
C	AVI	(1) 100W (M)	9.5	20	---	---	Ⓜ Ⓜ0D (23-30W CFL)
D	OZ	(1) 60W (M)	6.5	8	8.75	3.5	Ⓜ Ⓜ0D Dark Sky compliant when fresnel lens is installed inward.
E	OZ	(1) 75W (M)	9	9.5	10	3.5	Ⓜ Ⓜ0D (9-13W CFL) Dark Sky compliant when fresnel lens is installed inward.
F	OZ	(1) 100W (M)	10.5	10.25	11.75	4	Ⓜ Ⓜ0D (23-30W CFL) Dark Sky compliant when fresnel lens is installed inward.

Measurements shown in inches. U.S. and Canadian Patent Pending.

Aluminum & Solid Brass construction

Cast Aluminum construction

MOUNT VERNON

BLACK FINISH OVER SOLID BRASS
WITH CLEAR SEEDY GLASS



A | 9707 BK



B | 9708 BK



C | 9709 BK



F | 9809 BK
Outdoor Pendant



G | 9804 BK
Outdoor Pendant

Solid Brass Construction



D | 9704 BK



E | 9703 BK

Mount Vernon is also available in Olde Bronze® finish with Etched Seedy Glass. See pages 588-589 of the Kichler catalog K112.



H | 9909 BK
Post Lantern

Shown with Post 9506 BK

Solid Brass
construction

MOUNT VERNON

ITEM #	FINISH	INCAND. BULB	W	H	OVRL. H	WIRE (CHAIN)	EXT.	HCWO	NOTES
A	9707 BK, OZ	(1) 100W (M)	5.5	12.5	---	---	6.25	5.5	W EOD (23-30W CFL)
B	9708 BK, OZ	(1) 150W (M)	7.5	16.75	---	---	8.25	6.75	W EOD (23-30W CFL)
C	9709 BK, OZ	(1) 150W (M)	9.5	19.5	---	---	10.25	7.25	W EOD (23-30W CFL)
D	9704 BK, OZ	(4) 60W (C)	13	27.75	---	---	13.75	11.25	W
E	9703 BK, OZ	(6) 60W (C)	16	32.5	---	---	17	12.25	W
F	9809 BK, OZ	(1) 150W (M)	9.5	18.5	57	59(36)	---	---	D EOD (23-30W CFL) Additional chain 2996 BK.
G	9804 BK, OZ	(4) 60W (C)	13	26	64	72	---	---	D
H	9909 BK, OZ	(1) 150W (M)	9.5	20.75	---	---	---	---	W EOD (23-30W CFL)

Measurements shown in inches.

