

## FEATURES & SPECIFICATIONS

### INTENDED USE

Ideal for a wide variety of low- to medium-height ceiling applications including commercial, retail and hospital-ity spaces where a wallwash fixture is required.

### OPTICAL SYSTEM

Aluminum full reflectors are optically designed to maximize lumen output and to provide superior glare control. Anodized finishes for wallwash reflectors are semi-specular or diffuse in a variety of colors. Polyester powder coat finishes also are available in white.

Wallwash reflector intended to direct light with a horizontal component to increase light intensity on walls, as well as provide downward light on horizontal surfaces. Kicker must face wall to be illuminated.

### MECHANICAL SYSTEM

Heavy gauge die formed galvanized steel mounting frame with mechanical trim retention (yoke) ensures secure and flush reflector mounting to ceiling. Attached to frame are vertically adjustable mounting brackets for use with C channels, ½" steel conduit or 16 gauge flat bar hangers included, standard. Frames equipped with galvanized junction box UL Listed for through wire applications. Junction boxes equipped with (2) ¾" and (4) ½" conduit knockouts with pryout slots and removable access doors.

Retaining clips packed with reflector for installation on rough-in.

Maximum 1-1/2" ceiling thickness.

### ELECTRICAL SYSTEM

Electronic ballast with end of lamp life protection standard. Class P thermally protected ballast protects against improper contact with insulation. Minimum starting temperature is 0°F/-18°C.

Rated for #12 AWG conductor thru-branch wiring. Minimum 90° supply wire. Ground wire provided.

### Lamp Socket Base:

DTT 4-pin lamps – 18W (G24Q-2); 26W (G24Q-3)

TRT 4-pin lamps – 18W (GX24Q-2); 26W (GX24Q-3); 32W (GX24Q-3); 42W (GX24Q-4)

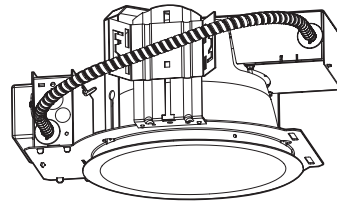
### LISTING

Fixtures are UL Listed for thru-branch wiring, Non-IC recessed mounting, damp location, and to U.S. and Canadian Safety Standards.

**WARRANTY** — 1-year limited warranty. Full warranty terms located at [www.acuitybrands.com/CustomerResources/Terms\\_and\\_conditions.aspx](http://www.acuitybrands.com/CustomerResources/Terms_and_conditions.aspx).

Note: Specifications subject to change without notice.

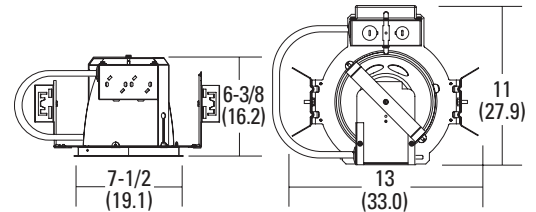
Catalog Number
Notes
Type



### Compact Fluorescent Downlighting

# 6" LF6N

### WALLWASH Horizontal 1-Lamp, Triple Tube (TRT)



### Specifications

Max. Height: 6-3/8 (16.2)

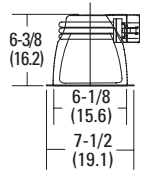
Ceiling Opening: 7 (17.8)

Overlap Trim: 7-1/2 (19.1)

Length: 13 (33.0)

Width: 11 (27.9)

All dimensions are inches (centimeters).



### ORDERING INFORMATION

For shortest lead times, configure products using **bolded options**.

**Example: LF6N 1/26-42TRT F6W4A MVOLT**

LF6N				
Serie	Wattage/Lamp	Reflector/color	Voltage	Options <sup>7</sup>
<b>LF6N</b>	1/18DTT	F6W4 White wallwash	<b>MVOLT<sup>2</sup></b>	ADEZ Advance Mark 10™ electronic dimming ballast, 120V or 277V. Must be voltage specific. Minimum dimming level 5%
	1/26DTT	<b>F6W4A</b> Clear diffuse wallwash	120	ECOS Lutron EcoSystem electronic dimming ballast, 120V - 277V. Must be wattage specific. Minimum dimming level 5%
	1/18TRT	<b>F6W4AZ</b> Clear semi-specular wallwash	277	<b>EL</b> Emergency PSDL3 DL battery pack with integral test switch <sup>4</sup>
	<b>1/26-42TRT<sup>1</sup></b>	F6W4G Gold diffuse wallwash	347 <sup>3</sup>	<b>ELR</b> Emergency PSDL3 DL battery pack with remote test switch <sup>4</sup>
	1/26TRT	F6W4GZ Gold semi-specular wallwash		ELHL Iota I-420-R High lumen output emergency battery pack. Internal test switch provided. Maximum average lumen output is 1300 (42W) <sup>5</sup>
	1/32TRT	F6W4PR Pewter diffuse wallwash		ELRHL Iota I-420-EM-B High lumen output emergency battery pack. Remote test switch provided. Maximum average lumen output is 1300 (42W) <sup>5</sup>
	1/42TRT	F6W4WTZ Wheat semi-specular wallwash		GMF Single slow-blow fuse, must specify voltage
				BDP Ballast disconnect plug (meets codes that require in-fixture disconnect) <sup>3</sup>
				RIF1 Radio interference filter
				LBH Less barhangers
				WLP 35K lamp (shipped separately)
				NSD Sensor Switch nLight™ dimming relay <sup>6</sup>
				TRW White flange

### Accessories: Order as separate catalog number.

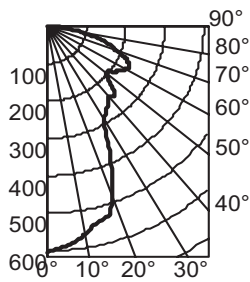
SCA6 Sloped ceiling adaptor. Degree of slope must be specified (10D, 15D, 20D, 25D, 30D) Ex: SCA6 10D.

### NOTES:

- Not available with ECOS or WLP.
- Electronic multi-volt ballast capable of operating any line voltage from 120-277V, 50 or 60Hz.
- Not available with EL or ELR.
- Add 3" (7.6) to width and 4-1/2" (11.4) to length.
- Not recommended for field installation.
- One 5A relay with one 0-10 VDC dimming output, shipped installed. Requires additional nLight bus power supply.
- For additional options see [www.lithonia.com](http://www.lithonia.com).

## 6" LF6N Horizontal 1-Lamp, Triple Tube (TRT), Wallwash

LF6N 1/32TRT MVOLT F6W4A, (1) 32W TRT lamp, 1.37 s/mh, 2400 rated lumens, test number LTL18340

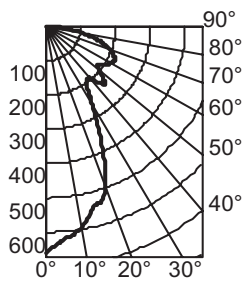


Intensity Distribution	
Vertical Angle	Horizontal Angle
0°	0°
5°	5°
15°	15°
25°	25°
35°	35°
45°	45°
55°	55°
65°	65°
75°	75°
85°	85°
90°	90°

Zonal Lumen Summary		
Zone	Lumens	% Lamp
0° - 30°	490.7	20.4
0° - 40°	783.1	32.6
0° - 60°	1258.4	52.4
0° - 90°	1424.7	59.4
90° - 180°	23.0	1.0
0° - 180°	1447.7	*60.3
*Total Efficiency		

Coefficients of Utilization					
RCR	pf	20%			
		80%	70%	50%	
pc	pw	50%30%	50%30%	50%30%	
0	72	72	70	70	66 66
1	64	62	62	60	60 58
2	57	53	55	52	53 50
3	51	46	50	46	48 44
4	45	41	45	40	43 39
5	41	36	40	36	39 35
6	37	32	37	32	35 31
7	34	29	33	29	32 28
8	31	26	31	26	30 26
9	29	24	28	24	28 23
10	26	22	26	22	26 22

LF6N 1/32TRT MVOLT F6W4AZ, (1) 32W TRT lamp, 1.33 s/mh, 2400 rated lumens, test number LTL18337



Intensity Distribution	
Vertical Angle	Horizontal Angle
0°	0°
5°	5°
15°	15°
25°	25°
35°	35°
45°	45°
55°	55°
65°	65°
75°	75°
85°	85°
90°	90°

Zonal Lumen Summary		
Zone	Lumens	% Lamp
0° - 30°	503.1	21.0
0° - 40°	797.8	33.2
0° - 60°	1304.7	54.4
0° - 90°	1482.5	61.8
90° - 180°	23.0	1.0
0° - 180°	1505.4	*62.7
*Total Efficiency		

Coefficients of Utilization					
RCR	pf	20%			
		80%	70%	50%	
pc	pw	50%30%	50%30%	50%30%	
0	74	74	73	73	69 69
1	66	64	65	62	62 60
2	59	55	58	54	55 52
3	52	48	51	47	49 46
4	47	42	46	42	45 41
5	43	37	42	37	40 36
6	39	33	38	33	37 32
7	35	30	35	30	34 29
8	32	27	32	27	31 27
9	30	25	29	25	29 24
10	28	23	27	23	27 22