

OVERVIEW

Designed for mounting heights of up to 45 ft (13.72 m), the **CMRB 6** High Bay 360° sensor provides Passive Infrared (PIR) occupancy detection over a 15-20 ft (4.57-6.10 m) radial coverage pattern that overlaps the areas lit by a typical high bay fixture. This line voltage sensor switches loads directly without the need for a power pack. The **CMRB 6** sensor mounts directly to the end of a lighting fixture through an extended 1/2 inch chase nipple, and is ideal for individual on/off control of T5/T8 fluorescent lighting. For multiple fixture control, multiple low voltage **CMB 6**, **CMB 50**, and/or **HMB 10** Series High Bay sensors with power packs are recommended. For lower mounting height applications, **CMRB 9** or **CMRB 10** Series sensors are recommended.

FEATURES

- 100% Digital PIR Detection, Excellent RF Immunity
- 360° Coverage Pattern
- Self-Contained Relay, No Power Pack Needed
- No Minimum Load Requirements
- Compatible w/ Electronic & Magnetic Ballasts, CFLs, LED, & Incandescents
- Interchangeable Hot & Load Wires, Impossible to Wire Backwards
- Push-Button Programmable
- Non-Volatile Settings Memory
- Adjustable Time Delays
- No Field Calibration or Sensitivity Adjustments Required
- Convenient Test Mode
- 100 hr Lamp Burn-in Timer

SPECIFICATIONS

Size:	3.63" H x 3.63" W x 1.50" D (9.22 cm x 9.22 cm x 3.81 cm)
Weight:	6 oz
Mounting:	1/2" knockout
Color:	White
Maximum Load(per pole):	800W @ 120 VAC, 1200W @ 277 VAC, 1500W @ 347 VAC
Motor Load:	1/4 HP
Frequency:	50/60Hz
Dimming Load:	Sinks <20 mA; ~40 Ballasts @ .5 mA each
ROHS compliant	

AcuityControls

Sensor Switch™

CMRB 6
High Bay 360° Sensor



Warranty

Five-year limited warranty. Complete warranty terms located at:

www.acuitybrands.com/CustomerResources/Terms_and_conditions.aspx

Note: Actual performance may differ as a result of end-user environment and application.

Specifications subject to change without notice.



ORDERING INFORMATION

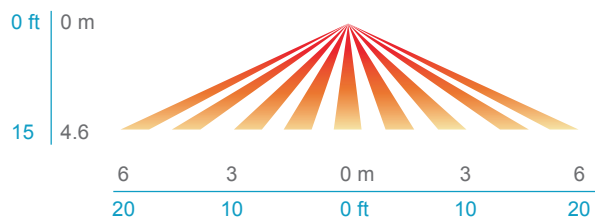
CMRB 6										Example: CMRB 6 P LT 36L			
Series		Dimming		Photocell		Voltage		Temp/Humidity		Wire			
CMRB 6 High Bay 360° Sensor		[blank] D	None Occupancy controlled dimming	[blank] P	None Photocell	[blank] 347	120/277 VAC 347 VAC	[blank] LT	Standard Low Temp/ High Humidity	[blank] 24L	Standard 24" Leads		
										36L	36" Leads		
										CRD36	36" Cord		

COVERAGE PATTERN

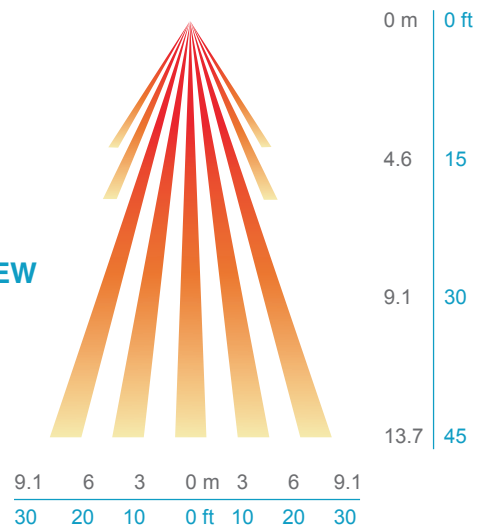
6 HIGH BAY 360° LENS

- Best choice for 15 to 45 ft (4.57 to 13.72 m) mounting heights
- 15 to 20 ft (4.57 to 6.10 m) radial coverage overlaps area lit by a typical high bay fixture
- Excellent detection of large motion (e.g. walking) up to a 35 ft (10.76 m) mounting height
- Excellent detection of extra large motion (e.g. forklifts) up to a 45 ft (13.72 m) mounting height

LOW VIEW



HIGH VIEW



WIRING (DO NOT WIRE HOT)

STANDARD WIRING

BLACK*	- Line Input	} *BLACK wires can be reversed
BLACK*	- Load Output	
WHITE	- Neutral	

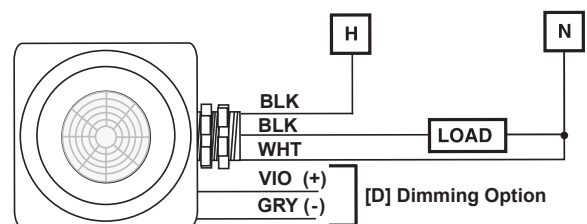
347 VAC OPTION (347)

Black wires are replaced w/ Red wires

INITIAL POWER UP

The sensor's relay is shipped in a latched closed position so the lights will come on upon initial power-up. If the lights do not immediately turn on (initial installation only) the latching relay opened during shipment and will close within 30 secs.

Note: If the sensor loses power, the internal relay will latch closed.



DIMMING OPTION (D)

VIOLET - Connect to Violet control wire from 0-10 VDC dimmable ballast

GRAY - Connect to Gray common wire from ballast