


### Cable to Cable Connections




Listed 467

(Parallel Thru Splice of Horizontal Cables, Tap Conductor Over Run)

#### PT Connection Type

Cable Size		Mold Part No.	Weld Metal	
Run	Tap		UltraShot	NUWTUBE
#2 Sol	#2 Sol	PT-2S2SB	US65	NUWTUBE65
#2	#6	PT-26B	US45	NUWTUBE45
	#4	PT-24B	US65	NUWTUBE65
	#2	PT-22B	US65	NUWTUBE65
1/0	#2	PT-1/02B	US65	NUWTUBE65
	1/0	PT-1/01/0B	US90	NUWTUBE90
2/0	#2	PT-2/02B	US90	NUWTUBE90
	1/0	PT-2/01/0B	US115	NUWTUBE115
	2/0	PT-2/02/0B	US115	NUWTUBE115
4/0	#4	PT-4/04B	US150	NUWTUBE150
	#2	PT-4/02B	US150	NUWTUBE150
	1/0	PT-4/01/0B	US150	NUWTUBE150
	2/0	PT-4/02/0B	US150	NUWTUBE150
	3/0	PT-4/03/0B	US200	NUWTUBE200
4/0	PT-4/04/0B	US200	NUWTUBE200	




Listed 467

(Cross of Horizontal Cables, Lapped & Not Cut)

#### XO Connection Type

Cable Size		Mold Part No.	Weld Metal	
Run	Tap		UltraShot	NUWTUBE
2/0	#2	XO-2/02Q	US150	NUWTUBE150
	1/0	XO-2/01/0Q	US200	NUWTUBE200
	2/0	XO-2/02/0Q	US200	NUWTUBE200
4/0	#2	XO-4/02Q	US150	NUWTUBE150
	1/0	XO-4/01/0Q	US200	NUWTUBE200
	2/0	XO-4/02/0Q	US200	NUWTUBE200
	3/0	XO-4/03/0Q	US250	NUWTUBE250
	4/0	XO-4/04/0I*	US250	NUWTUBE250
250 MCM	250 MCM	XO-25CM25CM*	US300	2-NUWTUBE150

\*New innovative 3 piece design.




Listed 467

(Tee of Horizontal Run & Tap Cables)

#### RT Connection Type

Cable Size		Mold Part No.	Weld Metal	
Run	Tap		UltraShot	NUWTUBE
#2 Sol	#2 Sol	RT-2S2SB	US45	NUWTUBE45
#2	#2	RT-22B	US45	NUWTUBE45
1/0	#2	RT-1/02B	US45	NUWTUBE45
	1/0	RT-1/01/0B	US90	NUWTUBE90
2/0	#2	RT-2/02B	US45	NUWTUBE45
	1/0	RT-2/01/0B	US90	NUWTUBE90
	2/0	RT-2/02/0B	US90	NUWTUBE90
3/0	#2	RT-3/02B	US45	NUWTUBE45
	1/0	RT-3/01/0B	US90	NUWTUBE90
	2/0	RT-3/02/0B	US90	NUWTUBE90
	3/0	RT-3/03/0B	US115	NUWTUBE115
4/0	#2	RT-4/02B	US90	NUWTUBE90
	1/0	RT-4/01/0B	US90	NUWTUBE90
	2/0	RT-4/02/0B	US90	NUWTUBE90
	3/0	RT-4/03/0B	US115	NUWTUBE115
	4/0	RT-4/04/0B	US150	NUWTUBE150



Listed 467

(Butt End Splice of Horizontal Cables)

#### BS Connection Type


Cable Size	Mold Part No.	Weld Metal	
		UltraShot	NUWTUBE
#6 Sol	BS-6SL	US25	NUWTUBE25
#4	BS-4L	US25	NUWTUBE25
	BS-2L	US32	NUWTUBE32
1/0	BS-1/0B	US45	NUWTUBE45
2/0	BS-2/0B	US65	NUWTUBE65
3/0	BS-3/0B	US90	NUWTUBE90
4/0	BS-4/0B	US90	NUWTUBE90
250 MCM	BS-25CMB	US115	NUWTUBE115

#### Handle Clamps Required:

MH1 for **B, K, P & Q** Price Key Molds  
 MH2 for **C** Price Key Molds  
 MH3 for GS Style **R** Price Key Molds  
 MH6 for **I** Price Key Molds

**L & M** Price Key Molds INCLUDE MH3 Handle  
**A** Price Key Molds SOLD WITH FRAME

## Cable to Cable Connections



Listed 467

(Parallel Tap of Horizontal Cables)

### PB Connection Type

Cable Size		Mold Part No.	Weld Metal	
Run	Tap		UltraShot	NUWTUBE
#2 Sol	#2 Sol	PB-2S2SB	US65	NUWTUBE65
#2	#6	PB-26B	US32	NUWTUBE32
	#4	PB-24B	US45	NUWTUBE45
	#2	PB-22B	US65	NUWTUBE65
1/0	#6	PB-1/06B	US45	NUWTUBE45
	#4	PB-1/04B	US65	NUWTUBE65
	#2	PB-1/02B	US65	NUWTUBE65
	1/0	PB-1/01/0B	US90	NUWTUBE90
2/0	#6	PB-2/06B	US65	NUWTUBE65
	#4	PB-2/04B	US65	NUWTUBE65
	#2	PB-2/02B	US90	NUWTUBE90
	1/0	PB-2/01/0B	US115	NUWTUBE115
	2/0	PB-2/02/0B	US115	NUWTUBE115
4/0	#6	PB-4/06B	US90	NUWTUBE90
	#4	PB-4/04B	US90	NUWTUBE90
	#2	PB-4/02B	US115	NUWTUBE115
	1/0	PB-4/01/0B	US115	NUWTUBE115
	2/0	PB-4/02/0B	US115	NUWTUBE115
	4/0	PB-4/04/0B	US150	NUWTUBE150




(Parallel Thru Splice of Horizontal Cables)

### PS Connection Type

Cable Size		Mold Part No.	Weld Metal	
Run	Tap		UltraShot	NUWTUBE
#8 Sol	#8 Sol	PS-8S8SL	US25	NUWTUBE25
#8	#8	PS-88L	US25	NUWTUBE25
#6 Sol	#6 Sol	PS-6S6SL	US25	NUWTUBE25
#6	#6	PS-66L	US25	NUWTUBE25
#4 Sol	#4 Sol	PS-4S4SM	US32	NUWTUBE32
#4	#4	PS-44M	US32	NUWTUBE32
#2 Sol	#2 Sol	PS-2S2SM	US45	NUWTUBE45

## Cable to Ground Rod Connections




Listed 467

(Single Cable Dead Ended to Top of Ground Rod)

### GD Connection Type

Ground Rod Size*	Cable Size	Mold Part No.	Weld Metal	
			UltraShot	NUWTUBE
5/8"	#2 Sol	GD-582SB	US65	NUWTUBE65
	#2	GD-582B	US65	NUWTUBE65
	1/0	GD-581/0B	US90	NUWTUBE90
	2/0	GD-582/0B	US90	NUWTUBE90
	3/0	GD-583/0B	US90	NUWTUBE90
	4/0	GD-584/0B	US90	NUWTUBE90
3/4"	#2 Sol	GD-342SB	US90	NUWTUBE90
	#2	GD-342B	US90	NUWTUBE90
	1/0	GD-341/0B	US90	NUWTUBE90
	2/0	GD-342/0B	US90	NUWTUBE90
	3/0	GD-343/0B	US90	NUWTUBE90
	4/0	GD-344/0B	US90	NUWTUBE90

\*Copper-Clad ground rod nominal dimensions.



Listed 467


(Horizontal Thru Cable to Top of Ground Rod)

### GO Connection Type

Ground Rod Size*	Cable Size	Mold Part No.	Weld Metal	
			UltraShot	NUWTUBE
5/8"	#2 Sol	GO-582SB	US90	NUWTUBE90
	#2	GO-582B	US90	NUWTUBE90
	1/0	GO-581/0B	US90	NUWTUBE90
	2/0	GO-582/0B	US115	NUWTUBE115
	3/0	GO-583/0B	US115	NUWTUBE115
	4/0	GO-584/0B	US115	NUWTUBE115
3/4"	#2 Sol	GO-342SB	US90	NUWTUBE90
	#2	GO-342B	US90	NUWTUBE90
	1/0	GO-341/0B	US115	NUWTUBE115
	2/0	GO-342/0B	US115	NUWTUBE115
	3/0	GO-343/0B	US115	NUWTUBE115
	4/0	GO-344/0B	US115	NUWTUBE115

\*Copper-Clad ground rod nominal dimensions.

## Cable to Ground Rod Connections




(Horizontal Thru Cable to Side of Ground Rod)

### GS Connection Type

Ground Rod Size*	Cable Size	Mold Part No.	Weld Metal	
			UltraShot	NUWTUBE
5/8"	#2 Sol	GS-582SR	US65	NUWTUBE65
	#2	GS-582R	US65	NUWTUBE65
	1/0	GS-581/0P	US115	NUWTUBE115
	2/0	GS-582/0P	US115	NUWTUBE115
	3/0	GS-583/0P	US150	NUWTUBE150
	4/0	GS-584/0P	US150	NUWTUBE150
3/4"	#2 Sol	GS-342SR	US65	NUWTUBE65
	#2	GS-342R	US65	NUWTUBE65
	1/0	GS-341/0P	US115	NUWTUBE115
	2/0	GS-342/0P	US115	NUWTUBE115
	3/0	GS-343/0P	US150	NUWTUBE150
	4/0	GS-344/0P	US150	NUWTUBE150

\*Copper-Clad ground rod nominal dimensions.

## Cable to Steel Surface/Pipe Connections



Listed 467


(Horizontal Cable to Horizontal Flat Steel Surface, ON Surface)

### HD Connection Type

Cable Size	Mold Part No.	Weld Metal	
		UltraShot	NUWTUBE
#2 Sol	HD-2SA	US45	NUWTUBE45
#2	HD-2A	US45	NUWTUBE45
1/0	HD-1/0B	US90	NUWTUBE90
2/0	HD-2/0B	US90	NUWTUBE90
3/0	HD-3/0B	US115	NUWTUBE115
4/0	HD-4/0B	US115	NUWTUBE115
250 MCM	HD-25CMB	US115	NUWTUBE115

\*For connections to pipe, please contact factory.

## Cable to Steel Surface/Pipe Connections



Listed 467

(Cable Down at 45° to Vertical Flat Steel Surface)

### VA Connection Type

Cable Size	Mold Part No.	Weld Metal	
		UltraShot	NUWTUBE
#2 Sol	VA-2SB	US45	NUWTUBE45
#2	VA-2B	US45	NUWTUBE45
1/0	VA-1/0B	US90	NUWTUBE90
2/0	VA-2/0B	US90	NUWTUBE90
3/0	VA-3/0B	US115	NUWTUBE115
4/0	VA-4/0B	US115	NUWTUBE115
250 MCM	VA-25CMB	US115	NUWTUBE115




Listed 467

(Cable Down at 45° to Side of Vertical or Horizontal Steel Pipe)

### VA (Pipe) Connection Type (Range Taking)

Cable Size	Nominal Pipe Size	Mold Part No.	Weld Metal	
			UltraShot	NUWTUBE
#2 Sol	1/2" to 1" Pipe	VA-2SV.5X1B	US45	NUWTUBE45
	1-1/2" to 4" Pipe	VA-2SV1.5X4B	US45	NUWTUBE45
	4" to 6" Pipe	VA-2SV4X6B	US45	NUWTUBE45
	6" to 10" Pipe	VA-2SV6X10B	US45	NUWTUBE45
#2	1-1/2" to 4" Pipe	VA-2V1.5X4B	US45	NUWTUBE45
	4" to 6" Pipe	VA-2V4X6B	US45	NUWTUBE45
	6" to 10" Pipe	VA-2V6X10B	US45	NUWTUBE45
1/0	2" to 4" Pipe	VA-1/0V2X4B	US90	NUWTUBE90
	4" to 6" Pipe	VA-1/0V4X6B	US90	NUWTUBE90
	6" to 10" Pipe	VA-1/0V6X10B	US90	NUWTUBE90
2/0	2" to 4" Pipe	VA-2/0V2X4B	US90	NUWTUBE90
	4" to 6" Pipe	VA-2/0V4X6B	US90	NUWTUBE90
	6" to 10" Pipe	VA-2/0V6X10B	US90	NUWTUBE90
4/0	2" to 4" Pipe	VA-4/0V2X4B	US115	NUWTUBE115
	4" to 6" Pipe	VA-4/0V4X6B	US115	NUWTUBE115
	6" to 10" Pipe	VA-4/0V6X10B	US115	NUWTUBE115

## Cable to Bus Bar & Lugs Connections




(Horizontal Cable Tap to Edge of Horizontal Flat Busbar)

### BE Connection Type

Bus/Lug Size	Cable Size	Mold Part No.	Weld Metal	
			UltraShot	NUWTUBE
1/4 x 1-1/2 & Wider	#6	BE-141.56B	US65	NUWTUBE65
	#2 Sol	BE-141.52SB	US65	NUWTUBE65
	#2	BE-141.52B	US65	NUWTUBE65
	1/0	BE-141.51/0B	US90	NUWTUBE90
	2/0	BE-141.52/0B	US90	NUWTUBE90
	3/0	BE-141.53/0B	US90	NUWTUBE90
3/8 x 1-1/2 & Wider	4/0	BE-141.54/0B	US90	NUWTUBE90
	1/0	BE-381.51/0B	US90	NUWTUBE90
	2/0	BE-381.52/0B	US90	NUWTUBE90
	3/0	BE-381.53/0B	US115	NUWTUBE115
1/2 x 1-1/2 & Wider	4/0	BE-381.54/0B	US115	NUWTUBE115
	1/0	BE-121.51/0B	US115	NUWTUBE115
	2/0	BE-121.52/0B	US115	NUWTUBE115
	3/0	BE-121.53/0B	US150	NUWTUBE150
4/0	BE-121.54/0B	US150	NUWTUBE150	

## Cable to Rebar Connections (Range Taking)



Listed 467


(Parallel Cable Tap of Horizontal Cable to Thru Horizontal Rebar)

### RP Connection Type

Rebar Size	Cable Size	Mold Part No.	Packing Mat'l No.	Weld Metal	
				UltraShot	Ultraweld
3	#6	RP-36B	WRPSLV	US25	NUWTUBE25
	#2	RP-32B	WRPSLV	US45	NUWTUBE45
	2/0	RP-32/0B	WRPSLV	US90	NUWTUBE90
	4/0	RP-34/0B	WRPSLV	US115	NUWTUBE115
4 & Larger	#6	RP-4L6A	CERPM1	US25	NUWTUBE25
	#2	RP-4L2A	CERPM1	US45	NUWTUBE45
4	2/0	RP-42/0B	WRPSLV	US90	NUWTUBE90
	4/0	RP-44/0B	WRPSLV	US115	NUWTUBE115
5	2/0	RP-52/0B	WRPSLV	US90	NUWTUBE90
	4/0	RP-54/0B	WRPSLV	US115	NUWTUBE115
6* & Larger	2/0	RP-6L2/0B	CERPM2	US90	NUWTUBE90
	4/0	RP-6L4/0B	CERPM2	US115	NUWTUBE115

- 2 Wrap Sleeves (#WRPSLV) required per weld.
- \*Requires Hold Down Kit (#UMHDKIT) for welds made to #6 and Larger Rebar.

## Cable to Rebar Connections (Range Taking)



Listed 467


(Tee of Vertical Thru Rebar & Horizontal Tap Cable)

7 & Larger

### RE Connection Type

Rebar Size	Cable Size	Mold Part No.	Packing Mat'l No.	Weld Metal	
				UltraShot	NUWTUBE
3	#2	RE-32B	WRPSLV	US65	NUWTUBE65
	1/0	RE-31/0B	WRPSLV	US115	NUWTUBE115
	2/0	RE-32/0B	WRPSLV	US115	NUWTUBE115
	4/0	RE-34/0B	WRPSLV	US150	NUWTUBE150
4	#2	RE-42B	WRPSLV	US65	NUWTUBE65
	1/0	RE-41/0B	WRPSLV	US115	NUWTUBE115
	2/0	RE-42/0B	WRPSLV	US115	NUWTUBE115
	4/0	RE-44/0B	WRPSLV	US150	NUWTUBE150
5	#2	RE-52B	WRPSLV	US65	NUWTUBE65
	1/0	RE-51/0B	WRPSLV	US115	NUWTUBE115
	2/0	RE-52/0B	WRPSLV	US115	NUWTUBE115
	4/0	RE-54/0B	WRPSLV	US150	NUWTUBE150
6	#2	RE-62B	WRPSLV	US65	NUWTUBE65
	1/0	RE-61/0B	WRPSLV	US115	NUWTUBE115
	2/0	RE-62/0B	WRPSLV	US115	NUWTUBE115
	4/0	RE-64/0B	WRPSLV	US150	NUWTUBE150
7* & Larger	#2	RE-7L2K	CERPM3	US65	NUWTUBE65
	1/0	RE-7L1/0K	CERPM3	US115	NUWTUBE115
	2/0	RE-7L2/0K	CERPM3	US115	NUWTUBE115
	4/0	RE-7L4/0K	CERPM3	US150	NUWTUBE150

- \*Requires Chain Support Kit (#CSKIT) for welds made to #7 and Larger Rebar.



Listed 467


(Cross of Horizontal Cable Lapped Over Horizontal Rebar)

### RO Connection Type

Rebar Size	Cable Size	Mold Part No.	Packing Mat'l No.	Weld Metal	
				UltraShot	NUWTUBE
3	#6	RO-36B	WRPSLV	US65	NUWTUBE65
	#2	RO-32B	WRPSLV	US90	NUWTUBE90
	2/0	RO-32/0Q	WRPSLV	US115	NUWTUBE115
	4/0	RO-34/0Q	WRPSLV	US150	NUWTUBE150
4	#6	RO-46B	WRPSLV	US65	NUWTUBE65
	#2	RO-42B	WRPSLV	US90	NUWTUBE90
	2/0	RO-42/0Q	WRPSLV	US115	NUWTUBE115
	4/0	RO-44/0Q	WRPSLV	US150	NUWTUBE150
5	#6	RO-56B	WRPSLV	US65	NUWTUBE65
	#2	RO-52B	WRPSLV	US90	NUWTUBE90
	2/0	RO-52/0Q	WRPSLV	US115	NUWTUBE115
	4/0	RO-54/0Q	WRPSLV	US150	NUWTUBE150
6* & Larger	#6	RO-6L6B	CERPM1	US65	NUWTUBE65
	#2	RO-6L2B	CERPM1	US90	NUWTUBE90
	2/0	RO-6L2/0B	CERPM2	US115	NUWTUBE115
	4/0	RO-6L4/0B	CERPM2	US150	NUWTUBE150

- 2 Wrap Sleeves (#WRPSLV) required per weld.
- \*Requires Hold Down Kit (#UMHDKIT) for welds made to #6 and Larger Rebar.

## Tools & Accessories



#MH1  
Mold Handle



#MSKIT  
Magnetic Support Kit



#MLDSTBLZR  
Mold Stabilizer Kit



#DRONE  
Compact UltraShot  
Controller



#MIL1840BAT  
Drone Battery



#MH6  
Mold Handle



#UMHDKIT  
Hold Down Kit



#MCBRSH1  
Mold Cleaning Brush  
(large)



#MIL1812CHARGER  
Drone Battery  
Charger



#DRONEPOUCH  
Drone Controller  
Tool Pouch



#CSKIT  
Chain Support Kit



#CCBRSH2  
Cable Cleaning Brush



#CCBRSH1  
Cable Cleaning Brush



#DRONECASE  
Drone Controller  
Storage Case

## Uni-Shots




**G11**



**G21**



**G31**



**G41**

Type	NUWTUBE Mold Part No.	UltraShot Mold Part No.	Ground Rod Size	Cable Size	
				Solid	Stranded
G11	G11-588NU	G11-588US	5/8"	#6, #8	#8
G11	G11-584NU	G11-584US	5/8"	#3, #4	#4, #6
G11	G11-582NU	G11-582US	5/8"	#1, #2	#2, #3
G21	G21-588NU	G21-588US	5/8"	#6, #8	#8
G21	G21-584NU	G21-584US	5/8"	#3, #4	#4, #6
G21	G21-582NU	G21-582US	5/8"	#1, #2	#2, #3
G31	G31-588NU	G31-588US	5/8"	#6, #8	#8
G31	G31-584NU	G31-584US	5/8"	#3, #4	#4, #6
G31	G31-582NU	G31-582US	5/8"	#1, #2	#2, #3
G41	G41-588NU	G41-588US	5/8"	#6, #8	#8
G41	G41-584NU	G41-584US	5/8"	#3, #4	#4, #6
G41	G41-582NU	G41-582US	5/8"	#1, #2	#2, #3
G11	G11-348NU	G11-348US	3/4"	#6, #8	#8
G11	G11-344NU	G11-344US	3/4"	#3, #4	#4, #6
G11	G11-342NU	G11-342US	3/4"	#1, #2	#2, #3
G21	G21-348NU	G21-348US	3/4"	#6, #8	#8
G21	G21-344NU	G21-344US	3/4"	#3, #4	#4, #6
G21	G21-342NU	G21-342US	3/4"	#1, #2	#2, #3
G31	G31-348NU	G31-348US	3/4"	#6, #8	#8
G31	G31-344NU	G31-344US	3/4"	#3, #4	#4, #6
G31	G31-342NU	G31-342US	3/4"	#1, #2	#2, #3
G41	G41-348NU	G41-348US	3/4"	#6, #8	#8
G41	G41-344NU	G41-344US	3/4"	#3, #4	#4, #6
G41	G41-342NU	G41-342US	3/4"	#1, #2	#2, #3

**NOTE:** For Full Size ground rod, add "F" after the ground rod size. Example: G3134F2US



**Harger Lightning & Grounding**  
301 Ziegler Drive • Grayslake, IL 60030  
Phone: 800-842-7437 • 847-548-8700  
www.harger.com • hargersales@harger.com

