

Milwaukee®

M12 FUEL M18

DRIVEN TO OUTPERFORM.™



**LONGER
MOTOR LIFE**

**MORE
POWER**

**MORE
RUN-TIME**



M12 FUEL™



2402-22

2403-22

2404-22



1/4" Hex 2-Speed Screwdriver



1/2" Drill/Driver



1/2" Hammer Drill/Driver


UP TO
10X
LONGER
MOTOR LIFE

UP TO
2X
MORE
POWER

UP TO
4X
MORE
RUN-TIME

PORTABLE PRODUCTIVITY

1. POWERSTATE™ BRUSHLESS MOTOR



- ✓ Milwaukee® Designed & Built Brushless Motor
- ✓ Electronic Control
- ✓ Motor Runs Cooler
- ✓ No Wearable Components
- ✓ Outperforms all Leading Competitors

2. REDLINK PLUS™ INTELLIGENCE



- ✓ Most Advanced Electronic System for Maximum Performance
- ✓ Controls the Motor to Maximize the Power as well as Manage the Overall Durability of the Complete System
- ✓ Total System Communication with Overload Protection

3. REDLITHIUM™ BATTERY PACK



- ✓ Most Durable Pack on the Market
- ✓ Withstands Jobsite Abuse and Extreme Temperatures
- ✓ Over 5X More Recharges than the Leading Competitor
- ✓ Operates Down to -18°C

TABLE OF CONTENTS

M12 FUEL

M12™ HAMMER DRILLS, DRILL/DRIVERS 3-4


M12™ IMPACT DRIVERS & WRENCHES 4-5

M12™ SDS PLUS ROTARY HAMMERS 7-8

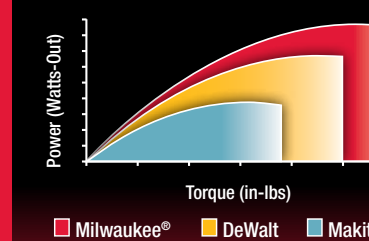
M12™ HACKZALL® RECIPROCATING SAW 9

M12™ CIRCULAR SAW 10

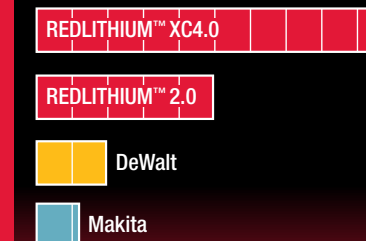
LONGER LIFE



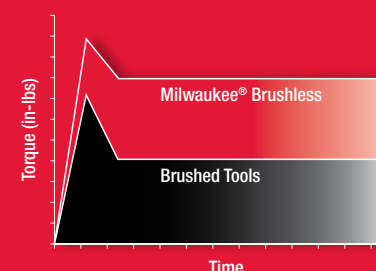
MORE POWER



MORE RUN-TIME




UNMATCHED POWER



- POWERSTATE™ Brushless Motor Provides Higher Sustained Torque to Complete the Hardest Applications



MORE RUN-TIME VS. 18 VOLT



INDUSTRY'S FIRST SUBCOMPACT 1/2" HAMMER DRILL



2452-22



1/4" Impact Wrench

2453-22



1/4" Hex Impact Driver

2454-22







3/8" Impact Wrench

UP TO
3X
LONGER
MOTOR LIFE

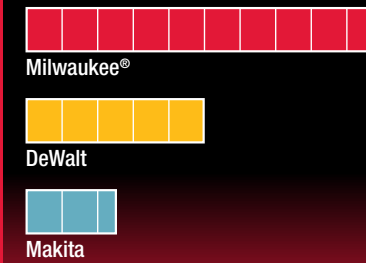
UP TO
2X
MORE
RUN-TIME

PROPRIETARY
2-MODE
DRIVE CONTROL™

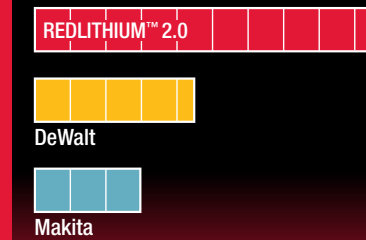
M12 FUEL™ VS. COMPETITORS

	Milwaukee®	Milwaukee®	Makita	DeWalt
	 2404-22	 2403-22	 FD02W	 DCD710S2
	53 YEAR WARRANTY™	53 YEAR WARRANTY™		
	HAMMER DRILLS	DRILL/DRIVER MARKET		
Chuck	1/2" Metal	1/2" Metal	3/8" Plastic	3/8" Plastic
Power	350	350	240	189 UWO
RPM	0 - 450 / 0 - 1,700	0 - 450 / 0 - 1,700	0 - 350 / 0 - 1,300	0 - 400 / 0 - 1,500
BPM	0-22,500	NA	NA	NA
Speed Settings	2 Speed	2 Speed	2 Speed	2 Speed
Battery Capacity	2.0 & 4.0 Ahr	2.0 & 4.0 Ahr	1.3 Ahr	1.3 Ahr
Composition	Li-ion	Li-ion	Li-ion	Li-ion
On-Board Fuel Gauge	Yes	Yes	No	No
LED Light	Yes	Yes	Yes	Yes
Clutch Setting	18	18	18	15 + 1
Overall Length (OAL)	7.875"	7.625"	7.4"	7.63"


LONGER LIFE






MORE RUN-TIME



2-MODE DRIVE CONTROL™

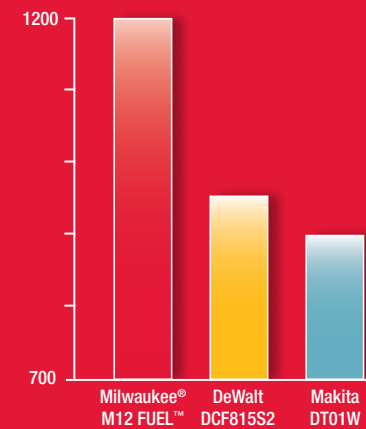


M12 FUEL™ VS. COMPETITORS

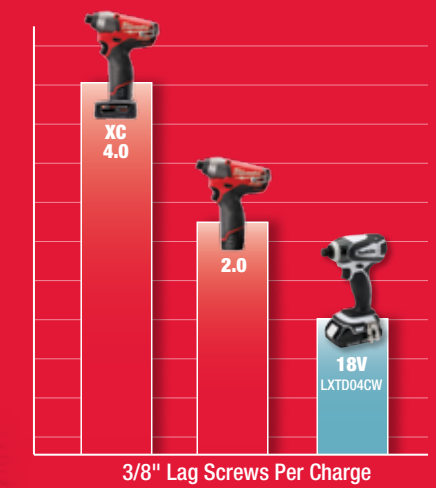
	Milwaukee®	Makita	DeWalt
	 2402-22	 FD01W	 DCF610S2
	52 YEAR WARRANTY™		
	SCREWDRIVER MARKET		
Chuck	1/4" Hex	1/4" Hex	1/4" Hex
Power	325	200	160 UWO
RPM	0 - 450 / 0 - 1,700	0 - 350 / 0 - 1,300	0 - 1,050
BPM	NA	NA	NA
Speed Settings	2 Speed	2 Speed	Single Speed
Battery Capacity	2.0 Ahr	1.3 Ahr	1.3 Ahr
Composition	Li-ion	Li-ion	Li-ion
On-Board Fuel Gauge	Yes	No	No
LED Light	Yes	Yes	Yes
Clutch Setting	18	18	15 + 1
Overall Length (OAL)	6.65"	6.1875"	6.25"



MORE TORQUE



20% MORE RUN-TIME VS. 18 VOLT



PROPRIETARY 2-MODE
DRIVE CONTROL™



MODE 1: PRECISION

■ 0 – 1,200 RPM & 175 in-lbs of torque for work with small fasteners and applications that require maximum control

MODE 2: PERFORMANCE

■ 0 – 2,650 RPM & 1,200 in-lbs of torque for maximum performance in heavy duty applications

M12 FUEL™ VS. COMPETITORS

	Milwaukee®	DeWalt	Makita	Bosch
	 2453	 DCF815S2	 DT01W	 PS41-2A
	1/4" HEX IMPACT DRIVER			
Torque (in-lbs)	175 / 1,200	950	800	930
RPM	0 – 1,200 / 0 – 2,650	0 – 2,450	0 – 2,400	0 – 2,600
Max IPM	0 – 3,550	0 – 3,400	0 – 3,000	0 – 3,100
Length	6"	6-1/4"	6"	5-1/2"
Tool Weight (lbs.)	2.2	2.3	2.0	2.1
Adjustable Speed/Torque	2-Mode	No	No	No
Chuck	One-Handed Bit Insertion	One-Handed Bit Insertion	Two-Handed Bit Insertion	Two-Handed Bit Insertion

M12 FUEL™ VS. COMPETITORS

	Milwaukee®	DeWalt	Makita	Milwaukee®
	 2454	 DCF813S2	 WT01W	 2452
	3/8" IMPACT WRENCH			1/4" IMPACT WRENCH
Torque (in-lbs)	200 / 1,400	1,150	1,000	120 / 500
Torque (ft-lbs)	17 / 117	96	83	10 / 42
RPM	0 – 1,200 / 0 – 2,650	0 – 2,450	0 – 2,300	0 – 1,200 / 0 – 2,650
Max IPM	0 – 3,500	0 – 3,400	0 – 3,000	0 – 4,000
Length	6-1/4"	6-1/4"	6-3/8"	5-3/4"
Tool Weight (lbs.)	2.4	2.3	2.1	2.1
Adjustable Speed/Torque	2-Mode	No	No	2-Mode
Anvil Type	Friction Ring	Friction Ring	Friction Ring	Friction Ring

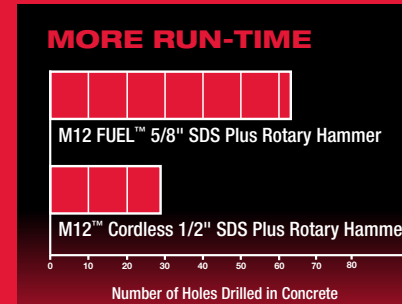


2416-22XC

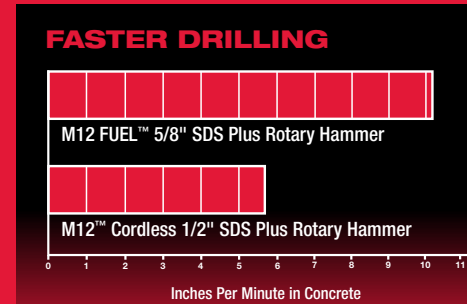


5/8" SDS Plus
Rotary Hammer

UP TO
2X
MORE
RUN-TIME



UP TO
75%
FASTER
DRILLING



5/8"
CAPACITY



INDUSTRY'S FIRST
5/8" COMPACT ROTARY HAMMER



INCREASED RUN-TIME



Drills up to 90 1/4" x 1-1/2" holes in concrete

LIGHTWEIGHT & COMPACT



Lightweight 3.9 lbs and 10" compact design ideal for overhead drilling and reaching into tight spaces

SPECIFICATIONS AND MODELS

DESCRIPTION	SPECIFICATIONS
Max Capacity	5/8"
Max RPM	0 – 900
Max BPM	0 – 6,200
2-Mode	Rotary Hammer & Rotation Only
Length / Weight	10" / 3.9 lbs
LED Light	Yes
Material	Concrete & Masonry



M12 FUEL™ 5/8" SDS Plus Rotary Hammer (Kit) 2416-22XC

Includes: 2416-20 5/8" SDS Plus Rotary Hammer, (2) M12™ REDLITHIUM™ XC4.0 Extended Capacity Battery Packs, M12™ Lithium-ion Battery Charger, Carrying Case

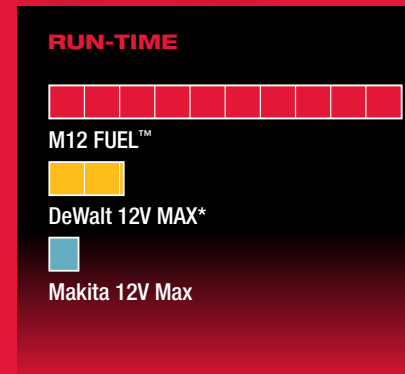


M12 FUEL™ 5/8" SDS Plus Rotary Hammer (Tool-Only) 2416-20

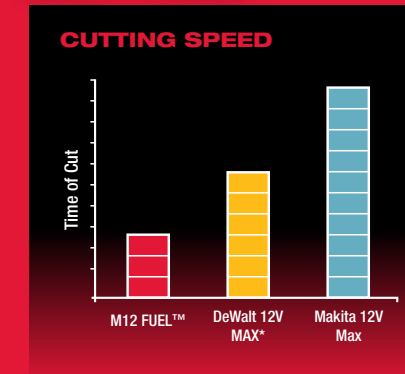
Includes: 2416-20 5/8" SDS Plus Rotary Hammer



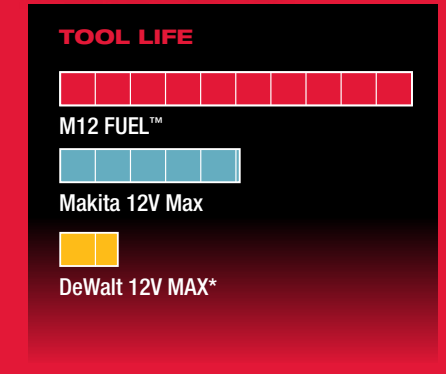
OVER
4X
MORE
RUN-TIME



UP TO
70%
FASTER
CUTTING



UP TO
6X
LONGER
TOOL LIFE



MOST CONTROL,
LOWEST VIBRATION



- Compact, One-Handed Design
 - Ideal for tight spaces
- Lowest Vibration
 - Increases control and accuracy

SPECIFICATIONS AND MODELS

DESCRIPTION	SPECIFICATIONS
Stroke Length	5/8"
SPM	0 – 3,000
LED Light	Yes
Length / Weight	13.25" / 4.1 lbs



M12 FUEL™ HACKZALL® Recip Saw (Tool-Only) 2520-20

Includes: 2520-20 M12 FUEL™ HACKZALL® Reciprocating Saw

M12 FUEL™ HACKZALL® Recip Saw (Kit - 1 Battery) 2520-21XC

Includes: 2520-20 M12 FUEL™ HACKZALL® Reciprocating Saw, (1) M12™ REDLITHIUM™ XC4.0 Extended Capacity Battery Pack, M12™ & M18™ Multi-Voltage Charger, Blade and Contractor Bag





5-3/8" CIRCULAR SAW KIT

M12 FUEL



M18 FUEL

1-5/8"
CUT
CAPACITY

UP TO
170
CUTS
PER CHARGE

UP TO
2X
LONGER
MOTOR LIFE

GREATER RANGE
OF APPLICATIONS

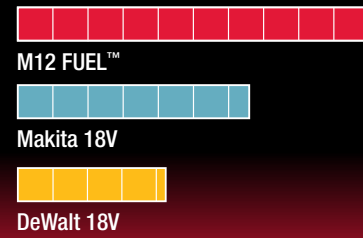


INCREASED
PRODUCTIVITY

1 CHARGE = **170**
CUTS IN
2X4



TOOL LIFE



**MOST POWERFUL
12V CIRC SAW**



Most powerful 12V Circular Saw on the market, capable of completing cuts in 2x dimensional lumber.

**SPECIFICATIONS
AND MODELS**

DESCRIPTION	SPECIFICATIONS
RPM	3,600
Blade Size	5-3/8"
Arbor Size	10 mm
Cut Depth	90°: 1-5/8" 45°: 1-1/8"
Maximum Bevel Capacity	50°
Length / Weight	14-3/8" / 6.25 lbs



M12 FUEL™ 5-3/8" Circular Saw (Tool-Only) 2530-20

Includes: 2530-20 M12 FUEL™ 5-3/8" Circular Saw, Blade and Blade Wrench



M12 FUEL™ 5-3/8" Circular Saw (Kit - 1 Battery) 2530-21XC

Includes: 2530-20 M12 FUEL™ 5-3/8" Circular Saw, (1) M12™ REDLITHIUM™ XC4.0 Extended Capacity Battery Pack, Charger, Blade, Blade Wrench and Contractor Bag



REVOLUTIONARY PERFORMANCE

1. POWERSTATE™ BRUSHLESS MOTOR

- ✓ Milwaukee® Designed & Built Brushless Motor
- ✓ Electronic Control
- ✓ Motor Runs Cooler
- ✓ No Wearable Components
- ✓ Outperforms all Leading Competitors

2. REDLINK PLUS™ INTELLIGENCE

- ✓ Most Advanced Electronic System for Maximum Performance
- ✓ Controls the Motor to Maximize the Power as well as Manage the Overall Durability of the Complete System
- ✓ Total System Communication with Overload Protection

3. REDLITHIUM™ BATTERY PACK

- ✓ Most Durable Pack on the Market
- ✓ Withstands Jobsite Abuse and Extreme Temperatures
- ✓ Over 5X More Recharges than the Leading Competitor
- ✓ Operates Down to -18°C

TABLE OF CONTENTS

M18 FUEL

M18™ DRILL/DRIVERS & HAMMER DRILLS.....12-13

M18™ IMPACT DRIVERS & WRENCHES....14-15

M18™ HIGH TORQUE IMPACT WRENCHES16-19

M18™ SAWZALL® RECIPROCATING SAW...20-21

M18™ CIRCULAR SAWS.....22-23

M18™ ANGLE GRINDERS.....24-25

M18™ DEEP CUT BAND SAW.....26-27

M18™ HOLE HAWG® RIGHT ANGLE DRILLS.....28-29

M18™ SDS-PLUS HAMMER DRILLS.....30-31





2603-22



1/2" Drill/Driver

2603-22CT



1/2" Drill/Driver

2604-22



1/2" Hammer Drill/Driver

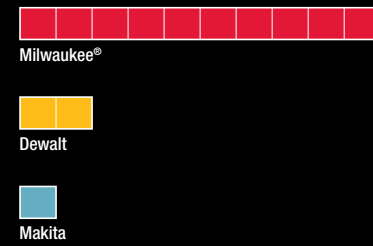
2604-22CT



1/2" Hammer Drill/Driver

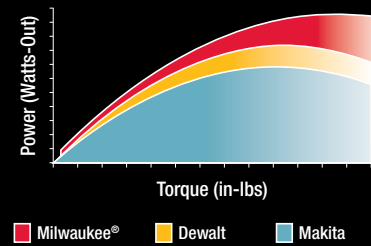
UP TO
10X
LONGER
MOTOR LIFE

LONGER LIFE



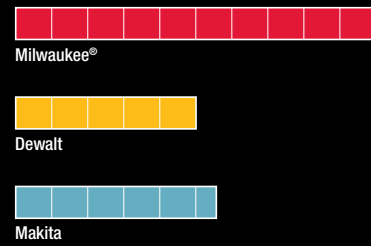
UP TO
25%
MORE
POWER

MORE POWER




UP TO
50%
MORE
RUN-TIME

MORE RUN-TIME



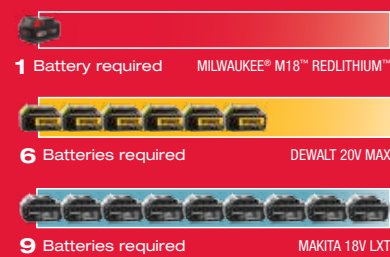
UNMATCHED POWER



■ POWERSTATE™ Brushless Motor Provides Higher Sustained Torque to Complete the Hardest Applications



LONGER BATTERY LIFE



■ Generate up to 9X Lifetime Energy From REDLITHIUM™
■ Replace Batteries Less Often and Protect Your Investment

* Based on a 35A CC Cycle
Every 25th Cycle is 10A

DRILL/DRIVERS & HAMMER DRILLS



**MORE
COMPACT.**

MORE POWER.

M18 FUEL™ VS COMPETITOR HIGH PERFORMANCE

	Milwaukee®	Makita	DeWalt	Milwaukee®	Makita	DeWalt
	2603-22	BDF451	DCD980L2	2604-22	BHP454	DCD985L2
	DRILL/DRIVERS			HAMMER DRILL/DRIVERS		
Clutch Settings	24	16	22	24	16	22
RPM	0-550 / 0-1,850	0-300 / 0-1,700	0-575 / 0-2,000	0-550 / 0-1,850	0-400 / 0-1,700	0-575 / 0-2,000
Power	725	560	535 UW0	725	560	535 UW0
BPM	NA	N/A	N/A	31,450	25,500	34,000
Weight (lbs.)	4.9	5.3	5.2	5.0	5.0	5.3
Length	7.9"	9.4"	9.3"	8.1"	9.7"	9.5"
Chuck	Metal	Metal	Metal	Metal	Metal	Metal
Tool Warranty	5 Years	3 Years	3 Years	5 Years	3 Years	3 Years
Motor Type	POWERSTATE™ Brushless	Standard	Standard	POWERSTATE™ Brushless	Standard	Standard
Charger	Sequential Multi-Voltage	18V Only	20V / 12V	Sequential Multi-Voltage	18V Only	20V / 12V
Side Handle	Yes	Yes	Yes	Yes	Yes	Yes

M18 FUEL™ VS COMPETITOR COMPACTS

	Milwaukee®	Makita	DeWalt	Milwaukee®	Makita	DeWalt
	2603-22CT	LXFD01CW	DCD780C2	2604-22CT	BHP452HW	DCD785C2
	DRILL/DRIVERS			HAMMER DRILL/DRIVERS		
Clutch Settings	24	16	16	24	16	16
RPM	0-550 / 0-1,850	0-400 / 0-1,500	0-600 / 0-2,000	0-550 / 0-1,850	0-450 / 0-1,500	0-600 / 0-2,000
Power	650	480	350 UW0	650	480	350 UW0
BPM	N/A	N/A	N/A	31,450	22,500	34,000
Weight (lbs.)	4.4	3.3	3.4	4.5	3.7	3.5
Length	7.9"	7.6"	7.5"	8.1"	8.8"	8.1"
Chuck	Metal	Plastic	Plastic	Metal	Plastic	Plastic
Tool Warranty	5 Years	3 Years	3 Years	5 Years	3 Years	3 Years
Motor Type	POWERSTATE™ Brushless	Standard	Standard	POWERSTATE™ Brushless	Standard	Standard
Charger	Sequential Multi-Voltage	18V Only	20V / 12V	Sequential Multi-Voltage	18V Only	20V / 12V
Side Handle	Yes	No	No	Yes	No	No



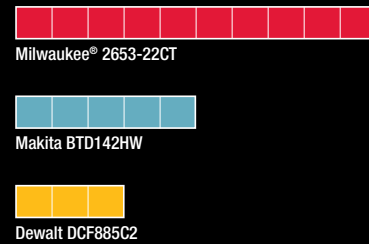
2653-22CT 2653-22 2654-22CT 2654-22 2655-22 2655B-22



1/4" Hex Impact Driver 1/4" Hex Impact Driver 3/8" Impact Wrench 3/8" Impact Wrench 1/2" Impact Wrench 1/2" Impact Wrench w/ Ball Pin

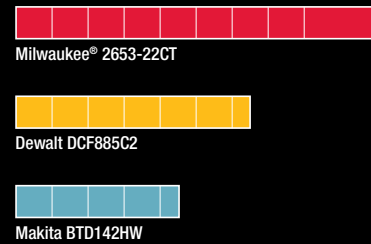
UP TO **3X** LONGER MOTOR LIFE

LONGER LIFE



UP TO **50%** MORE RUN-TIME

MORE RUN-TIME

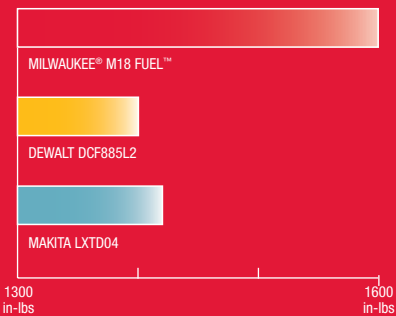


PROPRIETARY 3-MODE **DRIVE CONTROL™**

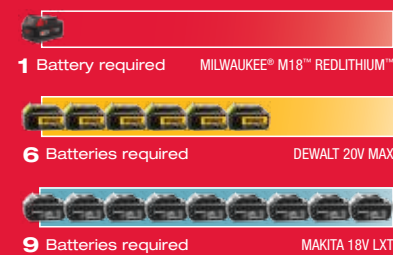
3-MODE DRIVE CONTROL™

MODE ONE	MODE TWO	MODE THREE
200 in-lbs, 0-850 RPM	700 in-lbs, 0-2,100 RPM	1,600 in-lbs, 0-2,900 RPM
PRECISION	PREVENTION	PERFORMANCE

TORQUE



LONGER BATTERY LIFE



- Generate up to 9X Lifetime Energy From REDLITHIUM™
- Replace Batteries Less Often and Protect Your Investment

* Based on a 35A CC Cycle Every 25th Cycle is 10A

IMPACT DRIVERS & WRENCHES



PROPRIETARY 3-MODE **DRIVE CONTROL™**



MODE 1: PRECISION

- 0-850 RPM & 200 in-lbs of torque for work with small fasteners and applications that require maximum control



MODE 2: PREVENTION

- 0-2100 RPM & 700 in-lbs of torque allows the operator to complete their work without damaging fasteners or material



MODE 3: PERFORMANCE

- 0-2900 RPM & 1600 in-lbs of torque for maximum performance in heavy duty applications

M18 FUEL™ VS COMPETITOR HIGH CAPACITY

	Milwaukee®	DeWalt	Makita	DeWalt	Makita
	M18 FUEL™ 2653-22	Brushless DCF895L2	Brushless LXDT01	Standard DCF885L2	Standard LXDT04
	IMPACT DRIVERS				
Speed / Torque Control	DRIVE CONTROL™	Yes	Yes	No	No
RPM	0-2900	0-2850	0-2600	0-2800	0-2300
Torque (in-lbs)	1600	1500	1460	1400	1420
IPM	0-3600	0-3300	0-3400	0-3200	0-3200
Weight (lbs.)	3.6	3.5	3.3	3.4 lbs	3.3 lbs
Length	5.5"	5.25"	5.5"	5.55"	5.45"
Tool Warranty	5 Years	3 Years	3 Years	3 Years	3 Years
Motor Type	POWERSTATE™ Brushless	Brushless	Brushless	Standard	Standard
Charger	Sequential Multi-Voltage	20V / 12V	18V Only	20V / 12V	18V Only

M18 FUEL™ VS COMPETITOR COMPACTS

	Milwaukee®	DeWalt	Makita	DeWalt
	M18 FUEL™ 2653-22CT	Brushless DCF895C2	Standard BTD142HW	Standard DCF885C2
	IMPACT DRIVERS			
Speed / Torque Control	DRIVE CONTROL™	Yes	No	No
RPM	0-2900	0-2850	0-2300	0-2800
Torque (in-lbs)	1600	1500	1280	1400
IPM	0-3600	0-3300	0-3200	0-3200
Weight (lbs.)	3	3	2.8	2.8
Length	5.5"	5.25"	5.75"	5.55"
Tool Warranty	5 Years	3 Years	3 Years	3 Years
Motor Type	POWERSTATE™ Brushless	Brushless	Standard	Standard
Charger	Sequential Multi-Voltage	20V / 12V	18V Only	20V / 12V

UP TO
600^{FT-LBS}
MAX FASTENING
TORQUE

UP TO
2X
MORE
RUN-TIME

UP TO
3X
LONGER
MOTOR LIFE

TOOL BATTERY
5 3
YEAR YEAR
WARRANTY™



UP TO
700^{FT-LBS}
MAX FASTENING
TORQUE

UP TO
1100^{FT-LBS}
NUT-BUSTING
TORQUE

UP TO
2X
MORE
RUN-TIME

TOOL BATTERY
5 3
YEAR YEAR
WARRANTY™



M18 FUEL™ 2762-22 vs COMPETITORS

	Milwaukee®	Milwaukee®	Dewalt	Dewalt	Makita	Bosch
	2762-22	2662-22	DCF889M2	DW059K-2	BTW450	HTH181-01
Motor	POWERSTATE™ Brushless	4-Pole Neo	2-Pole Ferrite	2-Pole Ferrite	2-Pole Ferrite	Can
Impacts Per Minute	0 – 2,300	0 – 2,200	0 – 2,300	0 – 2,300	0 – 2,200	0 – 2,100
Max Fastening Torque	600 ft.-lbs.	450 ft.-lbs.	300 ft.-lbs.	300 ft.-lbs.	325 ft.-lbs.	500 ft.-lbs.
Nut-Busting Torque	900 ft.-lbs.	700 ft.-lbs.	300 ft.-lbs.	300 ft.-lbs.	325 ft.-lbs.	500 ft.-lbs.
Length	8-3/4"	8-7/8"	10-3/4"	10-3/4"	10-1/2"	9-1/4"
Drive-Control™	Yes	No	No	No	No	No
Variable Speed	Yes	No	Yes	No	No	Yes
LED Light	Yes	No	Yes	No	Yes	No
Powered By	REDLITHIUM™ XC4.0	REDLITHIUM™	Li-ion	Ni-Cad	Li-ion	Li-ion

M18 FUEL™ 2763-22 vs COMPETITORS

	Milwaukee®	Milwaukee®	Ingersoll	Ingersoll	Snap-On	Bosch
	2763-22	2663-22	2135TIMAX	WI7150	CT7850	HTH181-01
Motor	POWERSTATE™ Brushless	4-Pole Neo	Air	Can	Can	Can
Impacts Per Minute	0 – 2,300	0 – 2,200	0 – 1,250	0 – 2,300	0 – 2,100	0 – 2,100
Max Fastening Torque	700 ft.-lbs.	450 ft.-lbs.	550 ft.-lbs.	650 ft.-lbs.	450 ft.-lbs.	500 ft.-lbs.
Nut-Busting Torque	1,100 ft.-lbs.	700 ft.-lbs.	1,100 ft.-lbs.	1,100 ft.-lbs.	700 ft.-lbs.	500 ft.-lbs.
Length	9"	8-7/8"	8-3/8"	9-1/2"	9-1/4"	9-1/4"
Drive-Control™	Yes	No	No	No	No	No
Variable Speed	Yes	Yes	Yes	Yes	Yes	Yes
LED Light	Yes	No	No	No	Yes	Yes
Powered By	REDLITHIUM™ XC4.0	REDLITHIUM™	Compressor	Li-ion	Li-ion	Li-ion

PROPRIETARY 2-MODE DRIVE CONTROL™

2762	MODE 1	MODE 2
No Load Speed (RPM / IPM)	0 – 1,200 / 0 – 1,700	0 – 1,700 / 0 – 2,300
Max Fastening Torque	350 ft.-lbs.	600 ft.-lbs.



M18 FUEL™ 1/2" High Torque Impact Wrench w/ Pin Detent (Tool-Only) 2762-20

Includes: 2762-20 M18 FUEL™ 1/2" High Torque Impact Wrench w/ Pin Detent



M18 FUEL™ 1/2" High Torque Impact Wrench w/ Pin Detent (Kit - 2 Batteries) 2762-22

Includes: 2762-20 M18 FUEL™ 1/2" High Torque Impact Wrench w/ Pin Detent, (2) M18™ REDLITHIUM™ XC4.0 Extended Capacity Battery Packs, M12™ & M18™ Multi-Voltage Charger, and Carrying Case

PROPRIETARY 2-MODE DRIVE CONTROL™

2763	MODE 1	MODE 2
No Load Speed (RPM / IPM)	0 – 325 / 0 – 450	0 – 1,700 / 0 – 2,300
Max Fastening Torque	100 ft.-lbs.	700 ft.-lbs.



M18 FUEL™ 1/2" High Torque Impact Wrench w/ Friction Ring (Tool-Only) 2763-20

Includes: 2763-20 M18 FUEL™ 1/2" High Torque Impact Wrench w/ Friction Ring



M18 FUEL™ 1/2" High Torque Impact Wrench w/ Friction Ring (Kit - 2 Batteries) 2763-22

Includes: 2763-20 M18 FUEL™ 1/2" High Torque Impact Wrench w/ Friction Ring, (2) M18™ REDLITHIUM™ XC4.0 Extended Capacity Battery Packs, M12™ & M18™ Multi-Voltage Charger, and Carrying Case

3/4" HIGH TORQUE IMPACT WRENCH WITH FRICTION RING

M18 FUEL

UP TO
750^{FT-LBS}
MAX FASTENING TORQUE

UP TO
1200^{FT-LBS}
NUT-BUSTING TORQUE

UP TO
2X
MORE RUN-TIME

TOOL BATTERY
5 3
YEAR YEAR
WARRANTY™



M18 FUEL™ 2764-22 vs COMPETITORS

	Milwaukee®	Milwaukee®	Dewalt	Dewalt
	2764-22	2664-22	DW294	DW297
Motor	POWERSTATE™ Brushless	4-Pole Neo	2-Pole Ferrite	2-Pole Ferrite
Max Fastening Torque	750 ft.-lbs.	525 ft.-lbs.	345 ft.-lbs.	434 ft.-lbs.
Nut-Busting Torque	1,200 ft.-lbs.	750 ft.-lbs.	345 ft.-lbs.	434 ft.-lbs.
Length	9"	8-7/8"	11-1/4"	15-1/8"
Drive-Control™	Yes	No	No	No
LED Light	Yes	No	No	No
Powered By	REDLITHIUM™ XC4.0	REDLITHIUM™	A/C Cord	A/C Cord

PROPRIETARY 2-MODE DRIVE CONTROL™

2764	MODE 1	MODE 2
No Load Speed (RPM / IPM)	0 – 1,200 / 0 – 1,700	0 – 1,700 / 0 – 2,300
Max Fastening Torque	375 ft.-lbs.	750 ft.-lbs.



M18 FUEL™ 3/4" High Torque Impact Wrench w/ Friction Ring (Tool-Only)
2764-20

Includes: 2764-20 M18 FUEL™ 3/4" High Torque Impact Wrench w/ Friction Ring

M18 FUEL™ 3/4" High Torque Impact Wrench w/ Friction Ring (Kit - 2 Batteries)
2764-22

Includes: 2764-20 M18 FUEL™ 3/4" High Torque Impact Wrench w/ Friction Ring, (2) M18™ REDLITHIUM™ XC4.0 Extended Capacity Battery Packs, M12™ & M18™ Multi-Voltage Charger, and Carrying Case

7/16" HEX UTILITY IMPACTING DRILL

M18 FUEL

UP TO
500^{FT-LBS}
MAX FASTENING TORQUE

UP TO
3X
MOTOR DURABILITY

UP TO
2X
MORE RUN-TIME

TOOL BATTERY
5 3
YEAR YEAR
WARRANTY™



PROPRIETARY 2-MODE DRIVE CONTROL™

2765	MODE 1	MODE 2
Max Fastening Torque	300 ft.-lbs.	500 ft.-lbs.

M18

LITHIUM-ION AC/DC WALL AND VEHICLE CHARGER

This charger's dual-function design offers increased utility. Whether you're in a work truck or on the work site, this charger can do the job. The M18™ Lithium-Ion AC/DC Wall and Vehicle Charger combines the functionality of a wall charger and a vehicle charger into a single unit for greater convenience and economy.



2710-20



7/16" Hex Utility Impacting Drill (Tool-Only)
2765-20

Includes: 2765-20 7/16" Hex Utility Impacting Drill



M18 FUEL™ 7/16" Hex Utility Impacting Drill Kit (Kit - 2 Batteries)
2765-22

Includes: 2765-20 7/16" Hex Utility Impacting Drill Kit, (2) M18™ REDLITHIUM™ XC4.0 Extended Capacity Battery Packs, AC/DC Wall & Vehicle Charger and Carrying Case



2720-21/22



Sawzall® Recip Saw


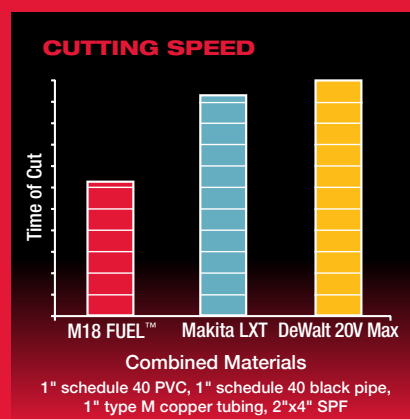
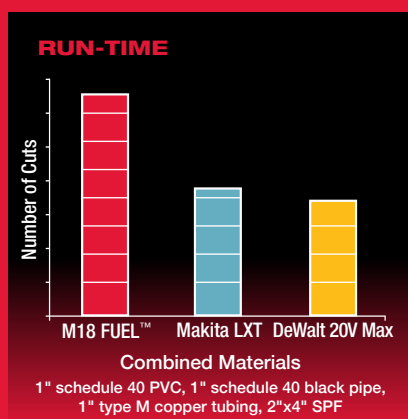
SAWZALL® RECIPROCATING SAW

M18 FUEL

UP TO
2X
MORE
RUN-TIME

UP TO
30%
FASTER
CUTTING

UP TO
5X
LONGER
TOOL LIFE



- REDLITHIUM™ XC4.0 Batteries deliver more work per charge than any competitive lithium-ion battery
- POWERSTATE™ Brushless Motor creates less friction and sparking, providing a more efficient use of battery power

- Sustains torque and speed under load
- Reduced vibration provides faster starts in metal stock

- Patented gear protecting clutch protects tool in abusive situation



- Same metal gearing as corded 12 AMP SAWZALL®
- Superior water and debris protection
- POWERSTATE™ Brushless Motor has no wearable parts which allows the motor to run longer without needing service



Most powerful 18V Cordless Reciprocating Saw on the market.

SPECIFICATIONS AND MODELS

DESCRIPTION	SPECIFICATIONS	DESCRIPTION	SPECIFICATIONS
Stroke Length	1-1/8"	Hang Hook	Yes
SPM	0 – 3,000	LED Light	Yes
Adjustable Shoe	Yes	Length / Weight	18.5" / 8.9 lbs



M18 FUEL™ SAWZALL® Recip Saw (Tool-Only) 2720-20

Includes: 2720-20 M18 FUEL™ SAWZALL® Reciprocating Saw



M18 FUEL™ SAWZALL® Recip Saw (Kit - 1 Battery) 2720-21

Includes: 2720-20 M18 FUEL™ SAWZALL® Reciprocating Saw, (1) M18™ REDLITHIUM™ XC4.0 Extended Capacity Battery Pack, M12™ & M18™ Multi-Voltage Charger, Blade and Carrying Case



M18 FUEL™ SAWZALL® Recip Saw (Kit - 2 Batteries) 2720-22

Includes: 2720-20 M18 FUEL™ SAWZALL® Reciprocating Saw, (2) M18™ REDLITHIUM™ XC4.0 Extended Capacity Battery Packs, M12™ & M18™ Multi-Voltage Charger, Blade and Carrying Case





2730-21/22

2731-21/22



6-1/2" Circ Saw



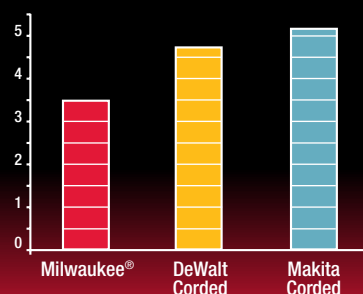
7-1/4" Circ Saw

FASTER THAN CORDED


UP TO **40% LIGHTER** THAN CORDED

UP TO **2X MORE RUN-TIME**

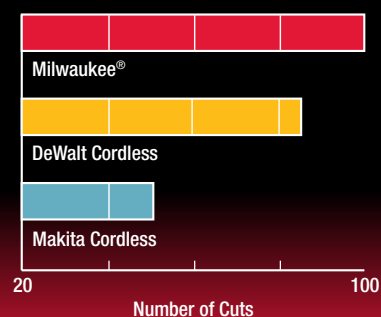
TIME TO COMPLETE CROSS CUT IN 2X10



WEIGHT COMPARED TO CORDED COMPETITORS



CROSS CUTS IN 2X10 PER CHARGE



- **POWERSTATE™ Brushless Motor:** Provides the power and speed needed to minimize bogging down in heavy applications while completing cuts fast
- **REDLINK PLUS™ Intelligence:** Constantly monitors and controls the power delivery from battery to motor ensuring maximum performance

- **Magnesium Construction:** Light and durable magnesium construction reduces weight without sacrificing durability
- **POWERSTATE™ Brushless Motor:** Compact and powerful design reduces need for bulky brushed motors

- **REDLITHIUM™ XC4.0 Batteries** deliver more work per charge than any competitive LITHIUM-ION battery
- **POWERSTATE™ Brushless Motor** creates less friction and sparking, providing a more efficient use of battery power



CIRCULAR SAWS



Most powerful 18V Circular Saw on the market, capable of completing the most demanding applications on the jobsite



30% faster cutting with a maximum 30° bevel capacity.



Features an integrated LED light and a rafter hook for convenient storage on the job.

SPECIFICATIONS

DESCRIPTION	2730-22	2731-22
Length	16.0"	16.0"
Weight (Tool-Only)	6.5 lb	7.5 lb
Weight (With Battery)	8.0 lb	9.0 lb
Blade Size	6-1/2"	7-1/4"
Blade Side	Left	Right

DESCRIPTION	2730-22	2731-22
Arbor Size	5/8"	5/8"
RPM	5,000	5,000
Cut Depth at 90°	2-3/16"	2-1/2"
Cut Depth at 45°	1-5/8"	1-7/8"
Max Bevel Capacity	50°	50°

MODELS AVAILABLE

6-1/2" Circular Saw Kits



2730-20	2730-21	2730-22
M18 FUEL™ 6-1/2" Circular Saw (Tool-Only)	M18 FUEL™ 6-1/2" Circular Saw (Kit – 1 Battery)	M18 FUEL™ 6-1/2" Circular Saw (Kit – 2 Batteries)
Includes: 2730-20 M18 FUEL™ 6-1/2" Circular Saw	Includes: 2730-20 M18 FUEL™ 6-1/2" Circular Saw, (1) M18™ REDLITHIUM™ XC4.0 Extended Capacity Battery Pack, M12™ & M18™ Multi-Voltage Charger, FUEL™ Contractor Bag	Includes: 2730-20 M18 FUEL™ 6-1/2" Circular Saw, (2) M18™ REDLITHIUM™ XC4.0 Extended Capacity Battery Packs, M12™ & M18™ Multi-Voltage Charger, FUEL™ Contractor Bag

7-1/4" Circular Saw Kits

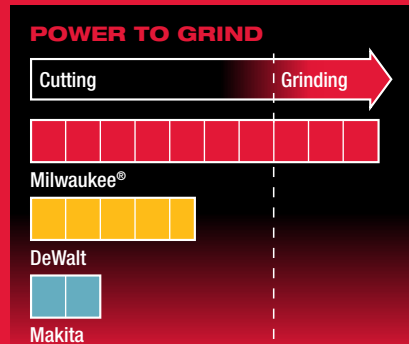


2731-20	2731-21	2731-22
M18 FUEL™ 7-1/4" Circular Saw (Tool-Only)	M18 FUEL™ 7-1/4" Circular Saw (Kit – 1 Battery)	M18 FUEL™ 7-1/4" Circular Saw (Kit – 2 Batteries)
Includes: 2731-20 M18 FUEL™ 7-1/4" Circular Saw	Includes: 2731-20 M18 FUEL™ 7-1/4" Circular Saw, (1) M18™ REDLITHIUM™ XC4.0 Extended Capacity Battery Pack, M12™ & M18™ Multi-Voltage Charger, FUEL™ Contractor Bag	Includes: 2731-20 M18 FUEL™ 7-1/4" Circular Saw, (2) M18™ REDLITHIUM™ XC4.0 Extended Capacity Battery Packs, M12™ & M18™ Multi-Voltage Charger, FUEL™ Contractor Bag

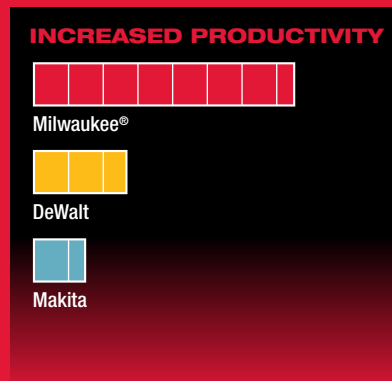


POWER TO GRIND

WORLD'S FIRST CORDLESS GRINDER WITH CORDED PERFORMANCE




UP TO **2X** MORE RUN-TIME



- REDLITHIUM™ XC4.0 Batteries deliver 2X more run-time per charge than any competitive lithium-ion battery
- POWERSTATE™ Brushless Motor creates less friction and sparking, providing a more efficient use of battery power

UP TO **10X** LONGER TOOL LIFE



- Premium Gearing System has the same metal housing and gearing system as high performance corded grinders
- POWERSTATE™ Brushless Motor has no wearable parts, which keeps the motor running longer without needing service
- REDLINK PLUS™ Intelligence has total system communication with overload protection and electronic clutch



2780-21/22



4-1/2" / 5" Grinder
Paddle Switch,
No-Lock

2781-21/22



4-1/2" / 5" Grinder
Slide Switch,
Lock-On

APPLICATION	CORDLESS CUT-OFF TOOLS	M18 FUEL & CORDED GRINDERS
Cutting	✓	✓
Grinding	X	✓
Surface Prep	X	✓

ANGLE GRINDERS



Same durable metal housing & gearing system as legendary high performance corded grinders.



Built with the same tool body, gearing system and anti-vibration side handle as Milwaukee's legendary high-performance corded grinders



SPECIFICATIONS AND MODELS

	2780-20	2781-20
	Paddle Switch, No-Lock	Slide Switch, Lock-On
Wheel Diameter	4-1/2" / 5"	4-1/2" / 5"
Spindle	5/8" – 11"	5/8" – 11"
Speed	8,500 RPM	8,500 RPM
Overload Protection	YES	YES
Electronic Clutch	YES	YES
Anti-Vibration Handle	YES	YES
100% Tool-Free Accessory Change	YES	YES
100% Tool-Free Adjustable Guard	YES	YES
Available Options	<p>2780-20 TOOL-ONLY: 2780-20 4-1/2" / 5" Grinder Paddle Switch, No-Lock</p> <p>2780-21 (KIT – 1 BATTERY): 2780-20 4-1/2" / 5" Grinder Paddle Switch, No-Lock; (1) M18™ REDLITHIUM™ XC4.0 Extended Capacity Battery Pack, M12™ and M18™ Multi-Voltage Charger, and Carrying Case</p> <p>2780-22 (KIT – 2 BATTERIES): 2780-20 4-1/2" / 5" Grinder Paddle Switch, No-Lock; (2) M18™ REDLITHIUM™ XC4.0 Extended Capacity Battery Packs, M12™ and M18™ Multi-Voltage Charger, and Carrying Case</p>	<p>2781-20 TOOL-ONLY: 2781-20 4-1/2" / 5" Grinder Slide Switch, Lock-On</p> <p>2781-21 (KIT – 1 BATTERY): 2781-20 4-1/2" / 5" Grinder Slide Switch, Lock-On; (1) M18™ REDLITHIUM™ XC4.0 Extended Capacity Battery Pack, M12™ and M18™ Multi-Voltage Charger, and Carrying Case</p> <p>2781-22 (KIT – 2 BATTERIES): 2781-20 4-1/2" / 5" Grinder Slide Switch, Lock-On; (2) M18™ REDLITHIUM™ XC4.0 Extended Capacity Battery Packs, M12™ and M18™ Multi-Voltage Charger, and Carrying Case</p>



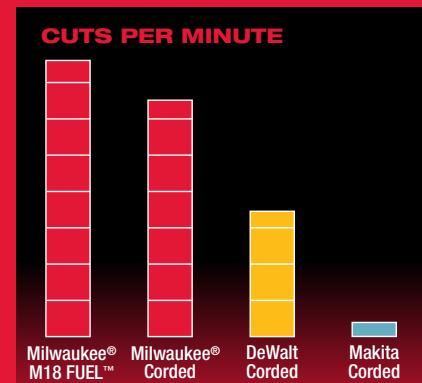


2729-21/22



Deep Cut Band Saw

FASTER THAN CORDED



- POWERSTATE™ Brushless Motor provides the power and speed needed to minimize bogging down in heavy applications while completing cuts faster
- Constant Power Technology™ maintains cut speed in the toughest applications for optimal performance

UP TO 2X MORE RUN-TIME



- REDLITHIUM™ XC4.0 Batteries deliver more work per charge than any competitive lithium-ion battery
- POWERSTATE™ Brushless Motor creates less friction and sparking, providing a more efficient use of battery power



DEEP CUT BAND SAW



LEGENDARY DURABILITY

MILWAUKEE® M18 FUEL™



MILWAUKEE® CORDED



- Over 90% of the same parts as Milwaukee®'s legendary corded band saw
- Jobsite Armor Technology™ protects your investment from drops and abuse
- All metal direct drive with a completely sealed design to protect against dirt and debris



M18 FUEL™ Band Saw is the most powerful 18v cordless band saw on the market, the first to truly deliver corded performance with cordless productivity.

SPECIFICATIONS AND MODELS

DESCRIPTION	SPECIFICATIONS	DESCRIPTION	SPECIFICATIONS
Capacity	5" x 5"	Hang Hook	Yes
SFPM	0 – 380	LED Light	Yes
Adjustable Shoe	Yes	Blade Size	44-7/8" x 1/2" x .020"



M18 FUEL™ Deep Cut Band Saw (Tool-Only) 2729-20

Includes: 2729-20 M18 FUEL™ Deep Cut Band Saw and Blade



M18 FUEL™ Deep Cut Band Saw (Kit - 1 Battery) 2729-21

Includes: 2729-20 M18 FUEL™ Deep Cut Band Saw, (1) M18™ REDLITHIUM™ XC4.0 Extended Capacity Battery Pack, M12™ & M18™ Multi-Voltage Charger, Blade and Carrying Case



M18 FUEL™ Deep Cut Band Saw (Kit - 2 Batteries) 2729-22

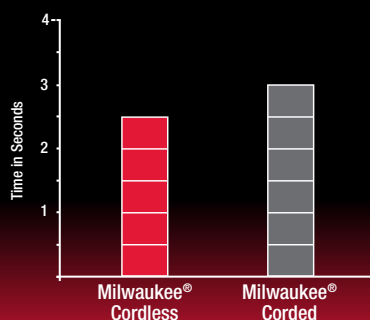
Includes: 2729-20 M18 FUEL™ Deep Cut Band Saw, (2) M18™ REDLITHIUM™ XC4.0 Extended Capacity Battery Packs, M12™ & M18™ Multi-Voltage Charger, Blade and Carrying Case





DRILLS FASTER THAN CORDED


DRILLS FASTER



- **POWERSTATE™** Brushless Motor provides unmatched power to maintain drilling speed under load, even in the heaviest material
- **REDLINK PLUS™** Intelligence ensures maximum performance using total system communication between the tool, battery and charger

OVER 30% LIGHTER THAN CORDED

LESS FATIGUE



- Four pounds lighter than corded HOLE HAWG® for minimal fatigue
- Eliminates the need to run cords, increasing productivity while providing maximum portability

2707-22



HOLE HAWG® 1/2" Right Angle Drill

2708-22



HOLE HAWG® Right Angle Drill w/ QUIK-LOK®

OVER 150 HOLES PER CHARGE

INCREASED PRODUCTIVITY



- **REDLITHIUM™** XC4.0 delivers more work per charge than any competitive LITHIUM-ION battery
- **POWERSTATE™** Brushless Motor creates less friction and sparking, providing a more efficient use of battery power



M18 FUEL™ HOLE HAWG® is the first cordless right angle drill on the market to truly deliver corded performance without the hassle of a cord, for maximum portability and productivity.



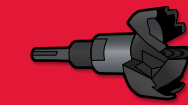
HOLE HAWG® RIGHT ANGLE DRILLS



OPTIMIZED FOR ELECTRICIANS



FOR AUGERS UP TO 1-1/4"



FOR SELF-FEED BITS UP TO 2"

AVAILABLE MODELS

1/2" CHUCK

- All-metal keyed chuck for maximum durability and bit retention
- On-board chuck key holder for improved convenience



2707-22

QUIK-LOK™ CHUCK

- QUIK-LOK™ chuck for keyless, one-handed bit changes
- Accepts most 7/16" Hex flat or grooved shank bits
- All-metal construction for maximum durability



2708-22



SPECIFICATIONS AND MODELS

2707-22



2708-22



DESCRIPTION	SPECIFICATIONS
Chuck Type	1/2" All-Metal Keyed
RPM	0 – 1,200
Gear Case	All-Metal
Top-Handle	Yes
Built-in LED	Yes
Weight	9.0 lbs
Length	17"

DESCRIPTION	SPECIFICATIONS
Chuck Type	QUIK-LOK™ 7/16"
RPM	0 – 1,200
Gear Case	All-Metal
Top-Handle	Yes
Built-in LED	Yes
Weight	8.5 lbs
Length	17"



M18 FUEL™ HOLE HAWG® 1/2" Right Angle Drill Kit 2707-22

Includes: 2707-20 M18 FUEL™ HOLE HAWG® 1/2" Right Angle Drill, (2) M18™ REDLITHIUM™ XC4.0 Extended Capacity Battery Packs, M12™ & M18™ Multi-Voltage Charger and Carrying Case

Also available: M18 FUEL™ HOLE HAWG® 1/2" Right Angle Drill (Tool-Only) 2707-20



M18 FUEL™ HOLE HAWG® Right Angle Drill Kit w/ QUIK-LOK™ 2708-22

Includes: 2708-20 M18 FUEL™ HOLE HAWG® Right Angle Drill w/ QUIK-LOK™, (2) M18™ REDLITHIUM™ XC4.0 Extended Capacity Battery Packs, M12™ & M18™ Multi-Voltage Charger and Carrying Case

Also available: M18 FUEL™ HOLE HAWG® Right Angle Drill w/ QUIK-LOK™ (Tool-Only) 2708-20





2712-22



1" SDS-Plus Rotary Hammer

2715-22



1-1/8" SDS-Plus Rotary Hammer

M18™ SDS PLUS ROTARY HAMMERS

Milwaukee® is the industry leader in cordless innovation. We continue to deliver game-changing solutions for our users, becoming the first and only company to offer a full SDS Plus Rotary Hammer solution on one battery. With Milwaukee®'s introduction of two new FUEL™ rotary hammers in the medium and large segments, our users now have the means to tackle any SDS Plus drilling application on the jobsite. Whether it's in the compact, medium or large drilling ranges, all without ever having to switch to a different battery platform, or use an extension cord. Our M18™ battery not only powers our SDS Plus rotary hammers, but can also power the 60+ different tools available in the M18™ family.

SDS PLUS SEGMENTS

COMPACT	MEDIUM	LARGE
<ul style="list-style-type: none"> Lightweight Best for overhead drilling 	<ul style="list-style-type: none"> Versatile drilling range Balance of performance and weight 	<ul style="list-style-type: none"> Largest capacity drilling Performance for the most demanding holes
OPTIMIZED DRILLING RANGE		
3/16" - 1/4"	1/4" - 5/8"	5/8" - 1"
MAX CAPACITY		
5/8"	1"	1-1/8"

**FASTER
THAN CORDED**

**CORDED
DURABILITY**

**ALL DAY
WORK
ON ONE CHARGE**



SDS PLUS HAMMER DRILLS



DRILLING GUIDE

■ Most Common Holes Drilled
 ■ Less Common Holes Drilled
 ■ Holes Never Drilled

	Hole Diameter	5/32"	3/16"	7/32"	1/4"	5/16"	3/8"	7/16"	1/2"	9/16"	5/8"	3/4"	7/8"	1"	1-1/8"	Chipping	
Medium	1" M18 FUEL™ Cordless 2712-22																Yes
Large	1-1/8" M18 FUEL™ Cordless 2715-22																Yes

SPECIFICATIONS AND MODELS



2712-22



2715-22



DESCRIPTION	SPECIFICATIONS	DESCRIPTION	SPECIFICATIONS
Max Capacity	1"	Max Capacity	1-1/8"
Impact Energy	1.7 ft-lbs	Impact Energy	3.3 ft-lbs
RPM	0 - 1,400	RPM	0 - 1,350
BPM	0 - 4,900	BPM	0 - 5,000
Mode	3-Mode	Mode	3-Mode
Length/Weight	12.48" / 8.5 lbs	Length/Weight	12.8" / 9.2 lbs

M18 FUEL™ 1" SDS Plus Rotary Hammer & HAMMERSERVAC™ Dedicated Dust Extractor Kit 2712-22

Includes: (1) M18 FUEL™ 1" SDS Plus Rotary Hammer (2712-20), (1) HAMMERSERVAC™ Dedicated Dust Extractor (2712-DE), (2) M18™ REDLITHIUM™ XC 4.0 Extended Capacity Battery Pack (48-11-1840), (1) M18™ & M12™ Multi-Voltage Charger (48-59-1812), Depth Rod, HEPA Filter, Side Handle and Carrying Case



M18 FUEL™ 1-1/8" SDS Plus Rotary Hammer & HAMMERSERVAC™ Dedicated Dust Extractor Kit 2715-22

Includes: (1) M18 FUEL™ 1-1/8" SDS Plus Rotary Hammer (2715-20), (1) HAMMERSERVAC™ Dedicated Dust Extractor (2715-DE), (1) M18™ & M12™ Multi-Voltage Charger (48-59-1812), (2) M18™ REDLITHIUM™ XC 4.0 Extended Capacity Battery Pack (48-11-1840), HEPA Filter, Nozzles, Depth Rod, Side Handle, Carrying Case



HAMMERSERVAC™ SELECTION GUIDE

- Inline Dedicated Design: Engineered to fit in the most confined workspaces
- Adjustable Depth Stop and Ruler: Easily and precisely adjusts for accurate hole depths
- HEPA Filter 99.7% Efficient at Removing Particles 0.3µm and Above

2712-DE



2715-DE



2712-DE AND 2715-DE AVAILABLE ACCESSORIES



3 HEPA Filter Replacement
49-90-2306



Dust Box, HEPA Filter and Lid
49-90-2342



2 Pc Nozzle Replacement
49-90-2301



**NUMBER 1 SUBCOMPACT
SYSTEM ON THE MARKET**
60+ TOOL ONLY OPTIONS

M12



**FASTEST GROWING 18V
SYSTEM ON THE MARKET**
60+ TOOL ONLY OPTIONS

M18