

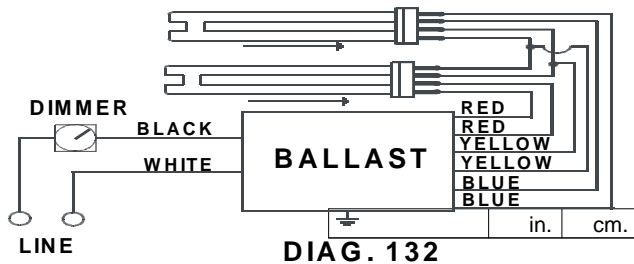
PHILIPS ADVANCE

Electrical Specifications

REZ-2T42-M3-LD	
Brand Name	MARK 10 POWERLINE
Ballast Type	Electronic Dimming
Starting Method	Programmed Start
Lamp Connection	Series
Input Voltage	120
Input Frequency	60 HZ
Status	Active

Lamp Type	Num. of Lamps	Rated Lamp Watts	Min. Start Temp (°F/C)	Input Current (Amps)	Input Power (Watts) (min/max)	Ballast Factor (min/max)	MAX THD %	Power Factor	Lamp Current Crest Factor	B.E.F.
CFTR32W/GX24Q	2	32	50/10	0.64	20/76	0.05/1.00	10	0.98	1.6	1.32
* CFTR42W/GX24Q	2	42	50/10	0.82	20/98	0.05/1.00	10	0.98	1.6	1.02
CFTR57W/GX24Q	1	57	50/10	0.55	18/66	0.05/1.00	10	0.98	1.6	1.52
CFTR70W/GX24Q	1	70	50/10	0.67	18/80	0.05/1.00	10	0.98	1.6	1.25

Wiring Diagram

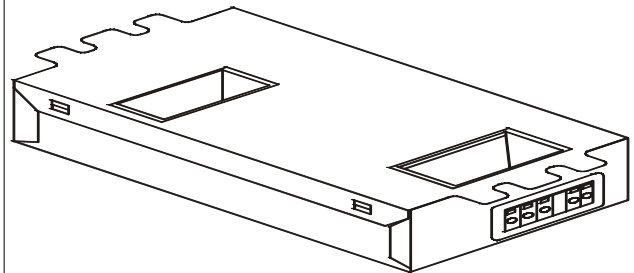


The wiring diagram that appears above is for the lamp type denoted by the asterisk (*)

Standard Lead Length (inches)

	in.	cm.
--	-----	-----

Enclosure



Enclosure Dimensions

OverAll (L)	Width (W)	Height (H)	Mounting (M)
6.28 "	3.00 "	1.29 "	6.0 "
6 7/25	3	1 29/100	6
16 cm	7.6 cm	3.3 cm	15.2 cm



Revised 08/17/06

Data is based upon tests performed by Philips Lighting N.A in a controlled environment and representative of relative performance. Actual performance can vary depending on operating conditions. Specifications are subject to change without notice. All specifications are nominal unless otherwise noted.

Philips Lighting Electronic N.A

10275 West Higgins Road Rosemont, IL 60018 Tel.: 800-322-2086 Fax: 888-432-1882
Customer Support/Technical Service: 800-372-3331 · OEM Support: 866-915-5886

PHILIPS ADVANCE

REZ-2T42-M3-LD	
Brand Name	MARK 10 POWERLINE
Ballast Type	Electronic Dimming
Starting Method	Programmed Start
Lamp Connection	Series
Input Voltage	120
Input Frequency	60 HZ
Status	Active

Electrical Specifications

Notes:

Section I - Physical Characteristics

- 1.1 Ballast shall be physically interchangeable with standard electromagnetic or standard electronic ballasts, where applicable.
- 1.2 Ballast shall be available in a plastic/metal can or all metal can construction to meet all plenum requirements.
- 1.3 Ballast shall be provided with poke-in wire trap connectors or integral leads color coded per ANSI C82.11.

Section II - Performance Requirements

- 2.1 Ballast shall be Programmed Start.
- 2.2 Ballast shall contain auto restart circuitry in order to restart lamps without resetting power.
- 2.3 Ballast shall operate from 60 Hz input source of 120V or 277V as applicable with sustained variations of +/- 10% (voltage and frequency).
- 2.4 Ballast shall be high frequency electronic type and operate lamps at a frequency above 42 kHz to avoid interference with infrared devices and eliminate visible flicker.
- 2.5 Ballast shall have a Power Factor greater than 0.98 at full light output and greater than 0.90 throughout the dimming range for primary lamp.
- 2.6 Ballast shall have a minimum ballast factor of 1.00 at maximum light output and 0.05 at minimum light output for primary lamp application.
- 2.7 Ballast shall provide for a Lamp Current Crest Factor of 1.7 or less.
- 2.8 Ballast input current shall have Total Harmonic Distortion (THD) of less than 10% at maximum light output when operated at nominal line voltage with primary lamp. Total Harmonic Current (THC) at minimum light output shall not exceed THC at maximum light output.
- 2.9 Ballast shall have a Class A sound rating.
- 2.10 Ballast shall have a minimum starting temperature of 10C (50F) for primary lamp.
- 2.11 Ballast shall provide Lamp EOL Protection Circuit for all T5, T5/HO, and CFL lamps.
- 2.12 Ballast shall control lamp light output from 100% - 5% relative light output for T8 and CFL lamps and 100% - 1% relative light output for T5/HO lamps.
- 2.13 Ballast shall ignite the lamps at any light output setting without first going to another output setting.
- 2.14 Ballast shall tolerate sustained open circuit and short circuit output conditions.

Section III - Regulatory Requirements

- 3.1 Ballast shall not contain any Polychlorinated Biphenyl (PCB).
- 3.2 Ballast shall be Underwriters Laboratories (UL) listed, Class P and Type 1 Outdoor; and Canadian Standards Association (CSA) certified where applicable.
- 3.3 Ballast shall comply with ANSI C62.41 Category A for Transient protection.
- 3.4 Ballast shall comply with ANSI C82.11 where applicable.
- 3.5 Ballast shall comply with the requirements of the Federal Communications Commission (FCC) rules and regulations, Title 47 CFR part 18, Non-Consumer (Class A) for EMI/RFI (conducted and radiated).
- 3.6 Ballast shall comply with NEMA 410 for in-rush current limits.

Section IV - Other

- 4.1 Ballast shall be manufactured in a factory certified to ISO 9001 Quality System Standards.
- 4.2 Ballast shall carry a five-year warranty from date of manufacture against defects in material or workmanship, including replacement, for operation at a maximum case temperature of 70C.
- 4.3 Manufacturer shall have a twenty-year history of producing electronic ballasts for the North American market.
- 4.4 Ballast shall be controlled by a compatible Mark 10 Powerline two-wire dimmer. When input voltage to dimmer is 120V, control voltage at the ballast (from the dimmer) shall be 120V at full light output and 56V at minimum light output. When input voltage to dimmer is 277V, control voltage at the ballast (from the dimmer) shall be 277V at full light output and 129V at minimum light output.
- 4.5 Ballast shall be Philips Advance part # _____ or approved equal.



Revised 08/17/06

Data is based upon tests performed by Philips Lighting Electronic N.A. in a controlled environment and representative of relative performance. Actual performance can vary depending on operating conditions. Specifications are subject to change without notice. All specifications are nominal unless otherwise noted.

Philips Lighting Electronic N.A.

10275 West Higgins Road Rosemont, IL 60018 Tel.: 800-322-2086 Fax: 888-432-1882
Customer Support/Technical Service: 800-372-3331 · OEM Support: 866-915-5886

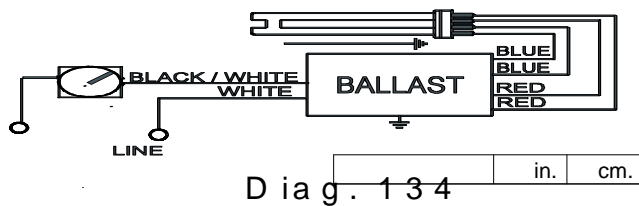
PHILIPS ADVANCE

Electrical Specifications

REZ-2T42-M3-LD	
Brand Name	MARK 10 POWERLINE
Ballast Type	Electronic Dimming
Starting Method	Programmed Start
Lamp Connection	Series
Input Voltage	120
Input Frequency	60 HZ
Status	Active

Lamp Type	Num. of Lamps	Rated Lamp Watts	Min. Start Temp (°F/°C)	Input Current (Amps)	Input Power (Watts) (min/max)	Ballast Factor (min/max)	MAX THD %	Power Factor	Lamp Current Crest Factor	B.E.F.
CFTR32W/GX24Q	2	32	50/10	0.64	20/76	0.05/1.00	10	0.98	1.6	1.32
CFTR42W/GX24Q	2	42	50/10	0.82	20/98	0.05/1.00	10	0.98	1.6	1.02
* CFTR57W/GX24Q	1	57	50/10	0.55	18/66	0.05/1.00	10	0.98	1.6	1.52
CFTR70W/GX24Q	1	70	50/10	0.67	18/80	0.05/1.00	10	0.98	1.6	1.25

Wiring Diagram

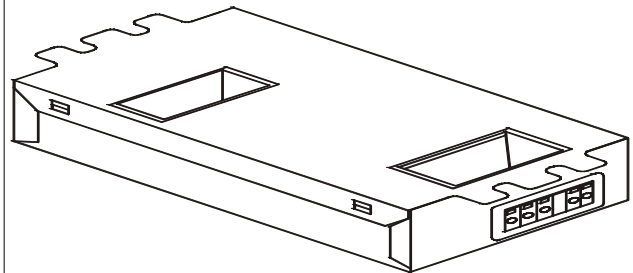


The wiring diagram that appears above is for the lamp type denoted by the asterisk (*)

Standard Lead Length (inches)

	in.	cm.
--	-----	-----

Enclosure



Enclosure Dimensions

OverAll (L)	Width (W)	Height (H)	Mounting (M)
6.28 "	3.00 "	1.29 "	6.0 "
6 7/25	3	1 29/100	6
16 cm	7.6 cm	3.3 cm	15.2 cm



Revised 08/17/06

Data is based upon tests performed by Philips Lighting N.A in a controlled environment and representative of relative performance. Actual performance can vary depending on operating conditions. Specifications are subject to change without notice. All specifications are nominal unless otherwise noted.

Philips Lighting Electronic N.A

10275 West Higgins Road Rosemont, IL 60018 Tel.: 800-322-2086 Fax: 888-432-1882
Customer Support/Technical Service: 800-372-3331 · OEM Support: 866-915-5886

PHILIPS ADVANCE

REZ-2T42-M3-LD	
Brand Name	MARK 10 POWERLINE
Ballast Type	Electronic Dimming
Starting Method	Programmed Start
Lamp Connection	Series
Input Voltage	120
Input Frequency	60 HZ
Status	Active

Electrical Specifications

Notes:

Section I - Physical Characteristics

- 1.1 Ballast shall be physically interchangeable with standard electromagnetic or standard electronic ballasts, where applicable.
- 1.2 Ballast shall be available in a plastic/metal can or all metal can construction to meet all plenum requirements.
- 1.3 Ballast shall be provided with poke-in wire trap connectors or integral leads color coded per ANSI C82.11.

Section II - Performance Requirements

- 2.1 Ballast shall be Programmed Start.
- 2.2 Ballast shall contain auto restart circuitry in order to restart lamps without resetting power.
- 2.3 Ballast shall operate from 60 Hz input source of 120V or 277V as applicable with sustained variations of +/- 10% (voltage and frequency).
- 2.4 Ballast shall be high frequency electronic type and operate lamps at a frequency above 42 kHz to avoid interference with infrared devices and eliminate visible flicker.
- 2.5 Ballast shall have a Power Factor greater than 0.98 at full light output and greater than 0.90 throughout the dimming range for primary lamp.
- 2.6 Ballast shall have a minimum ballast factor of 1.00 at maximum light output and 0.05 at minimum light output for primary lamp application.
- 2.7 Ballast shall provide for a Lamp Current Crest Factor of 1.7 or less.
- 2.8 Ballast input current shall have Total Harmonic Distortion (THD) of less than 10% at maximum light output when operated at nominal line voltage with primary lamp. Total Harmonic Current (THC) at minimum light output shall not exceed THC at maximum light output.
- 2.9 Ballast shall have a Class A sound rating.
- 2.10 Ballast shall have a minimum starting temperature of 10C (50F) for primary lamp.
- 2.11 Ballast shall provide Lamp EOL Protection Circuit for all T5, T5/HO, and CFL lamps.
- 2.12 Ballast shall control lamp light output from 100% - 5% relative light output for T8 and CFL lamps and 100% - 1% relative light output for T5/HO lamps.
- 2.13 Ballast shall ignite the lamps at any light output setting without first going to another output setting.
- 2.14 Ballast shall tolerate sustained open circuit and short circuit output conditions.

Section III - Regulatory Requirements

- 3.1 Ballast shall not contain any Polychlorinated Biphenyl (PCB).
- 3.2 Ballast shall be Underwriters Laboratories (UL) listed, Class P and Type 1 Outdoor; and Canadian Standards Association (CSA) certified where applicable.
- 3.3 Ballast shall comply with ANSI C62.41 Category A for Transient protection.
- 3.4 Ballast shall comply with ANSI C82.11 where applicable.
- 3.5 Ballast shall comply with the requirements of the Federal Communications Commission (FCC) rules and regulations, Title 47 CFR part 18, Non-Consumer (Class A) for EMI/RFI (conducted and radiated).
- 3.6 Ballast shall comply with NEMA 410 for in-rush current limits.

Section IV - Other

- 4.1 Ballast shall be manufactured in a factory certified to ISO 9001 Quality System Standards.
- 4.2 Ballast shall carry a five-year warranty from date of manufacture against defects in material or workmanship, including replacement, for operation at a maximum case temperature of 70C.
- 4.3 Manufacturer shall have a twenty-year history of producing electronic ballasts for the North American market.
- 4.4 Ballast shall be controlled by a compatible Mark 10 Powerline two-wire dimmer. When input voltage to dimmer is 120V, control voltage at the ballast (from the dimmer) shall be 120V at full light output and 56V at minimum light output. When input voltage to dimmer is 277V, control voltage at the ballast (from the dimmer) shall be 277V at full light output and 129V at minimum light output.
- 4.5 Ballast shall be Philips Advance part # _____ or approved equal.



Revised 08/17/06

Data is based upon tests performed by Philips Lighting Electronic N.A. in a controlled environment and representative of relative performance. Actual performance can vary depending on operating conditions. Specifications are subject to change without notice. All specifications are nominal unless otherwise noted.

Philips Lighting Electronic N.A.

10275 West Higgins Road Rosemont, IL 60018 Tel.: 800-322-2086 Fax: 888-432-1882
Customer Support/Technical Service: 800-372-3331 · OEM Support: 866-915-5886