

Leviton's Decora® Residential Grade designer receptacles are engineered for fine appearance, speedy installation and top performance using durable thermoplastic and impact-resistant construction. Leviton's Decora Plus® Industrial Specification Grade (including Hospital Grade) and Commercial Specification Grade devices offer a broad choice of wiring options and features. Available in colors to coordinate with Leviton's complete line of Decora devices.



Receptacles



16262-SG
in 80401-I

DECORA[®] PLUS Receptacles

Features & Benefits

- Durable thermoplastic face is available in an array of designer colors
- Receptacles have a locked-in mounting strap with a self-grounding clip† riveted to the strap
- Tamper-resistant receptacles are Hospital Grade and include a unique shutter mechanism that opens easily for the insertion of 2- or 3-prong plugs while preventing entry by other small objects into either outlet slot
- Isolated Ground receptacles are Hospital Grade (identified by an orange face or triangle on the face). They eliminate electromagnetic interference by providing a separate path to ground
- Back and side wiring terminals permit fast installation of up to #10 solid or stranded conductors
- Triple-wipe copper alloy contacts ensure maximum conductivity

† Self-grounding when installed in a properly grounded metal wallbox.

DECORA PLUS RECEPTACLES

Back and Side Wired NEMA 5-15R & 5-20R

(Basic Cat. No. denotes Mahogany device, except Isolated Ground devices—Basic Cat. No. denotes Orange device)

Description	Cat. No./Color* 15A/125V	Cat. No./Color* 20A/125V
	5-15R	5-20R
Hospital Grade, Duplex	16262-HG I, W, G, R (N/A in Mahogany)	16362-HG I, W, G, R
Hospital Grade, Tamper Resistant Duplex	16262-SG I, W, R	
Hospital Grade, Isolated Ground Duplex	16262-IG B, I, W, G, R, E	16362-IG B, I, W, G, R, E
Industrial Grade, Duplex	16262 I, W, GY, E	16362 I, W, A, GY, E

Testing & Code Compliance

- UL Listed (File #E-13399)
- CSA Certified (File #LR-406)
- NOM Certified (#057)
- Backed by a Limited Ten-Year Warranty

Material Characteristics

Environmental: Flammability UL-94, V2 Rating
Operating Temperature: -40°C to 60°C
Maximum Continuous

*Color

Basic Cat. No. denotes Mahogany device (unless indicated) and Orange for Isolated Ground (-IG) Devices. Isolated Ground Receptacle is distinguished by an orange triangle on its face. For other color selections, add suffix to the catalog number as follows: Ivory (-I), White (-W), Almond (-A), Mahogany (for IG devices only, add -B), Red (-R), Gray (-G or -GY), Ebony Black (-E).

Dimensional drawings on page T2.

For more information regarding coordinating wallplates, colors, materials, single and multi-gang, refer to Wallplates, section D.

Back and Side Wired NEMA 6-15R & 6-20R

Description	Cat. No./Color* 15A/250V	Cat. No./Color* 20A/250V
	6-15R	6-20R
Hospital Grade, Duplex	16662-HG W (N/A in Mahogany)	16462-HG I, W (N/A in Mahogany)

WALLPLATES FOR ISOLATED GROUND DEVICES Engraved with "Isolated Ground"

Description	Cat. No.	Color*
Decora Receptacle Wallplate	80401-IG	Orange only



16352-GY
in 80401-GY

DECORA[®] PLUS Receptacles

Features & Benefits

- Back wire and side wire terminal options
- Heavy-gauge zinc-plated steel locked-in wraparound strap
- Terminal screws accept up to No. 10 copper or copper-clad wire, solid or stranded
- Labor-saving self-grounding clip†
- Heavy-duty triple-wipe brass contacts for long service life
- Impact-resistant thermoplastic construction

DECORA PLUS RECEPTACLES

Back and Side Wired, Self-Grounding† NEMA 5-15R, 6-15R, 5-20R & 6-20R

(Basic Cat. No. denotes Mahogany device)

Description	Cat. No./Color* 15A/125V	Cat. No./Color* 15A/250V	Cat. No./Color* 20A/125V	Cat. No./Color* 20A/250V
	5-15R	6-15R	5-20R	6-20R
Duplex	16252 I, W, A, GY, E	16662 I, W	16352 I, W, A, GY, E	16462 I, W, E
Single*	16251 I, W	16651 I, W (N/A in Mahogany)	16351 I, W	16451 I, W

† Self-grounding when installed in a properly grounded metal wallbox.

Side Wired, Self-Grounding† NEMA 5-15R, 6-15R, 5-20R & 6-20R

(Basic Cat. No. denotes Mahogany device)

Description	Cat. No./Color* 15A/125V	Cat. No./Color* 15A/250V	Cat. No./Color* 20A/125V	Cat. No./Color* 20A/250V
	5-15R	6-15R	5-20R	6-20R
Duplex	16242 I, W, E	—	16342 I, W, GY, E	—
Single*	16241 I, W (N/A in Mahogany)	16641 I, W (N/A in Mahogany)	16341 I, W, A, GY, E	16441 I, W, A (N/A in Mahogany)

† Self-grounding when installed in a properly grounded metal wallbox.

Back and Side Wired, Self-Grounding† 125V/250V Dual Voltage NEMA 5-15R & 6-15R

Description	Cat. No.	Color
Duplex, Dual Voltage	16292 (N/A in Mahogany)	I, W

† Self-grounding when installed in a properly grounded metal wallbox.

All devices are UL Listed. Also CSA Certified except where indicated by *

Testing & Code Compliance

- UL Listed (File #E-13399)
- CSA Certified (File #LR-406)
- NOM Certified (#057)
- Backed by a Limited Ten-Year Warranty

Material Characteristics

Environmental: Flammability UL-94, V2 Rating

Operating Temperature: -40°C to 60°C

Maximum Continuous

*Color

Basic Cat. No. denotes Mahogany Brown (unless indicated). For other color selections, add suffix to the catalog number as follows: Ivory (-I), White (-W), Almond (-A), Gray (-GY), Ebony Black (-E).

Dimensional drawings on page T2–T3.




5325-A
in 80301-A

DECORA[®] AC Receptacles

Features & Benefits

- Side Wire holes accept up to No. 10 AWG copper wire
- Quickwire™ holes accept No. 14 AWG copper wire
- Heavy-gauge zinc-plated steel mounting strap
- Heavy-duty double-wipe brass contacts for long service life

DECORA AC RECEPTACLES Side Wire and Quickwire NEMA 5-15R

Description	15 AMP	Color* (Basic Cat. No. Denotes Mahogany)
		
Duplex	5325	I, W, A, GY, E
Duplex, Self-Grounding Clip	5325-S†	I, W, A (N/A in Mahogany)
Duplex, 8-Hole Quickwire	5328	I, W, A (N/A in Mahogany)

† Self-grounding when installed in a properly grounded metal wallbox.

Testing & Code Compliance

- UL Listed (File #E-13399)
- CSA Certified (File #LR-406)
- NOM Certified (#057)
- Backed by a Limited One-Year Warranty

Material Characteristics

Environmental: Flammability UL-94, V2 Rating
Operating Temperature: -40°C to 60°C
Maximum Continuous

*Color

Basic Cat. No. denotes Mahogany Brown (unless indicated). For other color selections, add suffix to the catalog number as follows: Ivory (-I), White (-W), Almond (-A), Gray (-GY), Ebony Black (-E).

Dimensional drawings on page T3.

For more information regarding coordinating wallplates, colors, materials, single and multi-gang, refer to Wallplates, section D.



8280-B
in 80401-NB

As Seen On



DECORA® Surge Suppressor Receptacles

Features & Benefits

- Decora-styled TVSS receptacles protect sensitive electronic equipment against transient voltage surges
- Superior 3-mode protection between line and neutral, line and ground, and neutral and ground
- Monitor/Indicator light shows 3-mode protection is active
- Fuse-protected internal circuitry
- Super impact-resistant thermoplastic face
- RFI and EMI noise filtration (-35db, @ 5KHz-5MHz)
- Supplied with Decora wallplate
- Hospital Grade versions include green LED indicator light that goes out and audible alarm that sounds when protection is lost
- Industrial Grade versions include green LED indicator light that goes out when protection is lost
- Maximum Continuous Operating Voltage: 150V
- UL Standard 1449 (2nd edition) clamping performance: 400V Peak (L-N, L-G, N-G)
- Maximum single-pulse transient current (8 x 20 μ s Amps peak) 24,000A (L-N), 12,000A (L-G), 12,000 (N-G)
- Rated single pulse transient energy (10 x 1000 μ s, impulse) 320 joules
- Back and Side Wired for easy feed-through installation

Testing & Code Compliance

- UL Listed (File #E-13399)
- CSA Certified (File #LR-406)
- NOM Certified (#057)
- 15 and 20 amp versions meet new UL Standard 1449-2nd ED. (1998)
- Backed by a Limited Ten-Year Warranty

Material Characteristics

Environmental: Flammability UL-94, V2 Rating
Operating Temperature: -40°C to 120°C

*Color

Basic Cat. No. denotes Mahogany Brown, unless indicated. Isolated Ground Receptacle is distinguished by an orange triangle on its face. For other color selections, add suffix to the catalog number as follows: Ivory (-I), White (-W), Almond (-A), Red (-R), Gray (-G or -GY), Blue (-B), Orange (-O).

Dimensional drawings on page T3.

SURGE SUPPRESSOR RECEPTACLES

Back and Side Wired NEMA 5-15R & 5-20R (Basic Cat. No. denotes Mahogany device)

Description	Cat. No./Color* 15A/125V	Cat. No./Color* 20A/125V
	5-15R	5-20R
Hospital Grade, TVSS Duplex	8280 I, W, A, R, B	8380 I, W, GY, R, B
Hospital Grade, TVSS Single	—	8381 I, GY, R
Hospital Grade, Isolated Ground TVSS Duplex	8280-IG I, W, G, R, B, O (N/A in Mahogany)	8380-IG I, W, A, G, B, O (N/A in Mahogany)
Hospital Grade, Isolated Ground TVSS Single	8281-IG I, W, A, G, O (N/A in Mahogany)	8381-IG I, W, B, O (N/A in Mahogany)
Industrial Grade, TVSS Duplex	5280 I, W, A, GY, B	5380 I, W, GY, B
Industrial Grade, Isolated Ground TVSS Duplex	5280-IG I, W, A, G, B, O	5380-IG I, W, G, B, O



6599-AW
in 80301-W

As Seen On



Testing & Code Compliance

- UL Listed (File #E-48380)
- CSA Certified (File #LR-57811)
- NOM Certified (File #057)
- Conform with UL Standard 943 Class A (GFCI) and 498 (Receptacle)
- Backed by a Limited Two-Year Warranty

Material Characteristics

Environmental: Flammability UL-94, V2 Rating
Operating Temperature: -35°C to 66°C

*Color

Basic Cat. No. denotes Mahogany Brown device. For other color selections, add suffix to the catalog number as follows: Ivory (-I), White (-W), Almond (-A), Red (-R), Gray (-G or -GY), Ebony Black (-E).

Dimensional drawings on page T3.

For more information regarding coordinating wallplates, colors, materials, single and multi-gang, refer to Wallplates, section D.

DECORA[®] PLUS GFCI Receptacles

Features & Benefits

- Protects against ground fault shock hazard where electrical contact might provide a path to ground through a human body
- Can be wired to provide feed-through protection to other outlets on the same circuit
- Sturdy impact-resistant plastic face
- Built-in TEST and RESET buttons on device face
- Back and side wired for easy installation
- Trip threshold meets or exceeds UL requirements for tripping time
- Silver alloy contacts provide maximum protection



Combination Switch/GFCI

- Ideal for kitchens, bathrooms, modular kitchen units, bathroom cabinet fixtures, lamp cabinet fixtures and applications where combination devices are used (see Combination Devices, section C, and below)

Hospital Grade

- UL Listed Hospital Grade Receptacle construction

DECORA PLUS GFCI RECEPTACLES 125V 60HZ AC—Back and Side Wired

Description	Receptacle 15 AMP Cat. No.	20 AMP Cat. No.	Feed-Through Rating	Color* (Basic Cat. No. Denotes Mahogany)
	5-15R 	5-20R 		
GFCI Receptacle with Indicator Light	6598	6898	20 AMPS	I, W, A
GFCI Receptacle No Indicator Light	6599	6899	20 AMPS	I, W, A, GY, E
GFCI Receptacle/Buttons match face color. No Indicator Light	6599-A	6899-A	20 AMPS	I, W, A
Hospital Grade GFCI Receptacle with Indicator Light	6598-HG	6898-HG	20 AMPS	I, W, G, R
GFCI Receptacle, No Indicator Light, with 4 1/2" Leads	6599-L*	—	20 AMPS	I, W
Switch-Rated GFCI, Blank Face Feed-Through, No Indicator Light	—	—	6490 20A/125V Switch Rating: 1.5 HP @ 120V	I, W, A, E

COMBINATION SWITCH GFCI OUTLET Side Wired Switch 1000 WATTS 125V AC; Outlet 15 AMP 125V; Feed-Through 20 AMP 125V

Description	Cat. No.	Color*
Single-Pole Switch & GFCI Protected Outlet	5299	I, W, A

All devices are UL Listed. Also CSA Certified except where indicated by *



8599-E
in 80301-E

As Seen On



Testing & Code Compliance

- UL Standard 943 Class A (GFCI) and 498 (Receptacles)
- UL Listed (File #48380)
- NOM Certified (File #057)
- Backed by a Limited Two-Year Warranty

Material Characteristics

Environmental: Flammability UL-94, V2 Rating
Operating Temperature: -35°C to 66°C

*Color

Basic Cat. No. denotes Mahogany Brown device. For other color selections, add suffix to the catalog number as follows: Ivory (-I), White (-W), Almond (-A), Gray (-GY), Ebony Black (-E).

Dimensional drawings on page T3.

NEW FROM LEVITON




DECORA[®] PLUS

Smart Lock™ GFCI Receptacles with Lockout Action

Features & Benefits

- Automatically tests the GFCI every time the RESET button is pushed in. The GFCI will not reset if the GFCI circuit is not functioning properly for any reason
- Blocks the RESET button if GFCI protection has been compromised, eliminating the possibility of end-users incorrectly assuming that a reset GFCI outlet is providing ground fault protection when it actually is not
- GFCI cannot be reset if neutral is not present. It can be tripped with TEST button under this condition
- A line-load reversal diagnostic feature is provided which prevents the GFCI from being reset and stops power from being fed through to downstream devices. This alerts the installer to a line-load wiring reversal. (**Note:** Power will still be available to GFCI receptacle face in this condition and there will be no GFCI protection at the receptacle face)
- The Lockout Action GFCI is patent-pending; designed, manufactured and offered exclusively by Leviton (**Note:** Leviton will be licensing this feature to other manufacturers)
- Trip threshold meets or exceeds UL requirements for tripping time
- Impact-resistant thermoplastic cover and body
- Advanced electronics design provides superior resistance to electrical surges and over-voltages
- Silver-alloy contacts
- Compatible with all Decora and Decora Plus designer devices

DUPLEX GFCI RECEPTACLES WITH LOCKOUT ACTION Back and Side Wired

Description	NEMA	Cat. No.	Color* (Basic Cat. No. Denotes Mahogany)
Duplex GFCI Receptacle with Lockout Action 15A-125V @ Receptacle, 20A-125V Feed-Through, No Indicator Light	 5-15R	8599	I, W, A, GY, E
Duplex GFCI Receptacle with Lockout Action 20A-125V @ Receptacle, 20A-125V Feed-Through, No Indicator Light	 5-20R	8899	I, W, A, GY, E
Hospital Grade Duplex GFCI Receptacle with Lockout Action 15A-125V @ Receptacle, 20A-125V Feed-Through, with Indicator Light	 5-15R	8598-HG	I, W, A

To learn more about Leviton's outstanding offering of devices, visit our Website at www.leviton.com

