

# HS Series Card Key Switches

Room key activated master switch for hotel guest room lighting

Line and low voltage models

30-second egress time



Facilitates energy savings in hotels, motels and boarding houses

Backlit card key slot for visibility in darkened rooms

Optional key fob for rooms that do not use a card key

PROJECT
LOCATION/TYPE

## Product Overview

### Description

The HS Series Card Key Switch turns electrical circuits on or off when a card key or HS-FOB Key Fob is inserted or removed from its slot.

### Operation

Inserting a door entry card key or HS-FOB into the HS Card Key Switch energizes the controlled circuits and loads. Removing the card key initiates a 30-second time delay to allow safe egress from the hotel room. Once this time delay elapses, the power to the circuits is terminated. To restore power to the room's controlled circuits, reinsert the card key into the HS Card Key Switch.

### Low and Line Voltage Models

The HS-100 is a low voltage unit with a normally open and normally closed isolated relay, allowing it to interface with third-party energy and lighting management control systems. Additionally, the HS-100 can connect to one or more WattStopper Power Pack(s). The HS-150 is a line voltage unit that serves as a master switch for a single guest room circuit.

### Applications

HS Card Key Switches are ideal for guest rooms in hotels, motels, boarding houses, senior residences or similar applications with guest rooms. Once installed, they function as control devices located at the main entry door, controlling all permanently installed luminaires.

## Features

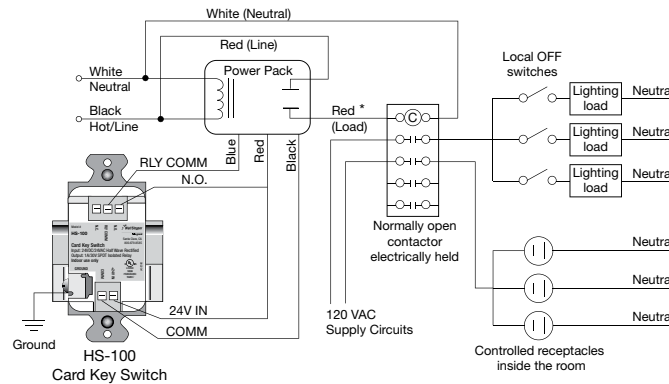
- Attractive low-profile styling
- Choice of five decorator colors
- Backlit card key slot provides visibility in darkened rooms
- 30-second egress time delay
- Zero crossing for reliability and increased product longevity (HS-150)
- HS-100 can connect with one or more WattStopper Power Packs
- Uses the same card key that unlocks the door
- Compatible with Building Automation Systems, Energy Management Systems, and Lighting Control Panels

# Specifications

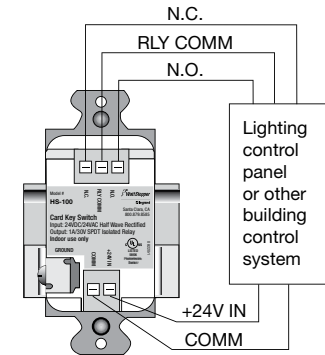
- HS-100: Input: 24VDC/24VAC Half Wave Rectified, Max. 25mA DC/10mA AC  
Output: 1A/30VDC/VAC SPDT Isolated Relay
- HS-150: 120/277 VAC; 50/60Hz  
Load rating @120VAC: 0-1800W tungsten and ballast, 500W compact fluorescent, 1/2hp  
Load rating @277VAC: 0-1200W ballast
- Zero crossing (HS-150)
- Egress time delay: 30 seconds
- Compatible with building automation/energy management systems, lighting control panels and WattStopper power packs
- Dimensions: 2.63" x 1.69" x 1.88" (67.8mm x 42.9mm x 47.8mm) L x W x D  
Accepts standard hotel card keys with dimensions of: 2.125"W x 3.375"H x 0.034"D (53.975mm x 85.725mm x 0.8636mm)
- UL and cUL listed
- Five year warranty

# Installation & Wiring

## HS-100 Wiring with Power Pack

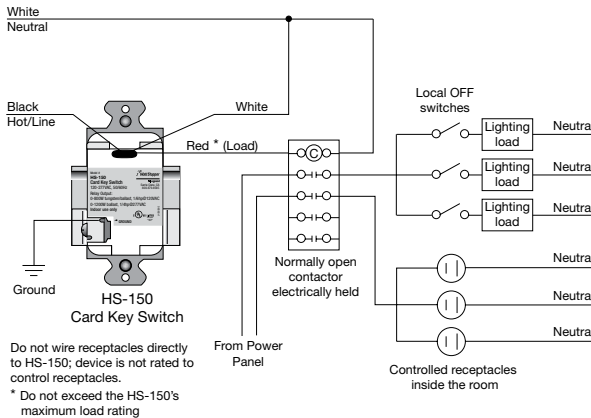


## HS-100 with BAS or LCP



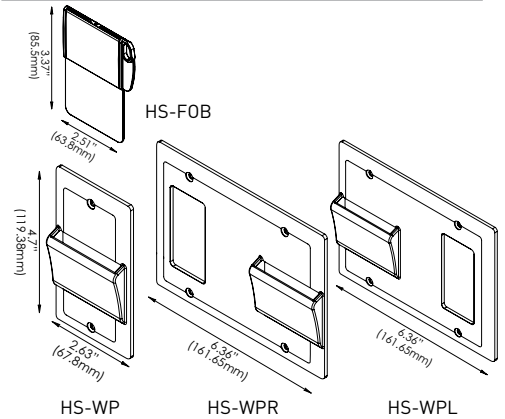
Do not wire receptacles directly to HS-100; device is not rated to control receptacles.  
\* Do not exceed the power pack's maximum load rating.

## HS-150 Wiring



Do not wire receptacles directly to HS-150; device is not rated to control receptacles.  
\* Do not exceed the HS-150's maximum load rating

## Cover Plates and Key Fob



# Ordering Information

Catalog No.	Color	Description	Catalog No.	Color	Description
<input type="checkbox"/> HS-100-W	White	Low voltage Card Key Switch	<input type="checkbox"/> HS-150-W	White	Line voltage Card Key Switch
<input type="checkbox"/> HS-100-LA	Light Almond		<input type="checkbox"/> HS-150-LA	Light Almond	
<input type="checkbox"/> HS-100-I	Ivory		<input type="checkbox"/> HS-150-I	Ivory	
<input type="checkbox"/> HS-100-B	Black		<input type="checkbox"/> HS-150-B	Black	
<input type="checkbox"/> HS-100-G	Gray		<input type="checkbox"/> HS-150-G	Gray	
<b>Accessories</b>					
<input type="checkbox"/> HS-FOB-W	White	Optional Key Fob for guest rooms that are not equipped with card key locks	<input type="checkbox"/> HS-WPR-W	White	Cover plate for three-gang box with decorator switch option; card slot on the right
<input type="checkbox"/> HS-FOB-LA	Light Almond		<input type="checkbox"/> HS-WPR-LA	Light Almond	
<input type="checkbox"/> HS-FOB-I	Ivory		<input type="checkbox"/> HS-WPR-I	Ivory	
<input type="checkbox"/> HS-FOB-B	Black		<input type="checkbox"/> HS-WPR-B	Black	
<input type="checkbox"/> HS-FOB-G	Gray		<input type="checkbox"/> HS-WPR-G	Gray	
<input type="checkbox"/> HS-WP-W	White	Cover plate for single-gang box	<input type="checkbox"/> HS-WPL-W	White	Cover plate for three-gang box with decorator switch option; card slot on the left
<input type="checkbox"/> HS-WP-LA	Light Almond		<input type="checkbox"/> HS-WPL-LA	Light Almond	
<input type="checkbox"/> HS-WP-I	Ivory		<input type="checkbox"/> HS-WPL-I	Ivory	
<input type="checkbox"/> HS-WP-B	Black		<input type="checkbox"/> HS-WPL-B	Black	
<input type="checkbox"/> HS-WP-G	Gray		<input type="checkbox"/> HS-WPL-G	Gray	

One HS-WP included with each Card Key Switch

