

JB Conduit Outlet Boxes, Covers and Hangers

UNILETS™ for use with Threaded Rigid Metal Conduit and IMC. Furnished with Internal Ground Screw.

NEC:
Listed for Ordinary Locations

COMMERCIAL AND INDUSTRIAL FITTINGS: CONDUIT OUTLET BODIES

Applications

- Serve as pulling fittings.
- Provide openings for splicing.
- Make straight connections and 90° bends in conduit runs.
- Permit access to conductors for maintenance.

Features

- Raintight when enclosed and gasketed with hub or blank covers.
- Furnished with internal ground screw.
- Blind cover screw holes prevent conductor damage during installation, provide water-tightness.
- Available in three inside depths: 1-5/16", 2-1/16", and 3-1/8".
- Order with or without mounting lugs.
- Furnished with four tapped holes and two close-up plugs.
- Cushion fixture hangers are enclosed and gasketed.

Standard Materials






- JB conduit outlet boxes and covers and JB fixture hangers: malleable iron
- JB-A boxes and covers: copperfree (4/10 of 1% max.) aluminum
- Gaskets: neoprene

Standard Finishes

- Malleable iron conduit outlet boxes, and hub covers: triple-coat — (1) zinc electroplate, (2) chromate and (3) epoxy powder coat
- Fixture hangers, JB 1/2" hub and blank covers: triple-coat — (1) zinc electroplate, (2) chromate and (3) epoxy powder coat
- Aluminum JB conduit outlet boxes: epoxy powder coat

NEC Certifications and Compliances

- UL Standard: 514A
- UL Listed: E2527
- NEMA Standard: FB-1






| | Description | Hub Size (Inches) | Catalog Number | |
|---|------------------------------|-------------------|------------------|--------------------|
| | | | Malleable Iron | Aluminum |
| JBX — 1-5/16" Inside Depth — Furnished with four tapped openings and two close-up plugs | | | | |
|  | Less mounting lugs | 1/2 | JBX-50 | — |
| | | 3/4 | JBX-75 | — |
| | | 1 | JBX-100 | — |
|  | With mounting lugs | 1/2 | JBX-50L | JBX50L-A |
| | | 3/4 | JBX-75L | JBX75L-A |
| | | 1 | JBX-100L | — |
| JBDX — 2-1/16" Inside Depth — Furnished with four tapped openings and two close-up plugs | | | | |
|  | Less mounting lugs | 1/2 | JBDX-50 | — |
| | | 3/4 | JBDX-75 | — |
| | | 1 | JBDX-100 | — |
|  | With mounting lugs | 1/2 | JBDX-50L | — |
| | | 3/4 | JBDX-75L | — |
| | | 1 | JBDX-100L | — |
| JBLX — 3-1/8" Inside Depth — Furnished with four tapped openings and two close-up plugs | | | | |
|  | With removable mounting lugs | 1/2 | JBLX-50L | JBLX-50L-A |
| | | 3/4 | JBLX-75L | JBLX-75L-A |
| | | 1 | JBLX-100L | JBLX-100L-A |

JB Conduit Outlet Boxes, Covers and Hangers

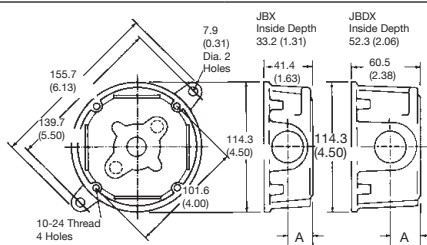
UNILETS™ for use with Threaded Rigid Metal Conduit and IMC.

NEC:

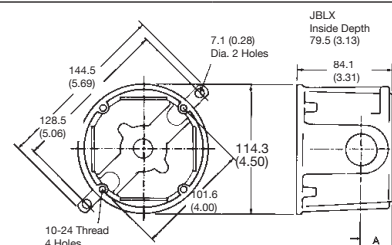
Listed for Ordinary Locations

| Description | Hub Size (Inches) | Depth in Millimeters (Inches) (A) | Catalog Number | |
|--|-------------------|-----------------------------------|------------------|------------------|
| | | | Malleable Iron | Aluminum |
| Cast Covers — Furnished with screws — When used with gasket provides raintight fit, supports 113.4 kg (250 lb) | | | | |
|  Hub Covers | 1/2 | 20.0 (0.75) | JBK-50 | JBK-50-A |
| | 3/4 | 23.9 (0.94) | JBK-75 | JBK-75-A |
|  Cover | Blank | 4.8 (0.19) | JBK-B | JBK-1B-CA |
| Gasket — Neoprene | | | | |
|  | — | — | JB-GK-N | JB-GK-N |
| Flexible Fixture Hangers — Furnished with gasket and screws | | | | |
|  Ball Type — 15° swing in all directions, support 113.4 kg (250 lb) | 1/2 | 65.0 (2.56) | JBK-50-BS | — |
| | 3/4 | 65.0 (2.56) | JBK-75-BS | — |
|  Cushion type, enclosed and gasketed — 8° swing in all directions. Cushions 18.1 kg (40 lb), supports 113.4 kg (250 lb) | 1/2 | 41.4 (1.63) | JBK-50-CS | — |
| | 3/4 | 41.4 (1.63) | JBK-75-CS | — |

Dimensions in Millimeters (Inches)



JBX, JBDX



JBLX

| Hub Size (Inches) | Dimension "A" in Millimeters (Inches) | | |
|-------------------|---------------------------------------|-------------|-------------|
| | JBX | JBDX | JBLX |
| 1/2 | 19.1 (0.75) | 19.1 (0.75) | 19.1 (0.75) |
| 3/4 | 22.4 (0.88) | 22.4 (0.88) | 22.4 (0.88) |
| 1 | 20.6 (0.81) | 26.9 (1.06) | 26.9 (1.06) |

Wiring Capacity ①

| Hub Size (Inches) | dm ³ (in ³) | | |
|-------------------|------------------------------------|--------------|--------------|
| | JBX | JBDX | JBLX |
| 1/2 | 15.50 (0.25) | 23.00 (0.38) | 33.00 (0.54) |
| 3/4 | 15.50 (0.25) | 23.00 (0.38) | 33.00 (0.54) |
| 1 | 15.50 (0.25) | 23.00 (0.38) | 33.00 (0.54) |

① JB covers add no additional cubic inch capacity.