

FEATURES & SPECIFICATIONS

INTENDED USE — The VT Series Volumetric LED Troffer (VTL) combines the aesthetics and high performance with intelligent LED engines for applications such as offices, schools, retail locations and hospitals. High-efficacy light engines deliver long life and excellent color, ensuring a superior quality lighting installation that is highly efficient and sustainable. Multiple lumen packages and driver options provide solutions for all your lighting applications. Featured nLight control system provides design flexibility and ease of installation and optimum energy savings.

CONSTRUCTION — Rugged, one-piece cold-rolled steel coated polyester, painted after fabrication with embossed facets. Impact-modified, single clear acrylic diffuser provides excellent shielding and wide distribution. End plates include integral T-bar clips. Fixture may be mounted and wired in continuous rows. Total fixture height is only 4-3/8".

OPTICS — Volumetric illumination is achieved by creating an optimal mix of light to walls, partitions, vertical and horizontal work surfaces — rendering the interior space, objects and occupants in a more balanced, complementary luminous environment. Linear faceted reflector cavity softens and distributes light into the space while minimizing luminous contrast between the fixture and ceiling. Sloped end plates provide a smooth, luminous transition between fixture and ceiling while enhancing the perception of fixture depth. High-performance diffuser provides LED concealment, even illumination across the diffuser and improved lumen-per-watt performance.

Now available with two different aesthetics including the standard Acrylic Linear Prismatic Diffuser (ADP) and the Acrylic Linear Prismatic Diffuser with Diffuser Trim Rings (ADPT).

ELECTRICAL — Long-life LEDs, coupled with high-efficiency drivers, provide superior quantity and quality of illumination for extended service life. 80% LED lumen maintenance at 60,000 hours (L80/60,000).

eldoLED driver options deliver choice of dimming range, and choices for control, while assuring flicker-free, low-current inrush, 89% efficiency and low EMI.

Optional integrated nLight® controls make each luminaire addressable, allowing them to digitally communicate with other nLight enabled controls such as dimmers, switches, nLight AIR RIO, RES7 occupancy sensors, and photocontrols. Simply connect all the nLight enabled control devices and the VTLED luminaires using standard Cat-5 cabling, or the nLight AIR wireless network. Unique plug-and-play convenience allows devices and luminaires to automatically discover each other and self-commission.

Lumen Management: Unique lumen management system (option N80) provides onboard intelligence that actively manages the LED light source so that constant lumen output is maintained over the system life, preventing the energy waste created by the traditional practice of over-lighting.

Step-level dimming option allows system to be switched to 50% power for compliance with common energy codes while maintaining fixture appearance.

Driver disconnect provided where required to comply with US and Canadian codes.

SENSOR — **Integrated sensor (individual control):** Sensor Switch MSD7ADCX (Passive infrared (PIR)) or MSDPDT7ADCX (PIR/Microphonics Dual Tech (PDT)) integrated occupancy sensor/automatic dimming photocell allows the luminaire to power off when the space is unoccupied or enough ambient light is entering the space. See page 2 for more details on the integrated sensor.

Integrated Sensor (nLight Wired Networking): This sensor is nLight-enabled, meaning it has the ability to communicate over an nLight network. When wired, using CAT-5 cabling, with other nLight-enabled sensors, power packs, or WallPods, an nLight control zone is created. Once linked to a Gateway, directly or via a Bridge, the zone becomes capable of remote status monitoring and control via SensorView software. See page 2 for the nLight sensor options.

Integrated Smart Sensor (nLight Air Wireless Platform): The RES7 sensor is nLight AIR enabled, meaning it has the ability to communicate over the wireless nLight control platform. It is available with an automatic dimming photocell, and either a digital PIR or microphonic (PDT) dual technology occupancy sensor. It pairs to other luminaires and wall switches through our mobile app, CLAIRITY, which allows for simple sensor adjustment. See page 3 for more details on the Integrated Smart Sensor.

INSTALLATION — Unique grid interfacing arrangement provides mounting into standard 1" and 9/16" tee bar or screw slot grids. 9/16" allows fixture trim to hang level with architectural ceiling tiles. Drywall ceiling adaptors available. Suitable for damp location.

LISTINGS — CSA Certified to meet U.S. and Canadian standards. IC rated. DesignLights Consortium® (DLC) Premium qualified product. Not all versions of this product may be DLC Premium qualified. Please check the DLC Qualified Products List at www.designlights.org/QPL to confirm which versions are qualified.

WARRANTY — 5-year limited warranty. Complete warranty terms located at: www.acuitybrands.com/CustomerResources/Terms_and_conditions.aspx

NOTE: Actual performance may differ as a result of end-user environment and application. All values are design or typical values, measured under laboratory conditions at 25 °C. Specifications subject to change without notice.

Catalog Number
Notes
Type

VT Series Volumetric LED Troffer

2VTL4

2' x 4'
LED



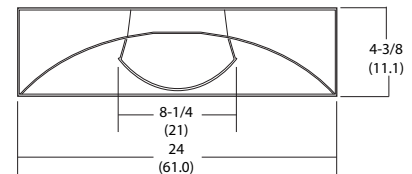
eldoLED



Dimensions

All dimensions are inches (centimeters) unless otherwise specified.

Specifications
Length: 48 (122.0)
Width: 24 (61.0)
Depth: 4-3/8 (11.1)



CSA+ Capable Luminaire

This item is an A+ capable luminaire, which has been designed and tested to provide consistent color appearance and out-of-the-box control compatibility with simple commissioning.

- All configurations of this luminaire meet the Acuity Brands' specification for chromatic consistency
- This luminaire is part of an A+ Certified solution for nLight® or XPoint™ Wireless control networks when ordered with drivers marked by a **shaded background***

To learn more about A+, visit www.acuitybrands.com/aplus.

*See ordering tree for details

2VTL Volumetric Recessed Lighting 2'x4'



A+ Capable options indicated by this color background.

ORDERING INFORMATION

Lead times will vary depending on options selected. Consult with your sales representative.

Example: 2VTL4 40L ADPT EZ1 LP840 MSD7ADCX

2VTL4					
Series	Air function	Lumens ¹	Diffuser	Voltage	Driver
2VTL4 2X4 VTL	(blank) Static H Heat removal	30L 3000 lumens 40L 4000 lumens 48L 4800 lumens 60L 6000 lumens 72L 7200 lumens 85L 8500 lumens 100L 10000 lumens ² 120L 12000 lumens ²	ADP Acrylic linear prismatic ADPT Acrylic linear prismatic with diffuser trim rings	(blank) MVOLT 347 347V ³	EZ1 eldoLED dims to 1%, 0-10V EZB eldoLED dims to dark, 0-10V GZ1 Dims to 1% (0-10V dimming) ⁴ GZ10 Dims to 10% (0-10V dimming) ⁴ EDB eldoLED DALI ⁵ SLD Step-level dimming ⁵

Color temperature	nLight Interface	Control	Options
LP830 3000 K, 80CRI LP835 3500 K, 80CRI LP840 4000 K, 80CRI LP850 5000 K, 80CRI LP930 3000 K, 90CRI LP935 3500 K, 90CRI LP940 4000 K, 90CRI LP950 5000 K, 90CRI	nLight Wired (blank) No nLight® interface N80 nLight® with 80% lumen management N80EMG nLight® with 80% lumen management. For use with generator supply EM power ⁶ N100 nLight® without lumen management N100EMG nLight® without lumen management. For use with generator supply EM power ⁶ nLight Wireless (blank) No nLight® interface NLTAIR2 nLight® Air Generation 2 enabled ⁷	nLight Wired (blank) No nLight control NES7 nLight® nES 7 PIR integral occupancy sensor ^{8,9} NESPDT7 nLight® nES PDT 7 dual technology integral occupancy control ^{8,9} NES7ADCX nLight® nES 7 ADCX PIR integral occupancy sensor with automatic dimming photocell ^{8,9} NESPDT7ADCX nLight® nES PDT 7 dual technology integral occupancy sensor with automatic dimming photocell ^{8,9} nLight Wireless (blank) No nLight control RES7 nLight® AIR PIR integral occupancy sensor with automatic dimming photocell ^{7,8} RES7PDT nLight® AIR microphonics dual technology integral occupancy sensor with automatic dimming photocell ^{7,8} RIO nLight® AIR radio module without sensor ⁷ Individual Control MSD7ADCX PIR integral occupancy sensor with automatic dimming control photocell ⁸ MSDPDT7ADCX PDT integral occupancy sensor with automatic dimming control photocell ⁸	EL7L 700 lumen battery pack, Noncompliant with CA T20 EL14L 1400 lumen battery pack, Noncompliant with CA T20 E10WLCP EM Self-Diagnostic battery pack, 10W Constant Power, Certified in CA Title 20 MAEDBS CP Chicago plenum

Accessories: Order as separate catalog number.	
2VT4 F916	Trim to adjust fixture mounting flush with 9/16" T-bar; for 2x4 fixture
DGA24 FS/VT	Drywall ceiling adapter with trim kit
2X4SMKSH PAF	Surface Mount Troffer Kit Post Paint

Notes

- 1 Approximate lumen output.
- 2 Not available with SLD, EL7L and EL14L.
- 3 Not available with SLD, EL7L, EL14L, or E10WLCP.
- 4 GZ1, GZ10 drivers not available with any Controls or sensor options.
- 5 Not available with N80, N80EMG, N100, or N100EMG, or NLTAIR2.

- 6 nLight EMG option requires a connection to existing nLight network. Power is provided from a separate N80 or N100 enabled fixture.
- 7 Must order with RES7, RES7PDT, or RIO sensor. Only available with EZ1/EZB driver. Not available with 72L, 85L, 100L and 120L.
- 8 Must specify ADPT diffuser. See sensor section on page 3.
- 9 Requires N80, N80EMG, N100, or N100EMG.

nLight® Wired Control Accessories: Order as separate catalog number. Visit www.acuitybrands.com/products/controls/nlight .			
WallPod stations	Model number	Occupancy sensors	Model number
On/Off	nPDDM [color]	Small motion 360°, ceiling (PIR / dual tech)	nCM 9 RJB / nCM PDT 9 RJB
On/Off & raise/lower	nPDDM DX [color]	Large motion 360°, ceiling (PIR / dual tech)	nCM10 RJB / nCM PDT 10 RJB
Graphic touchscreen	nPOD GFX [color]	Wall switch with raise/lower	nWSX PDT LV DX [color]
Photocell controls	Model number	Cat-5 cable (plenum rated)	Model number
Full range dimming	nCM ADCX RJB	10' cable	CAT5 10FT J1
		30' cable	CAT5 30FT J1

nLight® AIR Control Accessories: Order as separate catalog number. Visit www.acuitybrands.com/products/controls/nlightair .	
Wall switches	Model number
On/Off single pole	rPODB [color] G2
On/Off two pole	rPODB 2P [color] G2
On/Off & raise/lower single pole	rPODB DX [color] G2
On/Off & raise/lower two pole	rPODB 2P DX [color] G2
On/Off & raise/lower single pole	rPODBZ DX WH G2

2VTL Volumetric Recessed Lighting 2'x4'

ORDERING INFORMATION

rCMS					Example: RCMS PDT 10 AR G2	
Series/Detection		Occupancy Detection	Lens (Required)		Operating Mode	Generation
RCMS ¹	nLight AIR occupancy and daylight sensor	(blank)	PIR Detection	10 Large Motion/Extended Range 360°	(blank) None	G2 Generation 2 compatibility
		PDT	Dual Tech PIR/ Microphonics	9 Small Motion/Extended Range 360°	AIR Auxiliary Relay	
				6 High Bay 360° Lens		

1 RCMS requires low voltage power from either RPP20 DS 24V G2 or PS 150.



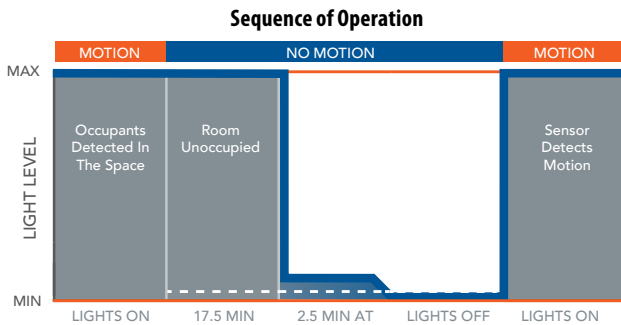
2VTL Volumetric Recessed Lighting 2'x4'

Sensor Options				
Option	Automatic Dimming Photocell	Occupancy Sensing		nLight Wired Networking
		PIR	PDT	
MSD7ADCX	X	X		
MSDPDT7ADCX	X		X	
NES7		X		X
NES7ADCX	X	X		X
NESPD7			X	X
NESPD7ADCX	X		X	X
RES7	X	X		
RES7PDT	X	X	X	

Integrated Sensor with Individual Control

The MSD7ADCX PIR occupancy sensor/automatic dimming photocell is ideal for areas without obstructions and where daylight harvesting may be desired. Suggested applications include, but not limited to, hallways, corridors, storage rooms, and breakrooms or other areas where people are typically moving.

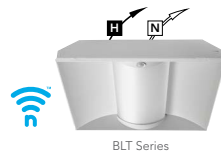
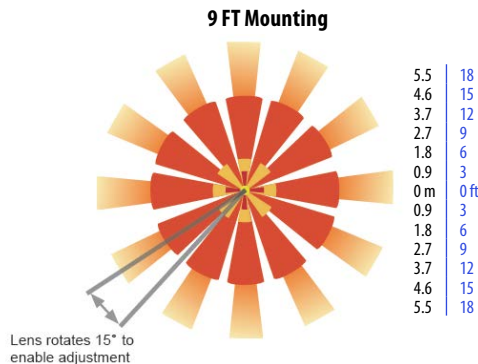
The MSDPDT7ADCX PIR/Microphonics Dual Tech occupancy sensor/automatic dimming photocell is ideal for areas with obstructions and where daylight harvesting is desired. Suggested applications include, but not limited to, open offices, private offices, classrooms, public restrooms, and conference rooms.



*The presetting on the automatic dimming photocell is 5fc.

Sensor Coverage Pattern Mini 360° Lens

- Recommended for walking motion detection from mounting heights between 8 ft (2.44 m) and 20 ft (6.10 m)
- Initial detection of walking motion along sensor axes at distances of 2x the mounting height up to 15 ft (4.57 m) and 1.75x up to 20 ft (6.10 m).
- Provides 12 ft (3.66 m) radial detection of small motion when mounted at 9 ft (2.74 m)
- Initial detection will occur earlier when walking across sensor's field of view than when walking directly at sensor



Simple as 1,2,3

1. Install the nLight® AIR fixtures with embedded smart sensor
2. Install the wireless battery-powered wall switch
3. With our CLAIRITY app, pair the fixtures with the wall switch and if desired, customize the sensor settings for the intended outcome

Basic nLight Zone



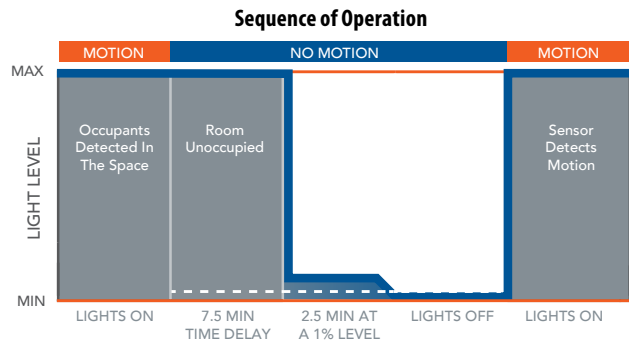
nLight Wired Networking

The nES 7 is ideal for small rooms without obstructions or areas with primarily walking motion. Ideal areas include hallways, corridors, storage rooms, and breakrooms. Additionally, the NES7ADCX includes an integrated photocell, which enables daylight harvesting controls.

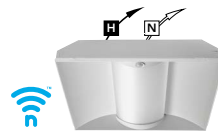
For areas like restrooms, private offices, open offices, conference rooms or any space with obstructions, the nES PDT 7 dual technology sensor is recommended. The nES PDT 7 utilizes both PIR (passive infrared) and Microphonics technologies to detect occupancy. Additionally, the NESPD7ADCX includes an integrated photocell, which enables daylight harvesting controls which is ideal for areas where windows are present.

nLight AIR Wireless

nLight AIR is the ideal solution for retrofit or new construction spaces where adding additional wiring can be labor intensive and costly. nLight AIR is available with or without an integral sensor. The integrated RES7 or RES7PDT smart sensors are part of each luminaire in the nLight AIR network, which can be grouped to control multiple luminaires. The granularity of control with the digital PIR occupancy detection and daylight sensing makes a great solution for any application.



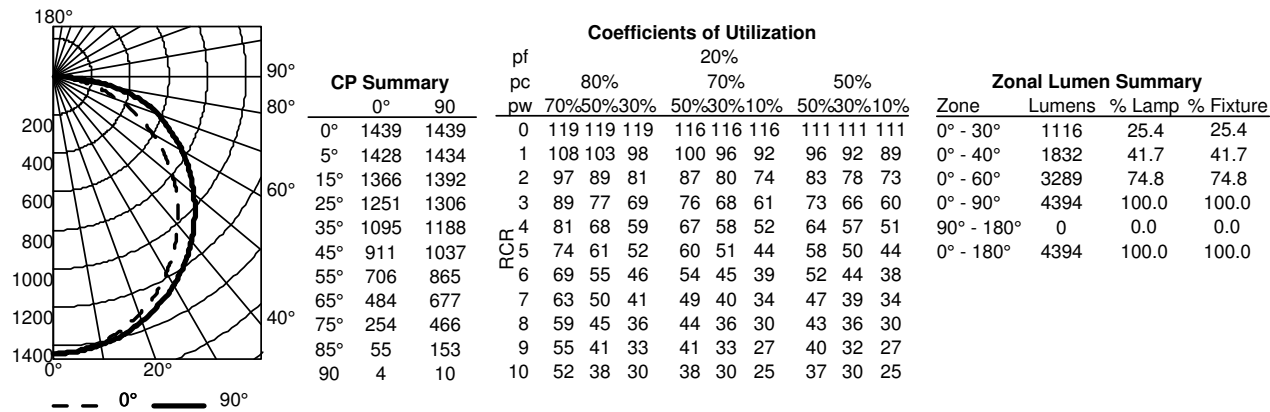
*The presetting on the automatic dimming photocell is 5fc.



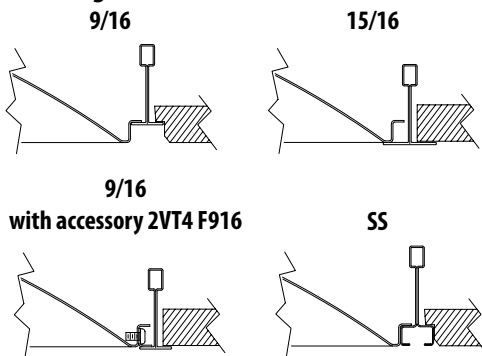
2VTL Volumetric Recessed Lighting 2'x4'

PHOTOMETRICS

2VTL4 40L ADP LP835, 4393 delivered lumens, test no. LTL24782P105, tested in accordance to IESNA LM-79



Mounting data



Performance Data			
Lumen Package	Lumens	Input Watts ²	LPW
30L ADP LP830	3305	26.4	125
30L ADP LP835	3470	26.4	132
30L ADP LP840	3836	26.4	146
30L ADP LP850	3824	26.4	145
40L ADP LP830	4164	33.2	126
40L ADP LP835	4393	33.2	133
40L ADP LP840	4501	33.2	136
40L ADP LP850	4823	33.2	145
48L ADP LP830	4820	39.1	123
48L ADP LP835	5090	39.1	130
48L ADP LP840	5209	39.1	133
48L ADP LP850	5586	39.1	143
60L ADP LP830	5288	44.2	120
60L ADP LP835	5582	44.2	126
60L ADP LP840	5738	44.2	130
60L ADP LP850	6122	44.2	138
72L ADP LP830	7044	58.7	120
72L ADP LP835	7182	58.7	122
72L ADP LP840	7714	58.7	132
72L ADP LP850	8141	58.7	139
85L ADP LP830	8331	67.7	123
85L ADP LP835	8475	67.7	125
85L ADP LP840	8618	67.7	127
85L ADP LP850	8618	67.7	127
85L ADP LP930	6895	67.7	102
85L ADP LP935	7182	67.7	106
85L ADP LP940	7326	67.7	108
85L ADP LP950	7326	67.7	108
100L ADP LP830	10153	82.2	123
100L ADP LP835	10328	82.2	126
100L ADP LP840	10503	82.2	128
100L ADP LP850	10503	82.2	128
100L ADP LP930	8402	82.2	102
100L ADP LP935	8752	82.2	106
100L ADP LP940	8928	82.2	109
100L ADP LP950	8928	82.2	109
120L ADP LP830	12543	98.1	128
120L ADP LP835	12760	98.1	130
120L ADP LP840	12976	98.1	132
120L ADP LP850	12976	98.1	132
120L ADP LP930	10381	98.1	106
120L ADP LP935	10813	98.1	110
120L ADP LP940	11029	98.1	112
120L ADP LP950	11029	98.1	112

Note: Based on ADP diffuser

How to Estimate Delivered Lumens in Emergency Mode

Use the formula below to estimate the delivered lumens in emergency mode

Delivered Lumens = 1.25 x P x LPW

P = Output power of emergency driver. P = 10W for E10WLCP option.

LPW = Lumen per watt rating of the luminaire. This information is available on the ABL luminaire spec sheet. LPW = Lumen per watt rating of the luminaire. LPW information available in Performance Data section.