

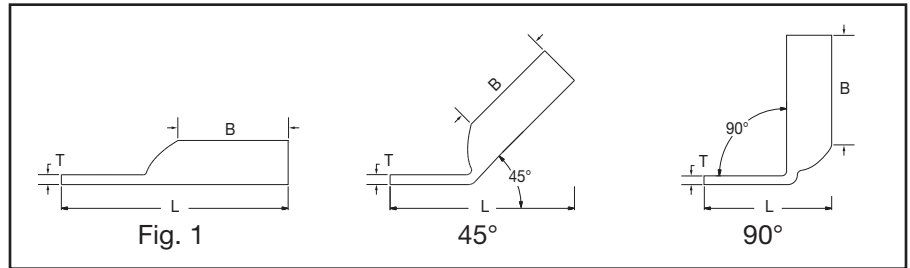

**ONE HOLE HYLUG™  
CODE CONDUCTOR  
LONG BARREL**

TYPES YA, YA-TC

**UNINSULATED COPPER  
COMPRESSION TERMINAL**

UL Listed 90° C,  
600 Volts to 35 kV ◆

45° and 90° angles are available.  
Please contact Customer Service to order:  
1-800-346-4175



Catalog Number	Fig #	Conductor		Stud Hole Size	Tongue Width	Figure Dimensions			Dieless (# of crimps)	▲ Installation Tooling				Wire Strip Length	
		AWG	*** MM²			(B)	(T)	(L)		Mechanical MD6, OUR840, MD7-34R	Hydraulic BCT500HS, Y500GTHS		Y35, Y39, Y750 Y46*, PAT750		Color Code
<b>YA8CTC10</b>	1	#8 AWG	† 10	# 10	38"	.81"	.08"	1.57"	MRC840 (2) Y8MBR-1 (1)	W8CVT (2) W8CRT (2) X8CRT (2)	X8CRT (2) W8CVT (2) W8CRT (2)	U8CRT (2)	Red	49	1"
<b>YA8CTC14</b>	1	#8 Weld 37/24		1/4"	.41"	.81"	.08"	1.69"	Y1MRTC (2) Y81KFT (1)						
<b>YA8CTC38</b>	1	#6 Sol		3/8"	58"	.81"	.06"	1.88"	Y81KFTMBH (1) PAT81KFT-18V (1)						
<b>YA6CTC10</b>	1	#6 AWG	—	# 10	.41"	1.12"	.09"	1.89"	MRC840 (2) MY29-3 (2) MY29-11 (2)	W5CVT (2) W5CRT (2) X5CRT (2) X8CART (2)	W5CVT (2) W5CRT (2) X5CRT (2) X8CART (2)	U5CRT (2) U8CABT (2)	Blue	7	1-3/16"
<b>YA6CN</b>	1			1/2"	.83"	1.12"	.12"	2.64"	Y644HS (1) Y1MRTC (2) Y81KFT (1)						
<b>YA6C</b>	1			1/4"	.41"	1.12"	.09"	1.81"	Y81KFTMBH (1) PAT81KFT-18V (1)						
<b>YA5C</b>	1	#5 AWG	—	1/4"	.44"	1.12"	.07"	1.98"	Y1MRTC (2) MRC840 (2) MY29-3 (2) MY29-11 (2)	W5CVT (2) W5CRT (2) X5CRT (2)	W5CVT (2) W5CRT (2) X5CRT (2)	U5CRT (2)	Blue	7	1-3/16"
<b>YA5CN</b>	1			1/2"	.83"	1.12"	.12"	2.67"	Y644HS (1) Y81KFT (1) Y81KFTMBH (1) PAT81KFT-18V (1)						
<b>YA4CTC10</b>	1	#4 AWG	—	# 10	.49"	1.12"	.09"	1.94"	MRC840 (2) MY29-3 (2) MY29-11 (2)	W4CVT (2) W4CRT (2) X4CRT (2)	W4CVT (2) W4CRT (2) X4CRT (2)	U4CRT (2) U6CABT (2)	Gray	8	1-3/16"
<b>YA4C</b>	1			1/4"	.50"	1.12"	.09"	1.87"	Y644HS (1) Y81KFT (1) Y81KFTMBH (1) PAT81KFT-18V (1)						

\* Use PUADP-1 adapter with U dies in Y46 HYPRESS™.  
 \*\* P-RT die sets for use in Y46 HYPRESS™ only, PUADP-1 adapter not required.  
 \*\*\* The MM² conductor sizes listed are the recommendations for Class 2 conductor.

† The MM² conductor size listed is for Class 2 and Class 5 conductor.  
 ▲ See tooling section of this catalog for complete tool and die listings. Use ONLY color coded die recommendations for -FX connectors. For nest/indenter system contact factory.

◆ Available undrilled. Add suffix U to catalog number (example: YA25U).  
 ◆ For applications greater than 2000 Volts consult cable manufacturer for voltage stress relief instructions.  
**Note:** All dimensions shown are for reference only.

Blue highlighted items are industry standard and most frequently ordered.

# Compression Connections

**BURNDY®**

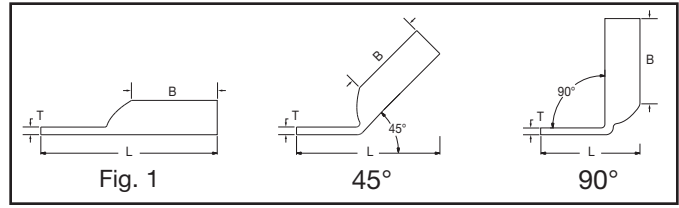
Copper Compression — Code — Long Barrel — No Inspection Window

C-24

## ONE HOLE HYLUG™ CODE CONDUCTOR LONG BARREL (Continued)

UL Listed 90° C,  
600 Volts to 35 kV ◆

45° and 90° angles are available.  
Please contact Customer Service to order:  
1-800-346-4175



Catalog Number	Fig #	Conductor		Stud Hole Size	Tongue Width	Figure Dimensions			▲ Installation Tooling					Wire Strip Length	
		AWG	*** MM²			(B)	(T)	(L)	Dieless (# of crimps)	Mechanical MD6, OUR840, MD7-34R	Hydraulic BCT500HS, Y500CTHS	Y35, Y39, Y750, Y46*, PAT750	Color Code		Die Index
<b>YA4CTC38</b>	1	#4 AWG	—	3/8"	.58"	1.12"	.08"	2.25"	MRC840 (2) MY29-3 (2) MY29-11 (2) Y644HS (1) Y1MRTC (4) Y81KFT (1) Y81KFTMBH (1) PAT81KFT-18V (1)	W4CVT (2) W4CRT (2) X4CRT (2)	W4CVT (2) W4CRT (2) X4CRT (2)	U4CRT (2) U6CABT (2)	Gray	8	1-3/16"
<b>YA4CN</b>	1			1/2"	.83"	1.12"	.12"	2.69"							
<b>YA3CTC14</b>	1	#3 AWG #2 Solid	25	1/4"	.55"	1.25"	.09"	2.23"	MY29-3 (2) MY29-11 (2) Y644HS (1) Y81KFT (2) Y81KFTMBH (2) PAT81KFT-18V (2)	W3CRT (2)	W3CRT (2)	U3CRT (2)	White	9	1-1/2"
<b>YA3C</b>	1			5/16"	.55"	1.25"	.09"	2.30"							
<b>YA3CTC38</b>	1			3/8"	.61"	1.25"	.08"	2.42"							
<b>YA3CN</b>	1			1/2"	.81"	1.25"	.12"	2.86"							
<b>YA2CTC10</b>	1			#2 AWG	35	# 10	.61"	1.25"							
<b>YA2CTC14</b>	1	1/4"	.60"			1.25"	.11"	2.23"							
<b>YA2C</b>	1	5/16"	.61"			1.25"	.11"	2.29"							
<b>YA2CN</b>	1	1/2"	.83"			1.25"	.12"	2.88"							
<b>YA1CTC10</b>	1	#1 AWG	50	# 10	.68"	1.38"	.10"	2.27"	PAT81KFT-18V (2) Y1MR (4) MRC840 (2) MY29-3 (2) MY29-11 (2) Y644HS (1) Y81KFT (2) Y81KFTMBH (2) PAT81KFT-18V (2)	W1CVT (2) W1CRT-1 (2) X1CRT-1 (2)	W1CVT (2) W1CRT-1 (2) X1CRT-1 (2)	U1CRT-1 (2) U4CABT (2)	Green	11	1-7/16"
<b>YA1C</b>	1			5/16"	.68"	1.38"	.10"	2.45"							
<b>YA1CN</b>	1			1/2"	.83"	1.38"	.12"	3.06"							
<b>YA25TC10</b>	1	1/0 AWG	—	# 10	.75"	1.38"	.12"	2.30"	MRC840 (4) MY29-3 (2) MY29-11 (2) Y644HS (1) Y81KFT (2) Y81KFTMBH (2) PAT81KFT-18V (2)	W25VT (4) W25RT (4) X25RT (4)	W25VT (4) W25RT (4) X25RT (4)	U25RT (2) U2CABT (2)	Pink	12	1-7/16"
<b>YA25</b>	1			5/16"	.75"	1.38"	.12"	2.48"							
<b>YA25TC38</b>	1			3/8"	.75"	1.38"	.12"	2.61"							

\* Use PUADP-1 adapter with U dies in Y46 HYPRESS™.  
\*\* P-RT die sets for use in Y46 HYPRESS™ only, PUADP-1 adapter not required.

\*\*\* The MM² conductor sizes listed are the recommendations for Class 2 conductor.  
▲ See tooling section of this catalog for complete tool and die listings. Use ONLY color coded die recommendations for -FX connectors. For nest/indentor system contact factory.

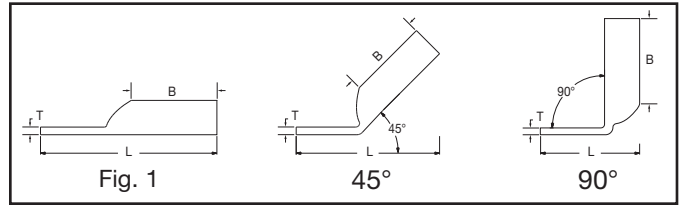
• Available undrilled. Add suffix U to catalog number (example: YA25U).  
◆ For applications greater than 2000 Volts consult cable manufacturer for voltage stress relief instructions.  
**Note:** All dimensions shown are for reference only.

Blue highlighted items are industry standard and most frequently ordered.

**ONE HOLE HYLUG™  
CODE CONDUCTOR  
LONG BARREL**  
(Continued)

UL Listed 90° C,  
600 Volts to 35 kV ◆

45° and 90° angles are available.  
Please contact Customer Service to order:  
1-800-346-4175



C-25

Catalog Number	Fig #	Conductor		Stud Hole Size	Tongue Width	Figure Dimensions			▲ Installation Tooling					Wire Strip Length	
		AWG	*** MM <sup>2</sup>			(B)	(T)	(L)	Dieless (# of crimps)	Mechanical MD6, OUR840, MD7-34R	Hydraulic		Color Code		Die Index
											BCT500HS, Y500CTHS	Y35, Y39, Y750, Y46*, PAT750			
<b>YA25N</b>	1	1/0 AWG	—	1/2"	.81"	1.38"	.11"	3.05"	MRC840 (4) MY29-3 (2) MY29-11 (2) Y644HS (1) Y81KFT (2) Y81KFTMBH (2) PAT81KFT-18V (2)	W25VT (4) W25RT (4) X25RT (4)	W25VT (4) W25RT (4) X25RT (4)	U25RT (2) U2CABT (2)	Pink	12	1-7/16"
<b>YA26</b>	1	2/0 AWG	70	3/8"	.83"	1.50"	.12"	2.77"	MRC840 (4) MY29-3 (2) MY29-11 (2) Y644HS (1) Y81KFT (2) Y81KFTMBH (2) PAT81KFT-18V (2)	W26VT (4) W26RT (4) X26RT (4)	W26VT (4) W26RT (4) X26RT (4)	U26RT (2)	Black	13	1-9/16"
<b>YA26N</b>	1			1/2"	.83"	1.50"	.12"	3.21"							
<b>YA27</b>	1	3/0 AWG	—	1/2"	.91"	1.50"	.13"	3.06"	MRC840 (4) MY29-3 (2) MY29-11 (2) Y644HS (1) Y81KFT (2) Y81KFTMBH (2) PAT81KFT-18V (2)	W27VT (4) W27RT (4) X27RT (6)	W27VT (4) W27RT (4) X27RT (6)	U27RT (2)	Orange	14	1-9/16"
<b>YA28TC38</b>	1	4/0 AWG	—	3/8"	1.02"	1.62"	.14"	2.98"	MRC840 (4) MY29-3 (2) MY29-11 (2) Y644HS (1) Y81KFT (2) Y81KFTMBH (2) PAT81KFT-18V (2)	W28VT (4) W28RT (4) X28RT (6)	W28VT (4) W28RT (4) X28RT (6)	U28RT (2)	Purple	15	1-1/16"
<b>YA28</b>	1			1/2"				3.23"							
<b>YA29</b>	1	250 kcmil	—	1/2"	1.11"	1.62"	.16"	3.26"	MY29-3 (2) MY29-11 (2) Y644HS (1) Y81KFT (2) Y81KFTMBH (2) PAT81KFT-18V (2)	W29VT (4) X29RT (8)	W29VT (4) W29RT (4) X29RT (8)	U29RT (2)	Yellow	16	1-1/16"

\* Use PUADP-1 adapter with U dies in Y46 HYPRESS™.  
\*\* P-RT die sets for use in Y46 HYPRESS™ only, PUADP-1 adapter not required.

\*\*\* The MM<sup>2</sup> conductor sizes listed are the recommendations for Class 2 conductor.  
▲ See tooling section of this catalog for complete tool and die listings. Use ONLY color coded die recommendations for -FX connectors. For nest/indentor system contact factory.

• Available undrilled. Add suffix U to catalog number (example: YA25U).  
◆ For applications greater than 2000 Volts consult cable manufacturer for voltage stress relief instructions.  
**Note:** All dimensions shown are for reference only.

Blue highlighted items are industry standard and most frequently ordered.

# Compression Connections

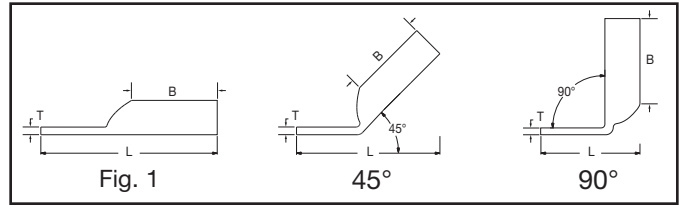
**BURNDY®**

Copper Compression – Code – Long Barrel – No Inspection Window

C-26

## ONE HOLE HYLUG™ CODE CONDUCTOR LONG BARREL (Continued)

UL Listed 90° C,  
600 Volts to 35 kV ◆



45° and 90° angles are available.  
Please contact Customer Service to order:  
1-800-346-4175



Catalog Number	Fig #	Conductor		Stud Hole Size	Tongue Width	Figure Dimensions			Dieless (# of crimps)	▲ Installation Tooling				Wire Strip Length	
		AWG	MM²			(B)	(T)	(L)		Mechanical MD6, OUR840, MD7-34R	Hydraulic		Color Code		Die Index
											BCT500HS, Y500CTHS	Y35, Y39, Y750, Y46*, PAT750			
YA30	1	300 kcmil	150	1/2"	1.20"	2.00"	.16"	3.69"	Y644HS (1) Y81KFT (3) Y81KFTMBH (3) PAT81KFT-18V (3)	W30VT (4)	W30VT (4) W30RT (4)	U30RT (4) U28ART (4)	White	17 or 298	2-1/16"
YA31	1	350 kcmil	185	1/2"	1.29"	2.00"	.18"	3.73"	Y644HS (1) Y81KFT (3) Y81KFTMBH (3) PAT81KFT-18V (3)	W31VT (4)	W31VT (4) W31RT (4)	U31RT (4) U29ART (4)	Red	18 or 324	2-1/16"
YA32N	1	400 kcmil	—	1/2"	1.38"	2.12"	.19"	4.09"	Y644HS (1) Y81KFT (3) Y81KFTMBH (3) PAT81KFT-18V (3)	W32VT (4)	W32VT (4) W32RT (4)	U32RT (4) U30ART (4)	Blue	19 or 470	2-3/16"
YA32	1			5/8"	1.38"	2.12"	.19"	4.15"							
YA33	1	450 kcmil	—	5/8"	1.48"	2.13"	.21"	4.24"	Y644HS (1) Y81KFT (3) Y81KFTMBH (3) PAT81KFT-18V (3)	W33VT (4)	W33VT (4) W33RT (4)	U33RT (4)	Gray	326 or 538	2-5/16"
YA33N	1			1/2"	1.48"	2.13"	.21"	4.17"							
YA34N	1	500 kcmil	240	1/2"	1.55"	2.25"	.23"	4.32"	Y644HS (1) Y81KFT (3) Y81KFTMBH (3) PAT81KFT-18V (3)	W34VT (4)	W34VT (4) W34RT (4)	U34RT (4) U31ART (4)	Brown	20 or 299	2-5/16"
YA34	1			5/8"	1.55"	2.25"	.23"	4.39"							
YA35	1	550 kcmil	—	5/8"	1.65"	2.63"	.25"	4.79"	Y644HS (1) Y81KFT (3) Y81KFTMBH (3) PAT81KFT-18V (3)	—	—	U35RT (4)	Yellow	21	2-11/16,
YA35N	1			1/2"	1.65"	2.63"	.25"	4.73"							
YA36N	1	600 kcmil	300	1/2"	1.69"	2.69"	.27"	4.83"	Y644HS (1) Y81KFT (3) Y81KFTMBH (3) PAT81KFT-18V (3)	—	—	U36RT (4) U32ART (4)	Green	22 or 472	2-3/4"
YA36	1			5/8"	1.69"	2.69"	.27"	4.90"							
YA37	1	650 kcmil	—	5/8"	1.80"	2.81"	.27"	5.05"	Y644HS (1) Y81KFT (3) Y81KFTMBH (3) PAT81KFT-18V (3)	—	—	U37RT (4)	Orange	23	2-7/8"
YA37N	1			1/2"	1.80"	2.81"	.27"	4.98"							
YA38	1	700 kcmil	—	5/8"	1.84"	2.81"	.27"	5.07"	Y644HS (1) Y81KFT (3) Y81KFTMBH (3) PAT81KFT-18V (3)	—	—	U38RT (4)	Pink	400	2-7/8"
YA38N	1			1/2"	1.84"	2.81"	.27"	5.01"							
YA39N	1	750 kcmil	—	1/2"	1.89"	2.88"	.27"	5.11"	Y644HS (1) Y81KFT (3) Y81KFTMBH (3) PAT81KFT-18V (3)	—	—	U39RT (4) P39RT (4) **	Black	24	2-15/16"
YA39	1			5/8"	1.89"	2.88"	.27"	5.17"							
YA40	1	800 kcmil	400	5/8"	1.98"	2.94"	.30"	5.25"	Y644HS (1) Y81KFT (3) Y81KFTMBH (3) PAT81KFT-18V (3)	—	—	P40RT (4) **	Orange	25	3"
YA41	1	850 kcmil	—	5/8"	2.01"	2.94"	.31"	5.26"	Y644HS (1) Y81KFT (3) Y81KFTMBH (3) PAT81KFT-18V (3)	—	—	—	Gold	26	3"
YA41N	1			1/2"	2.01"	2.91"	.31"	5.20"							
YA44	1	1000 kcmil	500	5/8"	2.17"	3.00"	.33"	5.45"	Y644HS (1) Y81KFT (3) Y81KFTMBH (3) PAT81KFT-18V (3)	—	—	P44RT (4) **	White	27	3-1/16"
YA44N	1			1/2"	2.19"	3.00"	.33"	5.38"							
YA45	1	1250 kcmil	—	3/4"	2.46"	3.19"	.38"	5.93"	Y644HS (1) Y81KFT (3) Y81KFTMBH (3) PAT81KFT-18V (3)	—	—	P45RT (6) **	Yellow	29	3-1/4"
YA46	1	1500 kcmil	—	3/4"	2.69"	3.19"	.40"	6.04"	Y644HS (1) Y81KFT (3) Y81KFTMBH (3) PAT81KFT-18V (3)	—	—	P46RT (6) **	Green	31	3-5/16"
YA46N	1			1/2"	2.69"	3.19"	.40"	5.79"							
YA47	1	1750 kcmil	—	3/4"	2.90"	3.44"	.42"	6.38"	Y644HS (1) Y81KFT (3) Y81KFTMBH (3) PAT81KFT-18V (3)	—	—	—	Gray	33	3-1/2"
YA47N	1			1/2"	2.90"	3.44"	.42"	6.13"							
YA48	1	2000 kcmil	—	3/4"	3.10"	3.44"	.46"	6.47"	Y644HS (1) Y81KFT (3) Y81KFTMBH (3) PAT81KFT-18V (3)	—	—	—	Brown	34	3-1/2"
YA48N	1			1/2"	3.10"	3.44"	.46"	6.22"							

\* Use PUADP-1 adapter with U dies in Y46 HYPRESS™.  
\*\* P-RT die sets for use in Y46 HYPRESS™ only, PUADP-1 adapter not required.

\*\*\* The MM² conductor sizes listed are the recommendations for Class 2 conductor.  
▲ See tooling section of this catalog for complete tool and die listings. Use ONLY color coded die recommendations for -FX connectors. For nest/indenter system contact factory.

• Available undrilled. Add suffix U to catalog number (example: YA25U).  
◆ For applications greater than 2000 Volts consult cable manufacturer for voltage stress relief instructions.  
**Note:** All dimensions shown are for reference only.

Blue highlighted items are industry standard and most frequently ordered.