

ST

LED/T5/T8 SURFACE VOLUMETRIC

LED

ORDERING INFORMATION

For shortest lead times, configure products using **bolded options**.

Example: STL2 22L D26 LP835 N80

Series	Lumens	Voltage	Driver	Lamp	Control	Options	Finish
STL2 2' surface volumetric LED	22L 48L	(blank) MVOLT (120-277)	D26 26W D50 50W	LP835 82 CRI, 3500 Kelvin	NX N80 Less nLight nLight with 80% (L80) lumen management	EL14L LED Emergency battery pack (nominal 1400 lumens); see Life Safety section	(blank) White DNA Natural aluminum
STL4 4' surface volumetric LED				LP840 82 CRI, 4000 Kelvin LP850 82 CRI, 5000 Kelvin	N80EMG N100 N100EMG nLight with 80% (L80) lumen management for use with generator supply EM power nLight without lumen management nLight without lumen management for use with generator supply EM power		

FLUORESCENT

ORDERING INFORMATION

For shortest lead times, configure products using **bolded options**.

Example: ST5 2 14T45 MVOLT GEB10PS

Series	Number of lamps	Lamp type	Voltage	Ballast	Options	Finish
ST5 T5, 2 or 3-lamp ¹	2 3	17 17W T8 (24") 32 32W T8 (48")	120 277	GEB10IS .88 ballast factor, instant start	EL Emergency battery pack (nominal 300 lumens)	(blank) White DNA Natural aluminum
ST8 T8, 2 or 3-lamp	<i>Not included.</i>	14T5 14W T5 (22-1/2") 24T5HO 24T5HO (22-1/2") 28T5 28W T5 (46-1/2") 54T5HO 54W T5HO (46-1/2")	347 MVOLT	GEB95 .95 ballast factor GEB95S .95 ballast factor, step dimming GEB115 1.15 ballast factor GEB115S 1.15 ballast factor, step dimming GEB10PS 1.0 ballast factor, program start	EL14 Emergency battery pack (nominal 1400 lumens) LP___ Lamped; specify lamp type and color GLR Internal fast-blow fuse GMF Internal slow-blow fuse CSA Listed and labeled to comply with Canadian Standards SSR Specular silver interior finish (95% reflective)	

For tandem double-length unit, add prefix "T". Ex: T5T8



IMPACT
YOUR
SPACE
WITH
ST
LIGHTING

A NEW STANDARD IN SURFACE LIGHTING SOLUTIONS

Contoured diffusers and improved efficiency propel our profile and basket luminaires ahead of the competition, creating a new standard in surface mounted lighting solutions.

ARCHITECTURAL DESIGN


The ST architectural luminaire builds on our tried and true surface-mounted platform, enhanced by a sleek and minimalist design. The linear fluted diffuser of ST complements our popular RT and VT recessed volumetric products and offers coordinated styles for a multitude of lighting applications. Surface, spacer, stem and cable mounting options contribute to a versatile design and enhanced aesthetic.

PRICE, PERFORMANCE & VALUE

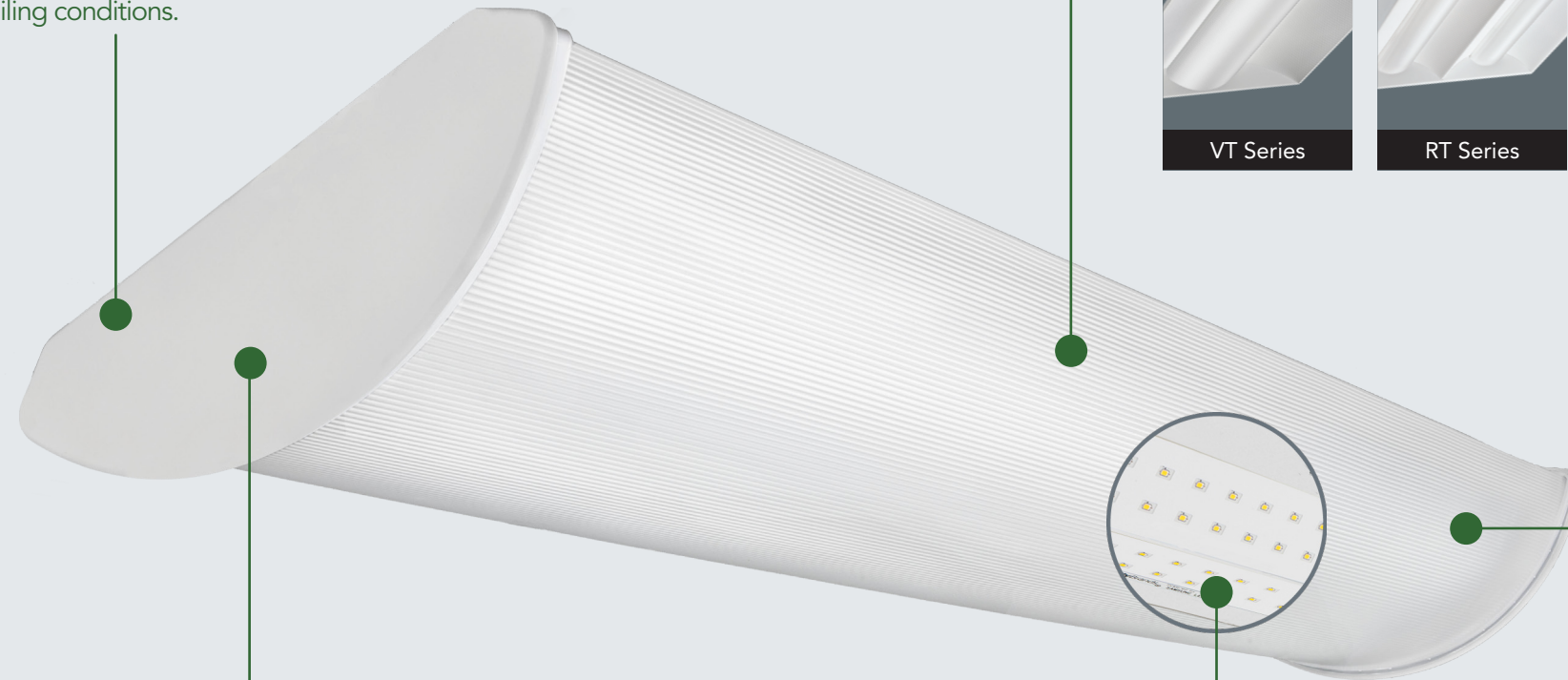
The overall value equation of the ST Volumetric series is too attractive to resist. Quality, durability and aesthetics are signatures of this design – at price points that are suitable for most commercial interior environments. Efficiency and high quality illumination make the ST luminaire preferable for meeting the most rigorous requirements for energy consumption and sustainable design.

READY TO SHIP


Standard configurations of STLED, ST5 and ST8 products are readily available to meet your delivery needs for fast-track project timelines.



Easily configured to surface, stem or suspend mount applications for a wide variety of interior ceiling conditions.




Contemporary style linear faceted diffuser. Die-cast in white, natural aluminum, or custom finishing to enhance quality, durability and functionality.



Available with advanced LED technology, refractive optics, and control technologies that achieve an unprecedented level of performance, design and user simplicity.

LE

Aesthetic design complements recessed volumetric architectural products for a coordinated visual appearance — while addressing a broad range of mounting and distribution requirements.



High efficiency and “volumetric distribution” creates a uniform distribution of light for increased comfort and enhanced spatial rendering.



SUPERIOR AESTHETICS AND QUALITY IN A REVITALIZED DESIGN

