



**Friendly Service... Powerful Solutions**

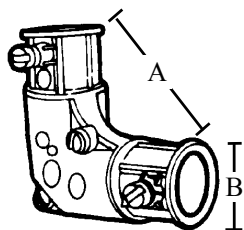
## Topaz Specification Sheet

**Description:** Inside Corner Pull Elbow EMT to EMT

**Standard Material:** Zinc Die Cast

**Features:** Removable cover facilitates wire pulling/Set Screw type

**Application:** Use to connect EMT conduit together on a 90° inside corner



E148720

TOPAZ CAT #	A	B
341	1.81	1.00
342	2.00	1.25

TOPAZ CAT #	UPC#	SIZE	UNIT CTN	SHIP CASE	WT/ CASE
341	13470	1/2"	10	100	20
342	13480	3/4"	5	50	15

Approved by Quality Control: John Cavalieri



**NEW YORK**  
925 Waverly Avenue  
Holtsville, NY 11742  
800-666-2852  
Fax: 800-333-3488

**CALIFORNIA**  
225 Parkside Drive  
San Fernando, CA 91340  
888-551-2852  
Fax: 888-690-2852

**FLORIDA**  
2020 West 26th Street  
Jacksonville, FL 32209  
800-666-2852  
Fax: 800-333-3488



**Friendly Service ... Powerful Solutions**

## Topaz Specification Sheet

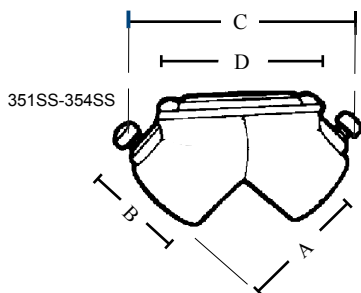
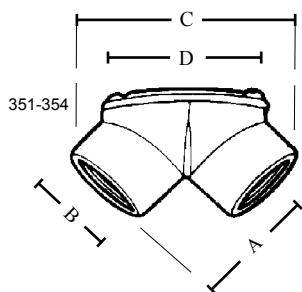
**Description:** Rigid to Rigid Pull Elbows / EMT & Rigid

**Standard Material:** Zinc Die Cast

**Features:** Removable cover facilitates wire pulling/Neoprene Gasket

**Application:** Indoors or Outdoors (Rigid Only) Use as a wire pulling elbow to facilitate wire pulling through a sharp bend in a run of threaded Rigid or IMC conduit.

*\*Can be used with EMT indoors only\**



TOPAZ CAT #	A	B	C	D
351/SS	1.31	1.09	2.50	1.78
352/SS	1.43	1.29	2.76	2.13
353/SS	1.95	1.59	3.86	3.17
354/SS	2.26	1.97	4.56	3.25

TOPAZ CAT #	UPC#	SIZE	UNIT CTN	SHIP CASE	WT/ CASE
351	13510	1/2"	10	100	28
352	13520	3/4"	5	50	17
353	13530	1"	-	25	16
354	13540	1 1/4"	-	20	18
351SS*	85030	1/2"	10	100	28
352SS*	85031	3/4"	5	50	17
353SS*	85032	1"	-	25	16
354SS*	85033	1 1/4"	-	20	18

\*EMT & RIGID

Approved by Quality Control: John Cavalieri



**NEW YORK**  
925 Waverly Avenue  
Holtsville, NY 11742  
800-666-2852  
Fax: 800-333-3488

**CALIFORNIA**  
225 Parkside Drive  
San Fernando, CA 91340  
888-551-2852  
Fax: 888-690-2852

**FLORIDA**  
2020 West 26th Street  
Jacksonville, FL 32209  
800-666-2852  
Fax: 800-333-3488



**Friendly Service... Powerful Solutions**

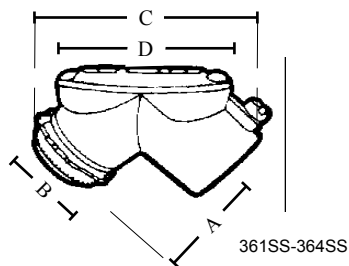
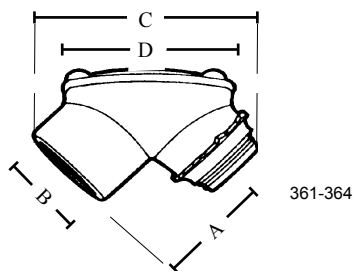
## Topaz Specification Sheet

**Description:** Rigid to Box Pull Elbows / EMT & Rigid

**Standard Material:** Zinc Die Cast

**Features:** Removable cover facilitates wire pulling/Neoprene Gasket

**Application:** Indoors or Outdoors. Use to connect a run of threaded Rigid or IMC conduit to an outlet box or other metal enclosure. Removable cover provides easy access to facilitate wire pulling \*Can be used with EMT indoors only\*



E148716



E148716

TOPAZ CAT #	A	B	C	D
361/SS	1.31	1.09	2.40	1.80
362/SS	1.47	1.29	2.66	2.14
363/SS	2.80	1.60	3.66	3.16
364/SS	3.13	1.96	5.16	3.24

TOPAZ CAT #	UPC#	SIZE	UNIT CTN	SHIP CASE	WT/ CASE
361	13550	1/2"	10	100	31
362	13560	3/4"	5	50	18
363	13570	1"	—	25	21
364	13580	1 1/4"	—	20	25
361SS*	85034	1/2"	10	100	31
362SS*	85035	3/4"	5	50	18
363SS*	85036	1"	—	25	21
364SS*	85037	1 1/4"	—	20	25

\*EMT & RIGID

Approved by Quality Control: John Cavalieri



**NEW YORK**  
925 Waverly Avenue  
Holtsville, NY 11742  
800-666-2852  
Fax: 800-333-3488

**CALIFORNIA**  
225 Parkside Drive  
San Fernando, CA 91340  
888-551-2852  
Fax: 888-690-2852

**FLORIDA**  
2020 West 26th Street  
Jacksonville, FL 32209  
800-666-2852  
Fax: 800-333-3488



**Friendly Service ... Powerful Solutions**

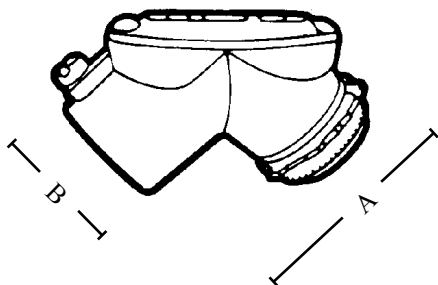
## Topaz Specification Sheet

**Description:** EMT to Box Pull Elbow

**Standard Material:** Zinc Die Cast

**Features:** Removable aluminum cover facilitates wire pulling  
Die cast locknut provided

**Application:** Dry locations. Type: Set-Screw. Use to connect EMT conduit to a metal box or enclosure to form a 90° bend.



TOPAZ CAT #	A	B
371	1.31	.93
372	1.47	1.22

TOPAZ CAT #	UPC#	SIZE	UNIT CTN	SHIP CASE	WT/ CASE
371	13610	1/2"	10	100	22
372	13620	3/4"	5	50	17

Approved by Quality Control: John Cavalieri



**NEW YORK**  
925 Waverly Avenue  
Holtsville, NY 11742  
800-666-2852  
Fax: 800-333-3488

**CALIFORNIA**  
225 Parkside Drive  
San Fernando, CA 91340  
888-551-2852  
Fax: 888-690-2852

**FLORIDA**  
2020 West 26th Street  
Jacksonville, FL 32209  
800-666-2852  
Fax: 800-333-3488



**Friendly Service ... Powerful Solutions**

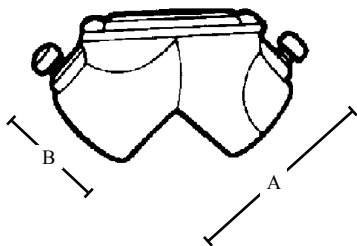
## Topaz Specification Sheet

**Description:** Pull Elbow EMT to EMT

**Standard Material:** Zinc Die Cast

**Features:** Removable cover facilitates wire pulling/Set Screw type

**Application:** Dry locations. Type: Set-Screw. Use to connect EMT conduit together on a 90° bend.



E148720

TOPAZ CAT #	A	B
381	1.31	.94
382	1.59	1.24
383	1.94	1.61
384	2.26	2.00

TOPAZ CAT #	UPC#	SIZE	UNIT CTN	SHIP CASE	WT/ CASE
381	13630	1/2"	10	100	24
382	13640	3/4"	5	50	19
383	13650	1"	—	25	16
384	13660	1 1/4"	—	20	20

Approved by Quality Control: John Cavalieri



**NEW YORK**  
925 Waverly Avenue  
Holtsville, NY 11742  
800-666-2852  
Fax: 800-333-3488

**CALIFORNIA**  
225 Parkside Drive  
San Fernando, CA 91340  
888-551-2852  
Fax: 888-690-2852

**FLORIDA**  
2020 West 26th Street  
Jacksonville, FL 32209  
800-666-2852  
Fax: 800-333-3488