



Table of Contents



Twist-Lock® Devices



50A Twist-Lock® Devices



Hubbellock® Devices



Product	Page
Products at a Glance	B-2
Midget Twist-Lock® Devices	B-4
Midget Twist-Lock® Accessories	B-6
Twist-Lock® Devices	
15 Amp	B-9
20 Amp	B-17
30 Amp	B-26
Compatibility and Environmental Protection Chart	B-16
Switched Safety Enclosures	B-37
Mechanical Interlock Switched Safety Enclosures	B-39
Add-A-Shroud®	B-40

Product	Page
Non-NEMA Twist-Lock® Devices	
10 Amp	B-41
20 Amp	B-42
30 Amp	B-45
Variload® Twist-Lock® Devices	B-47
Accessories	
15 Amp	B-48
20 and 30 Amp	B-50
Safety-Shroud® Boxes	B-52
50A Twist-Lock® Devices	B-54
50A Accessories	B-58
Hubbellock® Devices	B-59
Hubbellock® Accessories	B-66



Products at a Glance



Midget Twist-Lock® Devices

- Totally insulated body adds extra measure of safety
- Abuse resistant nylon housing
- Patented locking lugs interlock the two sections together providing a secure assembly
- Powerful, cord-gripping jaws designed to eliminate conductor slip and strain on terminals



Insulgrip® Twist-Lock® Devices

- Tough ribbed nylon housing for secure gripping
- Insulated nylon construction to keep non-current carrying parts from becoming energized
- Self-threading screws specially designed for secure assembly
- Voltage color coding on receptacle face facilitates proper mating of devices



Safety-Shroud® Twist-Lock® Devices

- Tough nylon shroud protect blades from damage
- Prevents exposure to potential arc
- Lockout/tagout hole allows compliance with OSHA regulation 29 CFR 1910.147
- Accepts conventional NEMA locking plugs



Watertight Safety-Shroud® Devices

- Gland seal prevents water ingress at cord entrance
- Strong PBT body for heavy duty applications
- Closure cap creates environmental seal when device is not in use
- Visible color coded rating label on devices ensure proper mating



50 Amp Insulgrip® Devices

- Heavy-duty design built for heavy-duty applications
- Thermoplastic clamp provides a consistent, durable grip. Sealed cable entry keeps out moisture and dust
- Stainless steel shroud restricts mismatching with the wrong device
- Padlock capable shroud allows compliance to OSHA lockout/tagout regulation 29 CFR 1910.147



Hubbellock® Devices

- Enhanced safety because access to live female contacts is restricted by the spring-loaded safety shutter
- Longer contact life is assured by supplementary springs. Other devices rely just on contacts themselves to provide proper contact pressure
- Insulated non-metallic housing enhances safety and abuse resistance

Twist-Lock® Devices
20A, 125V AC, 2 Pole, 3 Wire Grounding
Insulgrip® Plug

Features

- Ribbed nylon housing provides a secure grip and impact and chemical resistance.
- Superior cord grip design protects terminations from excess strain.
- Clear, funnel shaped wire entry for ease of termination.
- Integral dust shield protects wiring chamber from dust or contaminants.

Ordering Information

Description	Cord Diameter	UPC	Catalog Number
Black and white nylon	.360" (.914)	70386037707	HBL211

Listings

UL94 V-0, V-1
Felt Spew, V-0-C106
Certified to CSA C22.2 No.42

Specifications

Housing - Cord Clamp	Nylon
Terminal Receptacle	Clear polycarbonate
Blades	Brass
Terminal Screws	#10-32 Brass (Phillips / Slotted / Robertson)
Terminal Clamp	Cold rolled steel - nickel plated
Assembly Screws	Steel - nickel plated

Performance

Electrical
Current Interrupting: Certified for current interrupting at full rated current
Dynamic Voltage: Withstands 2,000V minimum

Mechanical
Terminal Accommodation: #16 AWG - #8 AWG stranded copper wire only.

Terminal Identification
Terminals identified in accordance with UL 498

Environmental
Flammability: HB or better per UL94 or CSA 22.2 No. 0.6
Moisture Resistance: IP20 Suitability
Operating Temperature: Maximum Continuous 75°C Minimum -40°C (with impact)

HUBBELL

Accessories

Connector	HBL213
Single Receptacle	HBL210
Flange Receptacle	HBL216
Weatherproof Boot	HBL201

Resources

Customer Use Drawing
CAD Library

Dimensions in inches (mm)
Hubbell Wiring Device-Kellems • Hubbell Incorporated • Division 4 • 40 Waterline Drive • Shelton, CT 06484
Phone (203) 269-8800 • Fax (203) 235-1000 • E-mail: sales@hwb.com • www.hwb.com

eSpec Sheets Available Online

- Product Features
- Specifications
- Dimensions
- Performance
- Complementary Products



Features and Benefits

Midget 15 Amp Plugs and Connector Bodies

Hubbell's Valise® insulation displacement terminal for Midget Twist-Lock® Plugs and Connector Bodies are the right choice for economy, wiring speed and long life.

- Totally insulated body adds extra measure of safety.
- Nylon webs join two sections together which makes assembly of the device quick and easy.
- Patented locking lugs interlock the two sections together when the device is assembled providing a secure assembly.
- Powerful, cord-gripping jaws designed to eliminate conductor slip and strain on terminals.
- "TURN & PULL" marking is highly visible, reducing possible damage to equipment by attempting disconnection prior to unlocking.



HBL7594V



HBL7595V



Housing Design

- Totally insulated body adds extra measure of safety
- Abuse resistant nylon housing



Contacts

- The insulation displacement terminal reduces the time required for wire preparation and provides uniformity in the quality of termination
- Powerful, cord-gripping jaws designed to eliminate conductor slip and strain on terminals



One-Piece Design

- Nylon webs join two sections together which makes assembly of the device quick and easy
- Patented locking lugs interlock the two sections together when the device is assembled providing a secure assembly, even in the most abusive environments



Assembly

- Assembly screws have multiple drive heads for screwdriver versatility. Only two assembly screws are needed to close this device, make the wire terminations and retain the cord



Identification

- I.D. marking surface provides quick, sure circuit identification



Markings

- "TURN & PULL" marking is highly visible, reducing possible damage to equipment by attempting disconnection prior to unlocking




Midget Plugs and Flanged Inlets



HBL7465V



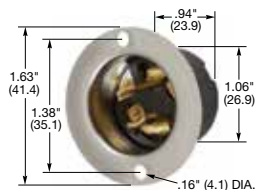
HBL7594V



HBL7594




HBL7570



HBL7466, HBL7467




HBL7595N



HBL7595

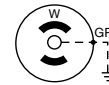


HBL7486N



HBL7486

IP20
SUITABILITY



15A 125V NEMA ML-1P **15A 125V NEMA ML-2P** **15A 125/250V AC NEMA ML-3P**

Plugs

Description	Cord Dia.	Catalog Number		
Valise® plug, black nylon.	.220"-.385" (5.6-9.8)	HBL7465V*	-	-
Valise® plug, black nylon, insulation displacement terminals.	.300"-.430" (7.6-10.9)	-	HBL7594V	-
Black nylon cover, phenolic body, multiple drive screw terminals.	.281"-.421" (7.1-10.7)	-	HBL7594	-
Angle plug, black nylon cover, phenolic body, multiple drive screw terminals.	.335"-.421" (8.5-10.7)	-	HBL7570	-
Valise® plug, black nylon, with insulation displacement terminals, multiple drive screws.	.300"-.430" (7.6-10.9)	-	-	HBL7485V*
Black nylon body, phenolic base, multiple drive screw terminals, cord grip.	.281"-.421" (7.1-10.7)	-	-	HBL7485*
Same as above, except angle cord grip.	.335"-.421" (8.5-10.7)	-	-	HBL7432*

Flanged Inlets

Description	Catalog Number		
Stainless steel flange, polarized, exposed terminals.	HBL7467*	-	-
Stainless steel flange, not polarized, exposed terminals.	HBL7466*	-	-
Exposed terminals, black nylon flange.	-	HBL7595N	-
Exposed terminals, stainless steel flange.	-	HBL7595	-
Covered terminals, stainless steel flange, accepts cord .500" (12.7) dia.	-	HBL7551	-
Exposed terminals, black nylon flange.	-	-	HBL7486N*
Exposed terminals, stainless steel flange.	-	-	HBL7486*

Note: See page B-6 for accessories.

*UL Listed only.

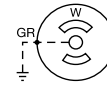
Male ML-2P devices have hollow center ground sleeves.

Male ML-3P devices have solid center neutral pins.

Dimensions in Inches (mm)

Midget Connector Bodies and Flanged Receptacles

IP20
SUITABILITY



Connector Bodies

Description	Cord Dia.	Catalog Number		
		15A 125V NEMA ML-1R	15A 125V NEMA ML-2R	15A 125/250V AC NEMA ML-3R
Valise® connector body, black nylon, polarized.	.220"-.385" (5.6-9.8)	HBL7464V*	-	-
Valise® connector body, black nylon, insulation displacement terminals.	.300"-.430" (7.6-10.9)	-	HBL7593V	-
Black nylon cover, phenolic body, screw terminals.	.281"-.421" (7.1-10.7)	-	HBL7593	-
Angle connector body, black nylon cover, phenolic body, screw terminals.	.335"-.421" (8.5-10.7)	-	HBL7571	-
Valise® type, black nylon, with insulation displacement terminals, multiple drive screws.	.300"-.430" (7.6-10.9)	-	-	HBL7484V*
Black nylon body, phenolic base, multiple drive screws, cord grip.	.281"-.421" (7.1-10.7)	-	-	HBL7484*
Same as above, except for angle cord grip.	.335"-.421" (8.5-10.7)	-	-	HBL7433*



Flanged Receptacles


Description	Catalog Number		
Stainless steel flange, exposed terminals.	HBL7468*	-	-
Exposed terminals, black nylon flange.	-	HBL7596N	-
Exposed terminals, stainless steel flange.	-	HBL7596	-
Covered terminals, stainless steel flange, accepts cord .500" (12.7) in dia.	-	HBL7598	-
Exposed terminals, black nylon flange.	-	-	HBL7487N*
Exposed terminals, stainless steel flange.	-	-	HBL7487*
Covered terminals, stainless steel flange, accepts cord .500" (12.7) in diameter.	-	-	HBL7489*

Note: See page B-6 for accessories.

*UL Listed only.

Female ML-2R devices have solid center ground pins.

Female ML-3R devices have hollow center neutral sleeves.



Dimensions in Inches (mm)



Midget Accessories



HBL7490V



HBL7459V



HBL4890



HBL7495V



HBL7440V



HBL4889

Weatherproof Accessories for ML-1

Description	Catalog Number
Seal-tite® cover, black elastomer, for use with a HBL7465V plug when used with a HBL7464V connector body or a HBL7464V connector when used with a flanged inlet.	HBL7490V*
Seal-tite® cover, black elastomer, for use with a HBL7464V connector body and combination of HBL7465V plug and HBL7490V cover.	HBL7459V*
Closure cover for use with HBL7466 or HBL7467. Bead chain is nickel-plated.	HBL4890

Weatherproof Accessories for ML-2

Description	Catalog Number
Seal-Tite® cover, black elastomer, for use with a HBL7594V plug when used with a HBL7593V connector body or a HBL7593V connector body when used with a flanged inlet.	HBL7495V*
Seal-Tite® cover, black elastomer, for use with a HBL7593V connector body and a combination of HBL7594V plug and HBL7495V cover.	HBL7440V*
Closure cover for use with HBL7595 or HBL7595N.	HBL4889

Weatherproof Accessories for ML-3

Description	Catalog Number
Seal-Tite® cover, black elastomer, for use with a HBL7485V or HBL7485 plug when used with a HBL7484V or HBL7484 connector body when used with a flanged inlet.	HBL7495V*
Seal-Tite® cover, black elastomer, for use with a HBL7484V or HBL7484 connector body and a combination of HBL7485V or HBL7485 plug and HBL7495V cover.	HBL7440V*
Closure cover for use with HBL7486 or HBL7486N.	HBL4889

*Note: *IP55 suitability when installed and used properly with plug and connector body combinations.*

Dimensions in Inches (mm)



Features and Benefits

Insulgrip® 15 Amp Plugs and Connector Bodies

Insulgrip products are synonymous with Hubbell's ongoing commitment to discovering ways to make products safer and last longer.

By encasing wiring devices in tough nylon housings, Insulgrip devices ensure high impact, heat, and chemical resistance while insulating current-carrying components from the user for maximum safety.

- The Insulgrip's cord gripping design clamps conductors, not just the cable jacket, making it the industry's most powerful cord grip with superior strain relief.
- Each Insulgrip device is manufactured with roomy, separate wiring chambers to insulate conductors and an individually molded face to keep out dust and debris that can cause contamination over time.



HBL4720C




HBL4729C



Housing Design

- Ribbed nylon housing provides a secure grip that's impact and chemical resistant
- Beveled housing prevents snagging when dragged across uneven surfaces
- Individually molded face for each blade configuration keeps debris out of plug interior



Internal Design

- Powerful cord grips clamp on individual conductors and outer cord jacket to prevent strain on terminations
- Individual wiring terminals are completely enclosed in their own separate chambers



Cord Range

- Integral VARI-SIZE® insert adjusts to a wide range of cord sizes: .230"-.720" (5.8-18.3)
- VARI-SIZE® pointer set to "smaller than gauge" position. Cord diameter range is .230"-.360" (5.8-9.0). Accepts slotted and Phillips head drivers



Assembly

- "Multiple drive" screw heads provide screwdriver versatility. Pocketed recess for cord grip screws deters slippage of the screwdriver



Identification

- Catalog number is visible on the device while in use for easy identification



Visual Verification

- Transparent angled wiring entrance holes guide conductor insertion and allow for quick visual verification of terminations



Features and Benefits

15 Amp Duplex Twist-Lock® Receptacles

Hubbell Wiring Device-Kellems line of duplex Twist-Lock® receptacles are designed to deliver premium service and longer life. This rugged product design establishes a new standard for 15 amp locking receptacles. A reinforced thermoplastic top and base encapsulates the brass alloy contacts that are locked together for unequalled assembly strength. Wiring and installation is simplified with back and side wire terminations, integral wire restraints, and combination head screws. The integral split circuit capability offers flexibility. Available in 2 pole, 3 wire configurations including isolated ground and corrosion resistant versions.

- Superior spring characteristics for increased contact force, secure connections and longer life.
- High-conductivity, corrosion resistant material for reliable, low resistance to fault currents.
- Easy and reliable installation for stranded and solid wire.
- Features split circuit capability in the field.
- The assembly locks together to make the most abuse resistant receptacle ever.



HBL4700



Housing Design

- Reinforced thermoplastic construction
- High impact and heat resistance provides maximum safety and longer life



Terminals

- Single point break-off tabs
- High performance internal wiring clamps and open terminal design provide for the use of forked terminals



One-Piece Design

- Mounting strap tabs lock the body and base together
- Brass mounting strap with stainless steel grounding clip



Contacts

- Single piece, all brass contacts
- All terminals are back and side wired including the ground



Identification

- I.D. marking surface provides quick, sure circuit identification



Center Rivet

- Square head, 10-thread bronze center rivet won't rotate, reduces stripping and resists corrosion

15 Amp, 125 Volts
2 Pole, 2 Wire, Non-Grounding

IP20
 SUITABILITY




15A 125V
NEMA L1-15P

Plugs

Description	Cord Dia.	Catalog Number
Black and white nylon, polarized. Multiple drive screws.	.230"-.720" (5.8-18.3)	HBL7545C

Note: See page B-49 for accessories.



HBL7545C

Flanged Inlets

Description	Catalog Number
Nylon casing, polarized, backwired, Multiple drive screws.	HBL7524C

Note: See page B-48 for accessories.



15A 125V
NEMA L1-15R

Connector Bodies

Description	Cord Dia.	Catalog Number
Black and white nylon. Multiple drive screws.	.230"-.720" (5.8-18.3)	HBL7506C

Note: See page B-49 for accessories.



HBL7524C

Receptacles

Description	Catalog Number
Duplex, flush, black phenolic.	HBL7540
Single, flush, black phenolic.	HBL7535
Single, panel mount, 1 ⁵ / ₁₆ " (49.2) centers, black phenolic.	HBL7498

Note: See pages B-48 and B-49 for accessories.

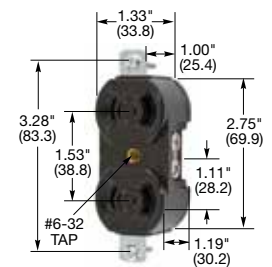


HBL7506C

Flanged Receptacles

Description	Catalog Number
Insulgrip nylon casing, backwired. Multiple drive screws.	HBL7526C
Metal flange, stainless steel casing, black phenolic, exposed terminals.	HBL7526

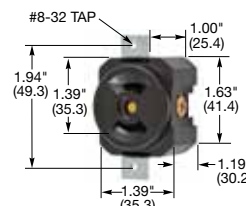
Note: See pages B-48 and B-49 for accessories.
 Only receptacles and plugs are HP rated.
 HP ratings are AC only.



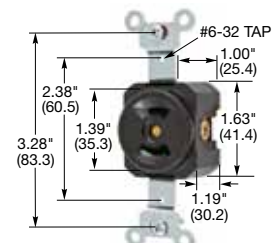
HBL7540



HBL7526C



HBL7498




HBL7535

Dimensions in Inches (mm)



**15 Amp, 125, 250 Volts and 277 Volts AC
2 Pole, 3 Wire, Grounding**

IP20
SUITABILITY



Plugs

Description	Cord Dia.	Catalog Number		
		15A 125V NEMA L5-15P	15A 250V NEMA L6-15P	15A 277V AC NEMA L7-15P
Insulgrip plug, black and white nylon. Multiple drive screws. Fed Spec WC596	.230"-.720" (5.8-18.3)	HBL4720C	HBL4570C	HBL4770C
All black nylon.	.230"-.720" (5.8-18.3)	HBL4720CBK	-	-
Insulgrip angle plug, 8 position angle, black and white nylon. Multiple drive screws.	.325"-.655" (8.3-16.6)	HBL4720CA	HBL4570CA	HBL4770CA
Insulgrip plug, corrosion resistant, yellow and white nylon. Multiple drive screws. Fed Spec WC596	.230"-.720" (5.8-18.3)	HBL47CM20C	HBL45CM70C	HBL47CM70C
Elastogrip® plug, yellow elastomer, dust tight.	300"-.655" (7.6-16.6)	HBL2447	-	-
Elastogrip plug, yellow elastomer, water/dust tight.	300"-.655" (7.6-16.6)	HBL24W47	-	-
Valise® plug, yellow nylon.	.220"-.660" (5.6-16.8)	HBL4723VY	HBL4573VY	HBL4773VY
Valise® plug, black nylon.	.220"-.660" (5.6-16.8)	HBL4723VBK	HBL4573VBK	HBL4773VBK

Note: See page B-49 for accessories.

Flanged Inlets

Description	Catalog Number		
Insulgrip flanged inlet, nylon casing, back wired.	HBL4716C	HBL4586C	HBL4786C
Stainless steel casing, brown phenolic.	HBL4716*	HBL4586*	HBL4786*
Corrosion resistant, stainless steel casing, yellow melamine.	HBL47CM16*	-	-

Note: See page B-48 for accessories.

HP ratings are AC only.

Only plugs are HP rated.

See page B-69 for technical information on Insulgrip devices.

*These flanged inlets will not accept Valise® connector bodies.

Dimensions in Inches (mm)

Twist-Lock® Devices



**15 Amp, 125, 250 Volts and 277 Volts AC
2 Pole, 3 Wire, Grounding**

IP20
SUITABILITY

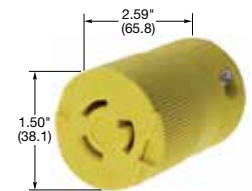


15A 125V NEMA L5-15R	15A 250V NEMA L6-15R	15A 277V AC NEMA L7-15R
-------------------------	-------------------------	----------------------------

Connector Bodies

Description	Cord Dia.	Catalog Number		
Insulgrip connector body, black and white nylon. Multiple drive screws.	.230"-.720" (5.8-18.3)	HBL4729C	HBL4579C	HBL4779C
All black nylon.	.230"-.720" (5.8-18.3)	HBL4729CBK	-	-
Insulgrip connector body, 8 position angle, black and white nylon. Multiple drive screws.	.325"-.655" (8.3-16.6)	HBL4729CA	-	-
Insulgrip connector body, corrosion resistant, yellow and white nylon. Multiple drive screws.	.230"-.720" (5.8-18.3)	HBL47CM29C	HBL45CM79C	HBL47CM79C
Elastogrip connector body, yellow elastomer, dust tight.	.300"-.655" (7.6-16.6)	HBL2547	-	-
Elastogrip® connector body, yellow elastomer, water/dust tight.	.300"-.655" (7.6-16.6)	HBL25W47**	-	-
Valise® connector body, yellow nylon.	.220"-.660" (5.6-16.8)	HBL4729VY	HBL4579VY	HBL4779VY
Valise® connector body, black nylon.	.220"-.660" (5.6-16.8)	HBL4729VBK	HBL4579VBK	HBL4779VBK

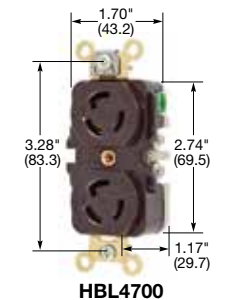
Note: See page B-49 for accessories.



Receptacles

Description	Catalog Number		
Duplex, flush, brown RTP face, back and side wired.	HBL4700*	HBL4550*	HBL4750*
Duplex, flush, ivory RTP face, back and side wired.	HBL4700I*	-	-
Duplex, ring terminal connection.	HBL4700RT*	HBL4550RT*	-
Duplex, isolated ground, flush, orange RTP face, back and side wired.	IG4700A*	IG4550A*	-
Duplex, corrosion resistant, yellow RTP face, back and side wired.	HBL47CM00*	-	-
Single, flush, black nylon face, back and side wired.	HBL4710	HBL4560	HBL4760
Same as HBL4760 without mounting screws, ears. Terminal screws backed out, back and side wired.	-	-	HBL4760C
Single, ring terminal connection.	HBL4710RT	HBL4560RT	-
Single, isolated ground, flush, orange nylon face, back and side wired.	IG4710	IG4560	-
Single, black nylon face mounted on a 4" (101.6) round box cover, back and side wired.	HBL4711	-	HBL4761
Single, panel mount, black nylon face, side wired only, 1.75" or 1.937" (44.5 or 49.2) mounting centers.	HBL4713	HBL4563	HBL4763

Note: See pages B-48 and B-49 for accessories.



Flanged Receptacles

Description	Catalog Number		
Insulgrip flanged receptacle, nylon casing, back wired.	HBL4715C	HBL4585C	HBL4785C
Stainless steel casing, brown phenolic.	HBL4715	HBL4585	HBL4785
Corrosion resistant, stainless steel casing, yellow melamine.	HBL47CM15	-	-

Note: See pages B-48 and B-49 for accessories.

HP ratings are AC only.

RTP is an abbreviation for reinforced thermoplastic polyester.

See section M for additional information on isolated ground devices.

*Supplied with break-off tabs for split circuit wiring.

**Watertight connector body IP55 suitability when closure plug is inserted or when installed and used properly with watertight plug.



Dimensions in Inches (mm)



Features and Benefits

Insulgrip® 20 and 30 Amp Plugs and Connector Bodies

Our 20 and 30 amp Insulgrip® plugs and connectors maintain Hubbell's classic integrity, solid construction and safety features that make these devices the "industry standard".

Insulgrip's cord gripping design clamps the conductors, not just the cable jacket, making it the industry's most powerful cord grip. The restyled cord grips provide a clean, one-piece look and makes it stronger.

Insulgrip's design guards against contamination. The nylon body and housing of the plugs and connectors are resistant to industrial chemicals, solvents and hydrocarbons. The face of each plug is molded specific to the blade configuration, eliminating holes that attract debris. And finally, our dust shield provides additional protection from contamination.

Additional features that make Insulgrip the industry standard are our improved contacts that provide better terminations, an exclusive double rivet design for the female contacts and an easy to read identification system.

The Hubbell Twist-Lock® line of plugs and connectors remain the broadest in the industry. Hubbell has you covered – proven performance, innovation and selection.



HBL2311



HBL2313



Housing Design

- Tough ribbed nylon housing for secure gripping
- Insulated nylon construction to keep non-current carrying parts from becoming energized



Internal Design

- Integral dust shield protects wiring chamber from dust or contaminants. Single-piece shield/housing eliminates need for separate step at installation
- Wiring chambers separate and positively insulate conductors and promote easy inspection



Cord Range

- Two-part cord grip tightens with two screws for maximum retention force
- Broad gripping area to accommodate wide range of cable diameters



Assembly

- Self-threading screws specially designed for secure assembly



Identification

- Product identification is visible while device is in use. Markings include catalog number and ratings printed in the IEC color scheme on the current-carrying portion of the device



Contacts

- Improved terminations include #10 multiple drive screws and thicker .080" clamping nuts
- Funneled holes to permit "straight-in" conductor insertion
- Contoured binding plates ensures strong wire retention



Features and Benefits

Insulgrip® Standard Locking Receptacles

Twist-Lock® receptacles combine functional design features, unparalleled quality to deliver pace-setting performance.

The high-impact nylon face of each Hubbell Twist-Lock receptacle has a colored ring. Keyed to an internationally recognized color coding scheme, this ring enables mating devices to be matched quickly. It's just one more example of user-oriented thinking at Hubbell.

The terminals in each Hubbell Twist-Lock receptacle are mechanically and electrically the finest available. These terminals incorporate unique design features to contain and hold conductors, including an external back wiring "wraparound" clamp, a wire restraint recess and more.

The materials used in every receptacle are of the highest quality. The all brass mounting system provides a safer, lower resistance ground path than those made of steel. The thick wall base is constructed of an engineered thermoplastic to offer the benefits of a thermoset, yet with much greater impact resistance.

Hubbell Twist-Lock Receptacles: Voltage color coding on the outside. Proven designs and quality materials on the inside. Any way you look at them, they are the standard of the industry.



HBL2310



Housing Design

- High-impact, abuse-resistant nylon face
- Glass-Reinforced thermoplastic polyester base (RTP) has the desirable characteristics of a thermoset material, including heat, flame resistance and dimensional stability. The impact resistance it provides, however, is much greater than that of a thermoset



Wiring Design

- Wire restraint recess for both back and side wiring, greatly reduces the possibility of loosening the terminal connection



Mounting Strap

- All-brass mounting and grounding system provides a lower resistance ground path and greater resistance to corrosion than steel mounting systems



Terminals

- #10 brass terminal screw provides greater strength and resistance to corrosion and stripping
- Anti-rotational clamp has a stop to limit the amount of cocking when only one side is used. Accommodates both back and side wiring



Identification

- Face color coding by voltage facilitates locating and mating of proper devices
- Boss diameter is 1.562" on 20 and 30A devices for simplifying installation and accessory selection



Contacts

- One-piece contact with long spring arm (low stress) and oxide cutting nibs: prevents stress and overheating associated with riveted contact and short spring arms



Features and Benefits

Watertight Safety-Shroud® Twist-Lock® System

Safety-Shroud

- Virtually eliminates bent and broken plug blades, leading to longer equipment life.
- Extends life of mating receptacles by eliminating damage caused by insertion of bent blades.
- Extra protection for personnel by significantly reducing chance of inadvertent contact with blades when connecting or disconnecting energized receptacles and connector bodies.
- Reduces exposure to arcing when connecting or disconnecting plugs under load.
- Compliance with California Code of Regulations, Title 8, Article 51, subsection 2510.7(b), which requires shrouding for devices exceeding 300 volts.
- Lockout/tagout hole allows compliance with OSHA regulation 29 CFR 1910.147.



HBL2731SW



HBL2733SW

Note: Works with Mechanical Interlocks, see page B-39 for additional information.




Housing Design

- One-piece, engineered thermoplastic housing is impact-resistant for heavy-duty industrial environments
- Blades are recessed for protection against bending and breaking
- Closure cap is included for environmental seal when device is not in use



Assembly

- Cord grip screw recess minimizes screwdriver slippage
- All screws are #10 multiple drive head



Cord Range

- Assorted TPE seal glands can accommodate a wide range of cord sizes from #16-3 Type SJ to #8-5 Type S, SO
- Sealing gland and thermoplastic guard assure sealing when fully connected



Panel or Box Mount Receptacles and Inlets

- High impact, thermoplastic housing for heavy-duty industrial environments
- Mounting screw recesses minimize screwdriver slippage
- Accepts all mating NEMA locking plugs and most connector bodies, allowing interchangeability with existing devices



Identification

- Catalog number and color-coded voltage rating are easily visible even when in use
- Alignment arrows and lock and unlock symbols provide a visual indication that devices are properly connected



Spring-Loaded Cover

- One-step, push-to-close, spring-loaded cover with latch allows for fast opening and closing of lift cover
- Result: environmental sealing is assured



Features and Benefits

Safety-Shroud® Twist-Lock® System

- Mates with most NEMA locking connector bodies.
- Virtually eliminates bent and broken plug blades.
- Provides protection for personnel by reducing chance of inadvertent contact with blades when connecting or disconnecting energized devices.
- Reduces exposure to arcing when connecting or disconnecting under load.
- Extends life of mating receptacles by eliminating damage caused by insertion of bent blades.
- Complies with California Code of Regulation, which requires shrouding for devices exceeding 300 volts.
- Lockout/tagout hole allows compliance to OSHA regulation 29 CFR 1910.147.
- Allows engagement with Mechanical Interlock Enclosure which virtually prevents make and break under load.



HBL2611S



HBL2610SR

Note: All screws are #10 multiple drive head.



Housing Design

- Impact resistant shroud made of engineered thermoplastic protects blades against bending or breaking



Housing Design

- Engineered thermoplastic housing is impact and corrosion resistant, making it suitable for heavy-duty industrial environments
- Accepts conventional NEMA locking plugs



Safety

- External keying on plug devices allows quick mating of devices
- Lockout/tagout hole allows compliance with OSHA regulation 29 CFR 1910.147



Safety-Shroud® Twist-Lock® Receptacles

- The Safety-Shroud Twist-Lock single gang receptacles were designed to mount in virtually all standard and FS/FD type boxes, allowing easy conversion of existing NEMA locking receptacles to Safety-Shroud Twist-Lock receptacles



Identification

- Catalog number and color-coded voltage rating are visible even when in use
- Alignment arrows with lock and unlock symbols provide a visual indication that devices are properly connected



Boxes Available

- The semi-flush receptacles install in (RACO type 242/255) boxes, with 1/2 raised 2-gang device mount covers (RACO type 778/841) and a 2-gang FD type box. Standard 4" and 4 1/16" square boxes 2 1/8" deep





Compatibility and Environmental Protection Chart

Twist-Lock® Receptacles



Twist-Lock® Connector Bodies



Twist-Lock® Plugs

 Watertight Safety-Shroud	YES Type 4X, Type 12	YES Type 4X, Type 12K	YES Type 1	NO	NO	YES Type 4X, Type 12	YES Type 1
 Safety-Shroud	YES Type 1	YES Type 1	YES Type 1	NO	NO	YES Type 1	YES Type 1
 Insulgrip	YES Type 1	NO	YES Type 1	YES Type 3R	YES Type 1	YES Type 1	YES Type 1

Twist-Lock® Inlets

 NEMA	NA	NA	NA	NA	NA	NO	YES Type 1
 Watertight Safety-Shroud	NA	NA	NA	NA	NA	YES Type 4X, Type 12	YES Type 1

- Type 1** Indoor
- Type 3R** Raintight
- Type 4X** Hose-directed water and corrosion resistant
- Type 12** Dust tight, drip-proof without knockouts
- Type 12K** Dust tight, drip-proof with knockouts
- YES** Interchangeable
- NO** Does not interchange
- NA** Not Applicable

Note: See Technical section for full description of enclosure types.



20 Amp, 250 Volts 2 Pole, 2 Wire, Non-Grounding



Plugs

20A 250V
NEMA L2-20P

Description	Cord Dia.	Catalog Number
Black and white nylon, polarized. Multiple drive screws.	.220"-.720" (5.6-18.3)	HBL7102C

Note: See page B-49 for accessories.

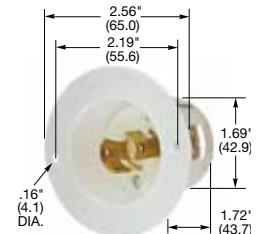


HBL7102C

Flanged Inlets

Description	Catalog Number
Nylon casing, back wired, polarized. Multiple drive screws.	HBL8815C

Note: See page B-48 for accessories.




HBL8815C

Connector Bodies

20A 250V
NEMA L2-20P

Description	Cord Dia.	Catalog Number
Black and white nylon. Multiple drive screws.	.220"-.720" (5.6-18.3)	HBL7101C

Note: See page B-49 for accessories.

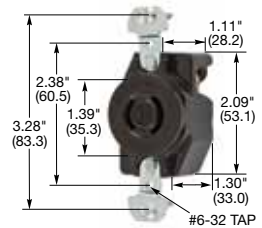


HBL7101C

Receptacles

Description	Catalog Number
Single, black phenolic.	HBL7210B
Single, mounted on 4" (101.6) round box cover, black phenolic.	HBL7217B

Note: See pages B-48 and B-49 for accessories.



HBL7210B


Flanged Receptacles

Description	Catalog Number
Insulgrip nylon casing, back wired. Multiple drive screws.	HBL8809C
Metal flange, stainless steel casing, black phenolic, exposed terminals.	HBL3226

Note: See pages B-48 and B-49 for accessories.
Only receptacles and plugs are HP rated.
HP ratings are AC only.




HBL8809C



HBL3226

Dimensions in Inches (mm)

20 Amp, 125, 250 Volts and 277 Volts AC 2 Pole, 3 Wire, Grounding




HBL2321SW



HBL2321S



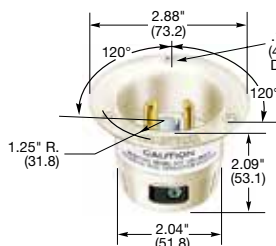
HBL2311



HBL2311VY



HBL2325SW



HBL2315

Dimensions in Inches (mm)

Plugs



20A 125V NEMA L5-20P	20A 250V NEMA L6-20P	20A 277V AC NEMA L7-20P
-------------------------	-------------------------	----------------------------

Watertight Safety-Shroud®

IP66 SUITABILITY UL Type 4x, 12

Description	Cord Dia.	Catalog Number		
Black Valox® housing, white Valox® clamps.	.360"-.930" (9-24)	HBL2311SW	HBL2321SW	HBL2331SW

Safety-Shroud®

IP20 SUITABILITY

Description	Cord Dia.	Catalog Number		
Black and white nylon body, white Valox® shroud. Can be used with the Insulgrip Connector Bodies.	.360"-.930" (9-24)	HBL2311S	HBL2321S	HBL2331S

Note: See page B-40 for accessories.

Insulgrip®

IP20 SUITABILITY

Description	Cord Dia.	Catalog Number		
Black and white nylon.	.360"-.930" (9-24)	HBL2311	HBL2321	HBL2331
Corrosion resistant, yellow nylon.	.360"-.930" (9-24)	HBL23CM11	HBL23CM21	-
All black nylon.	.360"-.930" (9-24)	HBL2311BK	HBL2321BK	-
Cord clamps with removable inserts. All black nylon.	.360"-.930" (9-24)	HBL2311EBK	HBL2321EBK	-

Note: See page B-51 for accessories.

Valise®

IP20 SUITABILITY



Description	Cord Dia.	Catalog Number		
Yellow nylon.	.325"-.720" (8.26-18.3)	HBL2311VY	HBL2321VY	HBL2331VY
Corrosion resistant, yellow nylon.	.325"-.720" (8.26-18.3)	HBL23CM11V	-	-
Black nylon.	.325"-.720" (8.26-18.3)	HBL2311VBK	HBL2321VBK	HBL2331VBK

Note: See page B-51 for accessories.

Flanged Inlets

Watertight Safety-Shroud®

IP66 SUITABILITY UL Type 4x, 12

Description	Catalog Number		
Gray Valox® housing and flange.	HBL2315SW	HBL2325SW	HBL2335SW
Gray Valox® housing and flange, reverse service (Not shown).	-	HBL2325SWR	-

Note: See page B-54 for accessories.

Insulgrip®

IP20 SUITABILITY

Description	Catalog Number		
Nylon casing, back wired.	HBL2315	HBL2325	HBL2335

Note: See page B-50 for accessories.

See pages B-69 and B-70 for technical information on Twist-Lock and Watertight Safety-Shroud devices.

See page B-74 for technical information on Valise® plugs and connectors.

HBLMITL - For use with Watertight Safety-Shroud receptacles, see page B-39.



Valox® is a trademark of SABIC Innovative Plastics, acquired from General Electric Company.

Twist-Lock® Devices



**20 Amp, 125, 250 Volts and 277 Volts AC
2 Pole, 3 Wire, Grounding**



Connector Bodies

**20A 125V
NEMA L5-20P**

**20A 250V
NEMA L6-20P**

**20A 277V AC
NEMA L7-20P**

Watertight Safety-Shroud®

IP66 SUITABILITY UL Type 4x, 12

Description	Cord Dia.	Catalog Number		
Black Valox® housing, white Valox® clamps.	.360"-.930" (9-24)	HBL2313SW	HBL2323SW	HBL2333SW

Insulgrip®

IP20 SUITABILITY

Description	Cord Dia.	Catalog Number		
Black and white nylon.	.360"-.930" (9-24)	HBL2313	HBL2323	HBL2333
Corrosion resistant, yellow nylon.	.360"-.930" (9-24)	HBL23CM13	HBL23CM23	-
All black nylon.	.360"-.930" (9-24)	HBL2313BK	HBL2323BK	-
Cord clamps with removable inserts. All black nylon.	.360"-.930" (9-24)	HBL2313EBK	HBL2323EBK	-

Note: See page B-51 for accessories.

Valise®

IP20 SUITABILITY



Description	Cord Dia.	Catalog Number		
Yellow nylon.	.325"-.720" (8.26-18.3)	HBL2313VY	HBL2323VY	-
Black nylon.	.325"-.720" (8.26-18.3)	HBL2313VBK	HBL2323VBK	HBL2333VBK

Note: See page B-51 for accessories.

Receptacles

Watertight Safety-Shroud®

IP66 SUITABILITY UL Type 4x, 12

Description	Catalog Number		
Gray Valox® housing and flange, back wired.	HBL2310SW	HBL2320SW	HBL2330SW

Note: See page B-54 for accessories.

Safety-Shroud® Twist-Lock®

IP20 SUITABILITY

Description	Catalog Number		
Gray Valox® angle housing, one gang, back wired.	HBL2310AR	HBL2320AR	HBL2330AR
Gray Valox® surface mounting, one gang, back wired.	HBL2310SR	HBL2320SR	HBL2330SR
Gray Valox® semi-flush, two gang, back wired.	HBL2310SR2	HBL2320SR2	HBL2330SR2

Note: See page B-54 for accessories.

Single Flush Receptacles

IP20 SUITABILITY

Description	Catalog Number		
Black nylon face, back and side wired.	HBL2310	HBL2320	HBL2330
Blue nylon face, back and side wired.	HBL2310M7	HBL2320M4	-
Isolated ground, orange nylon face, back and side wired.	IG2310	IG2320	-
Corrosion resistant, yellow nylon face, back and side wired.	HBL23CM10	-	-
Ring terminal connection.	HBL2310RT	HBL2320RT	-

Note: See page B-50 for accessories.

Insulgrip® Flanged Receptacles


Description	Catalog Number		
Nylon casing, back wired.	HBL2316	HBL2326	HBL2336

Note: See page B-50 for accessories.


Valox® is a trademark of SABIC Innovative Plastics, acquired from General Electric Company.




HBL2323SW



HBL2313



HBL2313VY



HBL2320SW



HBL2320AR



HBL2320SR

Dimensions in Inches (mm)

20 Amp, 125/250, 3Ø 250 and 3Ø 480 Volts AC
3 Pole, 4 Wire, Grounding



HBL2421SW



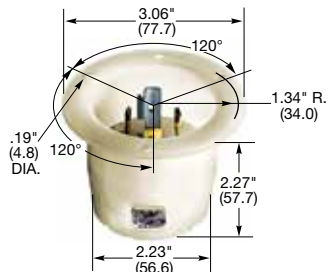
HBL2421S



HBL2411



HBL2425SW



HBL2415



20A 125/250V AC
NEMA L14-20P



20A 3Ø 250V AC
NEMA L15-20P



20A 3Ø 480V AC
NEMA L16-20P

Plugs

Watertight Safety-Shroud®

IP66 SUITABILITY UL Type 4x, 12

Description	Cord Dia.	Catalog Number		
Black Valox® housing, white Valox® clamps.	.350"-1.150" (9-29)	HBL2411SW	HBL2421SW	HBL2431SW

Safety-Shroud®

IP20 SUITABILITY

Description	Cord Dia.	Catalog Number		
Black and white nylon body, white Valox® shroud. Can be used with the Insulgrip Connector Bodies.	.350"-1.150" (9-29)	HBL2411S	HBL2421S	HBL2431S

Note: See page B-40 for accessories.

Insulgrip®

IP20 SUITABILITY

Description	Cord Dia.	Catalog Number		
Black and white nylon.	.350"-1.150" (9-29)	HBL2411	HBL2421	HBL2431
Corrosion resistant, yellow nylon.	.350"-1.150" (9-29)	HBL24CM11	HBL24CM21	HBL24CM31
All black nylon.	.350"-1.150" (9-29)	HBL2411BK	-	-

Note: See page B-53 for accessories.

Flanged Inlets

Watertight Safety-Shroud®

IP66 SUITABILITY UL Type 4x, 12

Description	Catalog Number		
Gray Valox® housing and flange.	HBL2415SW	HBL2425SW	HBL2435SW

Note: See page B-54 for accessories.

Insulgrip®

IP20 SUITABILITY

Description	Catalog Number		
Nylon casing, back wired.	HBL2415	HBL2425	HBL2435

Note: See page B-52 for accessories.

See pages B-69 and B-70 for technical information on Twist-Lock and Watertight Safety-Shroud devices.



HBLMITL - For use with Watertight Safety-Shroud receptacles, see page B-39.

Dimensions in Inches (mm)

Valox® is a trademark of SABIC Innovative Plastics, acquired from General Electric Company.

Twist-Lock® Devices



**20 Amp, 125/250, 3Ø 250 and 3Ø 480 Volts AC
3 Pole, 4 Wire, Grounding**



Connector Bodies

20A 125/250V AC
NEMA L14-20R

20A 3Ø 250V AC
NEMA L15-20R

20A 3Ø 480V AC
NEMA L16-20R

Watertight Safety-Shroud®

IP66 SUITABILITY UL Type 4x, 12

Description	Cord Dia.	Catalog Number		
Black Valox® housing, white Valox® clamps.	.350"-1.150" (9-29)	HBL2413SW	HBL2423SW	HBL2433SW



HBL2423SW

Insulgrip®

IP20 SUITABILITY

Description	Cord Dia.	Catalog Number		
Black and white nylon.	.350"-1.150" (9-29)	HBL2413	HBL2423	HBL2433
Corrosion resistant, yellow nylon.	.350"-1.150" (9-29)	HBL24CM13	HBL24CM23	HBL24CM33
All black nylon.	.350"-1.150" (9-29)	HBL2413BK	-	-



HBL2413

Receptacles

Watertight Safety-Shroud®

IP66 SUITABILITY UL Type 4x, 12

Description	Catalog Number		
Gray Valox® housing and flange, back wired.	HBL2410SW	HBL2420SW	HBL2430SW

Note: See page B-54 for accessories.



HBL2420SW

Safety-Shroud® Twist-Lock®

IP20 SUITABILITY

Description	Catalog Number		
Gray Valox® angle housing, one gang, back wired.	HBL2410AR	HBL2420AR	HBL2430AR
Gray Valox® surface mounting, one gang, back wired.	HBL2410SR	HBL2420SR	HBL2430SR
Gray Valox® semi-flush, two gang, back wired.	HBL2410SR2	HBL2420SR2	HBL2430SR2

Note: See page B-54 for accessories.

Single Flush Receptacles

IP20 SUITABILITY

Description	Catalog Number		
Black nylon face, back and side wired.	HBL2410	HBL2420	HBL2430
Isolated ground, orange nylon face, back and side wired.	IG2410	IG2420	-
Ring terminal connection.	HBL2410RT	HBL2420RT	-

Note: See page B-52 for accessories.



HBL2420AR

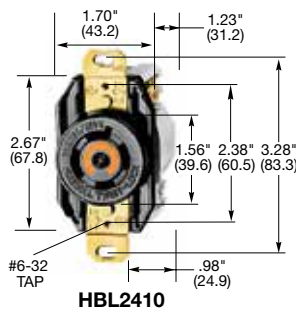
Insulgrip® Flanged Receptacles

Description	Catalog Number		
Nylon casing, back wired.	HBL2416	HBL2426	HBL2436

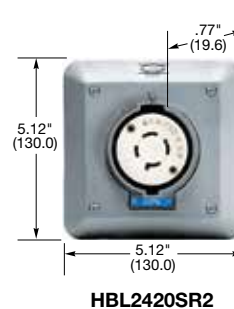
Note: See page B-52 for accessories.



HBL2416



HBL2410



HBL2420SR2



HBL2420SR

Valox® is a trademark of SABIC Innovative Plastics, acquired from General Electric Company.

Dimensions in Inches (mm)

20 Amp, 347, 480, 600 and 125/250 Volts AC
2 Pole, 3 Wire, Grounding and 3 Pole, 3 Wire, Non-Grounding



HBL2341

Plugs

IP20
SUITABILITY



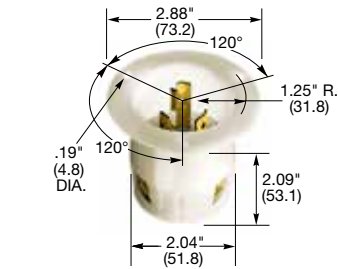
Description	Cord Dia.	Catalog Number			
		20A 347V AC NEMA L24-20P	20A 480V AC NEMA L8-20P	20A 600V AC NEMA L9-20P	20A 125/250V AC NEMA L10-20P
Black and white nylon.	.360"-.930" (9-24)	HBL3721	HBL2341	HBL2351	-
Black and white nylon (Not shown).	.300"-1.050" (7.6-26.7)	-	-	-	HBL2361

Note: See page B-51 for accessories.

Flanged Inlets

Description	Catalog Number			
Nylon casing, back wired.	HBL3725	HBL2345	HBL2355	HBL2365

Note: See page B-50 for accessories.



HBL2345

IP20
SUITABILITY



Connector Bodies

Description	Cord Dia.	Catalog Number			
		20A 347V AC NEMA L24-20R	20A 480V AC NEMA L8-20R	20A 600V AC NEMA L9-20R	20A 125/250V AC NEMA L10-20R
Black and white nylon.	.360"-.930" (9-24)	HBL3723	HBL2343	HBL2353	-
Black and white nylon (Not shown).	.300"-1.050" (7.6-26.7)	-	-	-	HBL2363

Note: See page B-51 for accessories.



HBL2343

Single Flush Receptacles

Description	Catalog Number			
Black nylon face, back and side wired.	HBL3720	HBL2340	HBL2350	HBL2360
Watertight Safety-Shroud®, gray Valox® housing and flange, back and side wired, (Not shown).	-	HBL2340SW	-	-
Isolated ground, orange nylon face, back and side wired.	-	IG2340	-	-

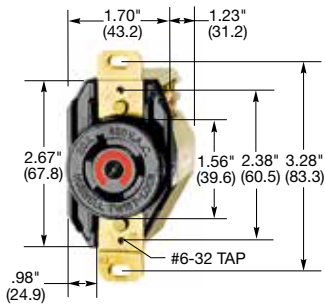
Note: See page B-50 for accessories.

Flanged Receptacles

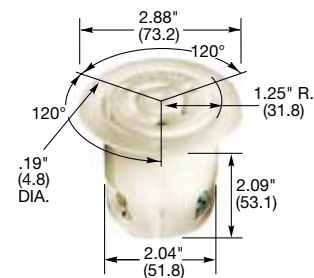
Description	Catalog Number			
Nylon casing, back wired.	HBL3726	HBL2346	HBL2356	HBL2366

Note: See page B-50 for accessories.

See page B-69 for technical information.
 See page B-37 for switched enclosure.
 See page B-40 for Add-A-Shroud® kit. For use with connector bodies.
 Only receptacles and plugs up to 480V AC are HP rated.
 HP ratings are AC only.



HBL2340



HBL2346

Dimensions in Inches (mm)

Valox® is a trademark of SABIC Innovative Plastics, acquired from General Electric Company.

Twist-Lock® Devices



20 Amp, 3ØY 120/208, 277/480 and 347/600 Volts AC 4 Pole, 4 Wire, Non-Grounding

IP20
SUITABILITY



20A 3ØY 120/208V AC
NEMA L18-20P

20A 277/480V AC
NEMA L19-20P

20A 347/600V AC
NEMA L20-20P

Plugs

Description	Cord Dia.	Catalog Number		
Black and white nylon.	.350"-1.150" (9-29)	HBL2441	HBL2451	HBL2461

Note: See page B-53 for accessories.

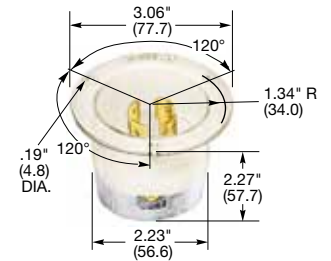


HBL2441

Flanged Inlets

Description	Catalog Number		
Nylon casing, back wired.	HBL2445	HBL2455	HBL2465

Note: See page B-52 for accessories.



HBL2445

Connector Bodies

IP20
SUITABILITY



20A 3ØY 120/208V AC
NEMA L18-20P

20A 277/480V AC
NEMA L19-20P

20A 347/600V AC
NEMA L20-20P

Description	Cord Dia.	Catalog Number		
Black and white nylon.	.350"-1.150" (9-29)	HBL2443	HBL2453	HBL2463

Note: See page B-53 for accessories.

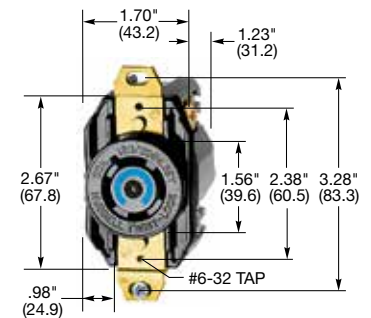


HBL2443

Single Flush Receptacles

Description	Catalog Number		
Black nylon face, back and side wired.	HBL2440	HBL2450	HBL2460

Note: See page B-52 for accessories.



HBL2440

Flanged Receptacles

Description	Catalog Number		
Nylon casing, back wired.	HBL2446	HBL2456	HBL2466

Note: See page B-52 for accessories.

See page B-69 for technical information.

See page B-37 for switched enclosure.

See page B-40 for Add-A-Shroud® kit. For use with connector bodies.

Only receptacles and plugs up to 480V AC are HP rated.

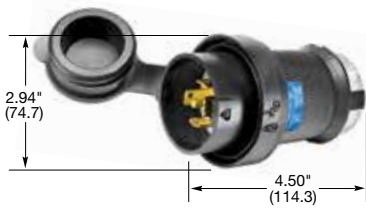
HP ratings are AC only.



HBL2446

Dimensions in Inches (mm)

**20 Amp, 3ØY 120/208, 277/480 and 347/600 Volts AC
4 Pole, 5 Wire, Grounding**



HBL2511SW



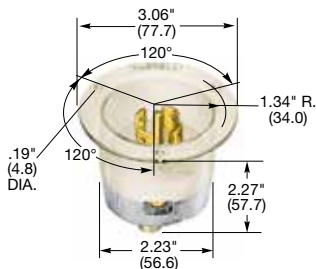
HBL2511S



HBL2511



HBL2515SW



HBL2515



HBL3PT2511

Dimensions in Inches (mm)

Plugs



20A 3ØY 120/208V AC
NEMA L21-20P

20A 3ØY 277/480V AC
NEMA L22-20P

20A 3ØY 347/600V AC
NEMA L23-20P

Watertight Safety-Shroud®

IP66 SUITABILITY

UL Type 4x, 12

Description	Cord Dia.	Catalog Number		
Black Valox® housing, white Valox® clamps.	.350"-1.150" (9-29)	HBL2511SW	-	-

Safety-Shroud®

IP20 SUITABILITY

Description	Cord Dia.	Catalog Number		
Black and white nylon body, white Valox® shroud. Can be used with the Insulgrip Connector Bodies.	.350"-1.150" (9-29)	HBL2511S	-	-

Note: See page B-40 for accessories.

Insulgrip®

IP20 SUITABILITY

Description	Cord Dia.	Catalog Number			
Black and white nylon.	.350"-1.150" (9-29)	HBL2511	HBL2521	HBL2531	
All black nylon.	.350"-1.150" (9-29)	HBL2511BK	-	-	
Corrosion resistant, yellow nylon.	.350"-1.150" (9-29)	HBL25CM11	-	-	
Black and white for flat cable.	.350"-1.150" (9-29)	HBL2511FC	-	-	

Note: See page B-53 for accessories.

Flanged Inlets

Watertight Safety-Shroud®

IP66 SUITABILITY

UL Type 4x, 12

Description	Catalog Number		
Gray Valox® housing and flange.	HBL2515SW	-	-

Note: See page B-52 for accessories.

Insulgrip®

IP20 SUITABILITY

Description	Catalog Number			
Nylon casing, back wired.	HBL2515	HBL2525	HBL2535	

Note: See page B-52 for accessories.

See pages B-69 and B-70 for technical information on Twist-Lock and Watertight Safety-Shroud devices.

Twist-Lock® 3-Phase Circuit Tester



Description	Rating	Catalog Number		
3-Phase Circuit Tester	3Ø 120/208V AC Min. Voltage: 90V AC	HBL3PT2511	-	-

Note: Testers in other NEMA configurations can be developed upon request.

HBLMITL - For use with Watertight Safety-Shroud receptacles, see page B-39.



Valox® is a trademark of SABIC Innovative Plastics, acquired from General Electric Company.

Twist-Lock® Devices



20 Amp, 3ØY 120/208, 277/480 and 347/600 Volts AC
4 Pole, 5 Wire, Grounding



20A 3ØY 120/208V AC NEMA L21-20R	20A 3ØY 277/480V AC NEMA L22-20R	20A 3ØY 347/600V AC NEMA L23-20R
-------------------------------------	-------------------------------------	-------------------------------------

Connector Bodies

Watertight Safety-Shroud®

IP66 SUITABILITY UL Type 4x, 12

Description	Cord Dia.	Catalog Number		
Black Valox® housing, white Valox® clamps.	.350"-1.150" (9-29)	HBL2513SW	-	-



HBL2513SW

Insulgrip®

IP20 SUITABILITY

Description	Cord Dia.	Catalog Number			
Black and white nylon.	.350"-1.150" (9-29)	HBL2513	HBL2523	HBL2533	
All black nylon.	.350"-1.150" (9-29)	HBL2513BK	-	-	
Corrosion resistant, yellow nylon.	.350"-1.150" (9-29)	HBL25CM13	-	-	
Black and white for flat cable.	.350"-1.150" (9-29)	HBL2513FC	-	-	



HBL2513

Note: See page B-53 for accessories.

Receptacles

Watertight Safety-Shroud®

IP66 SUITABILITY UL Type 4x, 12

Description	Catalog Number		
Gray Valox® housing and flange, back wired.	HBL2510SW	-	-

Note: See page B-54 for accessories.



HBL2510SW

Safety-Shroud® Twist-Lock®

IP20 SUITABILITY

Description	Catalog Number		
Gray Valox® angle housing, one gang, back wired.	HBL2510AR	-	-
Gray Valox® surface mounting, one gang, back wired.	HBL2510SR	-	-
Gray Valox® semi-flush, two gang, back wired.	HBL2510SR2	-	-

Note: See page B-54 for accessories.



HBL2510AR

Single Flush Receptacles

IP20 SUITABILITY

Description	Catalog Number			
Black nylon face, back and side wired.	HBL2510	HBL2520*	HBL2530*	
Isolated ground, orange nylon face, back and side wired.	IG2510	-	-	

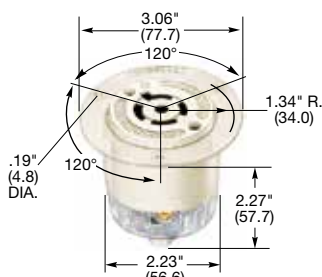
Note: *Not Fed Spec.

See page B-52 for accessories.

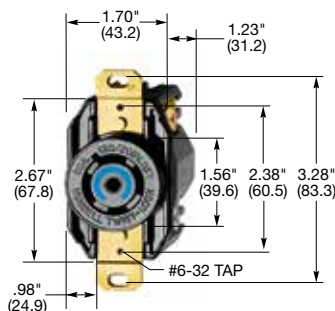
Insulgrip® Flanged Receptacles

Description	Catalog Number			
Nylon casing, back wired.	HBL2516	HBL2526	HBL2536	

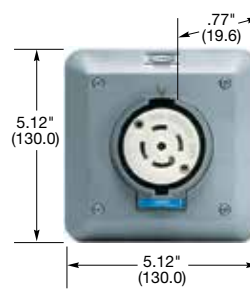
Note: See page B-52 for accessories.



HBL2516



HBL2510



HBL2510SR2

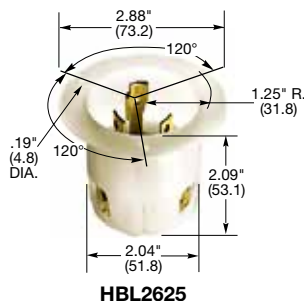


HBL2510SR

Valox® is a trademark of SABIC Innovative Plastics, acquired from General Electric Company.

Dimensions in Inches (mm)

30 Amp, 125, 250 Volts and 277 Volts AC 2 Pole, 3 Wire, Grounding



30A 125V NEMA L5-30P	30A 250V NEMA L6-30P	30A 277V AC NEMA L7-30P
---------------------------------	---------------------------------	------------------------------------

Plugs

Watertight Safety-Shroud®

IP66 SUITABILITY UL Type 4x, 12

Description	Cord Dia.	Catalog Number		
Black Valox® housing, white Valox® clamps.	.325"-.930" (9-24)	HBL2611SW	HBL2621SW	-

Safety-Shroud®

IP20 SUITABILITY

Description	Cord Dia.	Catalog Number		
Black and white nylon body, white Valox® shroud. Can be used with the Insulgrip Connector Bodies.	.360"-.930" (9-24)	HBL2611S	HBL2621S	-

Note: See page B-40 for accessories.

Insulgrip®

IP20 SUITABILITY

Description	Cord Dia.	Catalog Number		
Black and white nylon.	.360"-.930" (9-24)	HBL2611	HBL2621	HBL2631
Heat stabilized, gray nylon, 220° F (104° C).	.360"-.930" (9-24)	HBL2611F	HBL2621F	-
Corrosion resistant, yellow nylon.	.360"-.930" (9-24)	HBL26CM11	HBL26CM21	-
All black nylon.	.360"-.930" (9-24)	HBL2611BK	HBL2621BK	-

Note: See page B-51 for accessories.

Valise®

IP20 SUITABILITY

Description	Cord Dia.	Catalog Number		
Yellow nylon.	.590"-.930" (15.0-23.6)	HBL2611VY	HBL2621VY	-
Corrosion resistant, yellow nylon.	.590"-.930" (15.0-23.6)	HBL26CM11V	-	-
Black nylon.	.590"-.930" (15.0-23.6)	HBL2611VBK	HBL2621VBK	-

Note: See page B-51 for accessories.

Flanged Inlets

Watertight Safety-Shroud®

IP66 SUITABILITY UL Type 4x, 12

Description	Catalog Number		
Gray Valox® housing and flange.	HBL2615SW	HBL2625SW	-
Reverse service, gray Valox® housing and flange (use with HBL2613SR), (Not shown).	HBL2615SWR	-	-

Note: See page B-54 for accessories.

Insulgrip®

IP20 SUITABILITY

Description	Catalog Number		
Nylon casing, back wired.	HBL2615	HBL2625	HBL2635
Heat stabilized, gray nylon, 220° F (104° C).	HBL2615F	HBL2625F	-
Nylon casing, weather protective, die cast aluminum, back wired, self closing lift cover.	HBL2615M3	-	-

Note: See page B-50 for accessories.

See pages B-69 and B-70 for technical information on Twist-Lock and Watertight Safety-Shroud devices.
See page B-74 for technical information on Valise plugs and connectors.

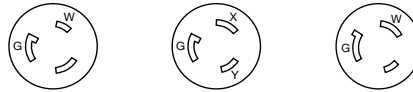
Dimensions in Inches (mm)

Valox® is a trademark of SABIC Innovative Plastics, acquired from General Electric Company.

Twist-Lock® Devices



**30 Amp, 125, 250 Volts and 277 Volts AC
2 Pole, 3 Wire, Grounding**



Connector Bodies

Description	Cord Dia.	IP66 SUITABILITY		
		30A 125V NEMA L5-30P	30A 250V NEMA L6-30P	30A 277V AC NEMA L7-30P
Watertight Safety-Shroud®		UL Type 4x, 12		
Black Valox® housing, white Valox® clamps.	.360"-.930" (9-24)	HBL2613SW	HBL2623SW	-
Reverse service, black Valox® housing, white Valox® clamps (use with HBL2615SWR), (Not shown).	.360"-.930" (9-24)	HBL2613SR	-	-

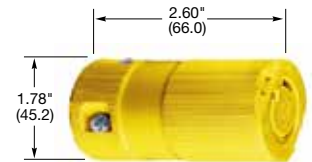


HBL2613SW

Description	Cord Dia.	IP20 SUITABILITY		
		30A 125V NEMA L5-30P	30A 250V NEMA L6-30P	30A 277V AC NEMA L7-30P
Insulgrip®		UL Type 4x, 12		
Black and white nylon.	.360"-.930" (9-24)	HBL2613	HBL2623	HBL2633
Heat stabilized, gray nylon, 220° F (104° C).	.360"-.930" (9-24)	HBL2613F	HBL2623F	-
Corrosion resistant, yellow nylon.	.360"-.930" (9-24)	HBL26CM13	HBL26CM23	-
All black nylon.	.360"-.930" (9-24)	HBL2613BK	HBL2623BK	-



HBL2623



HBL2613VY

Note: See page B-51 for accessories.

Description	Cord Dia.	IP20 SUITABILITY		
		30A 125V NEMA L5-30P	30A 250V NEMA L6-30P	30A 277V AC NEMA L7-30P
Valise®		UL Type 4x, 12		
Yellow nylon.	.590"-.930" (15.0-23.6)	HBL2613VY	HBL2623VY	-
Corrosion resistant, yellow nylon.	.590"-.930" (15.0-23.6)	HBL26CM13V	-	-
Black nylon.	.590"-.930" (15.0-23.6)	HBL2613VBK	HBL2623VBK	-



HBL2610SW

Note: See page B-51 for accessories.

Receptacles

Description	Catalog Number	IP66 SUITABILITY		
		30A 125V NEMA L5-30P	30A 250V NEMA L6-30P	30A 277V AC NEMA L7-30P
Watertight Safety-Shroud®		UL Type 4x, 12		
Gray Valox® housing and flange, back wired.	HBL2610SW	HBL2620SW	-	

Note: See page B-54 for accessories.

Description	Catalog Number	IP20 SUITABILITY		
		30A 125V NEMA L5-30P	30A 250V NEMA L6-30P	30A 277V AC NEMA L7-30P
Safety-Shroud® Twist-Lock®		UL Type 4x, 12		
Gray Valox® angle housing, one gang, back wired.	HBL2610AR	HBL2620AR	-	
Gray Valox® surface mounting, one gang, back wired.	HBL2610SR	HBL2620SR	-	
Gray Valox® semi-flush, two gang, back wired.	HBL2610SR2	HBL2620SR2	-	

Note: See page B-54 for accessories.

Description	Catalog Number	IP20 SUITABILITY		
		30A 125V NEMA L5-30P	30A 250V NEMA L6-30P	30A 277V AC NEMA L7-30P
Single Flush Receptacles		UL Type 4x, 12		
Black nylon face, back and side wired.	HBL2610	HBL2620	HBL2630	
Blue nylon face, back and side wired.	HBL2610M6	HBL2620M6	-	
Isolated ground, orange nylon face, back and side wired.	IG2610	IG2620	-	
Corrosion resistant, yellow nylon face, back and side wired.	HBL26CM10	HBL26CM20	-	
Ring terminal connection.	HBL2610RT	HBL2620RT	-	

Note: See page B-50 for accessories.

Description	Catalog Number	IP20 SUITABILITY		
		30A 125V NEMA L5-30P	30A 250V NEMA L6-30P	30A 277V AC NEMA L7-30P
Insulgrip® Flanged Receptacles		UL Type 4x, 12		
Nylon casing, back wired.	HBL2616	HBL2626	HBL2636	
Heat stabilized, gray nylon, 220° F (104° C).	HBL2616F	HBL2626F	-	

Note: See page B-50 for accessories.



HBL2620AR



HBL2620SR

Valox® is a trademark of SABIC Innovative Plastics, acquired from General Electric Company.

Dimensions in Inches (mm)

30 Amp, 125/250 and 3Ø 250 Volts AC
3 Pole, 3 Wire, Non-Grounding and 3 Pole, 4 Wire, Grounding



30A 125/250V AC NEMA L10-30P	30A 125/250V AC NEMA L14-30P	30A 3Ø 250V AC NEMA L15-30P
---------------------------------	---------------------------------	--------------------------------



HBL2711SW



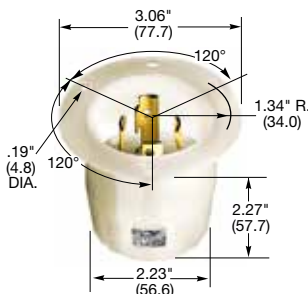
HBL2711S



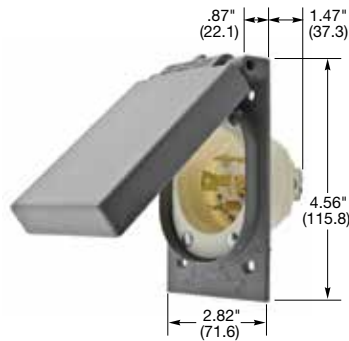
HBL2711



HBL2715SW



HBL2715



HBL2715M3

Plugs

Watertight Safety-Shroud®

Description	Cord Dia.	Catalog Number	IP66 SUITABILITY	UL Type 4x, 12
Black Valox® housing, white Valox® clamps.	.350"-1.150" (9-29)	-	HBL2711SW	HBL2721SW

Safety-Shroud®

Description	Cord Dia.	Catalog Number	IP20 SUITABILITY
Black and white nylon body, white Valox® shroud. Can be used with the Insulgrip Connector Bodies.	.350"-1.150" (9-29)	-	HBL2711S HBL2721S

Note: See page B-40 for accessories.

Insulgrip®

Description	Cord Dia.	Catalog Number	IP20 SUITABILITY
Black and white nylon.	.350"-1.150" (9-29)	-	HBL2711 HBL2721
Black and white nylon, (Not shown).	.300"-.950" (7.6-24.1)	HBL2661	-
Corrosion resistant, yellow nylon.	.350"-1.150" (9-29)	-	HBL27CM11 HBL27CM21
All black nylon.	.350"-1.150" (9-29)	-	HBL2711BK -

Note: See page B-53 for accessories.

Flanged Inlets

Watertight Safety-Shroud®

Description	Catalog Number	IP66 SUITABILITY	UL Type 4x, 12
Gray Valox® housing and flange.	-	HBL2715SW	HBL2725SW
Reverse service, gray Valox® housing and flange (use with HBL2713SR), (Not shown).	-	HBL2715SWR	-

Note: See page B-54 for accessories.

Insulgrip®

Description	Catalog Number	IP20 SUITABILITY
Nylon casing, back wired.	-	HBL2715 HBL2725
Nylon casing, back wired, (Not shown).	HBL2665	-
Nylon casing, weather protective, die cast aluminum, back wired, self closing lift cover.	-	HBL2715M3 -

Note: See page B-52 for accessories.

See pages B-69 and B-70 for technical information on Twist-Lock and Watertight Safety-Shroud devices.



HBLMITL - For use with Watertight Safety-Shroud receptacles and reverse service inlet, see page B-39.

Dimensions in Inches (mm)

Valox® is a trademark of SABIC Innovative Plastics, acquired from General Electric Company.

Twist-Lock® Devices



**30 Amp, 125/250 and 3Ø 250 Volts AC
3 Pole, 3 Wire, Non-Grounding and
3 Pole, 4 Wire, Grounding**



Connector Bodies

30A 125/250V AC
NEMA L10-30R

30A 125/250V AC
NEMA L14-30R

30A 3Ø 250V AC
NEMA L15-30R

Watertight Safety-Shroud®

IP66 SUITABILITY UL Type 4x, 12

Description	Cord Dia.	Catalog Number		
Black Valox® housing, white Valox® clamps.	.350"-1.150" (9-29)	-	HBL2713SW	HBL2723SW
Reverse service, black Valox® housing, white Valox® clamps (use with HBL2715SWR), (Not shown).	.350"-1.150" (9-29)	-	HBL2713SR	-



HBL2713SW

Insulgrip®

IP20 SUITABILITY

Description	Cord Dia.	Catalog Number		
Black and white nylon.	.350"-1.150" (9-29)	-	HBL2713	HBL2723
Black and white nylon, (Not shown).	.300"-.950" (7.6-24.1)	HBL2663	-	-
Corrosion resistant, yellow nylon.	.350"-1.150" (9-29)	-	HBL27CM13	HBL27CM23
All black nylon.	.350"-1.150" (9-29)	-	HBL2713BK	-



HBL2713

Note: See page B-53 for accessories.


Receptacles

Watertight Safety-Shroud®

IP66 SUITABILITY UL Type 4x, 12

Description	Catalog Number		
Gray Valox® housing and flange, back wired.	-	HBL2710SW	HBL2720SW

Note: See page B-54 for accessories.



HBL2710SW

Safety-Shroud® Twist-Lock®

IP20 SUITABILITY

Description	Catalog Number		
Gray Valox® angle housing, one gang, back wired.	-	HBL2710AR	HBL2720AR
Gray Valox® surface mounting, one gang, back wired.	-	HBL2710SR	HBL2720SR
Gray Valox® semi-flush, two gang, back wired.	-	HBL2710SR2	HBL2720SR2

Note: See page B-54 for accessories.



HBL2710AR

Single Flush Receptacles

IP20 SUITABILITY

Description	Catalog Number		
Black nylon face, back and side wired.	-	HBL2710	HBL2720
Black nylon face, back and side wired, (Not shown).	HBL2660	-	-
Isolated ground, orange nylon face, back and side wired.	-	IG2710	IG2720
Ring terminal connection.	-	HBL2710RT	HBL2720RT

Note: See page B-52 for accessories.

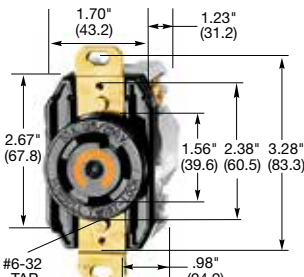
Insulgrip® Flanged Receptacles

Description	Catalog Number		
Nylon casing, back wired.	-	HBL2716	HBL2726


Note: See page B-52 for accessories.



HBL2716



HBL2710



HBL2710SR2



HBL2710SR

Valox® is a trademark of SABIC Innovative Plastics, acquired from General Electric Company.

Dimensions in Inches (mm)



**30 Amp, 3Ø 480 and 3Ø 600 Volts AC
3 Pole, 4 Wire, Grounding**



**30A 3Ø 480V AC
NEMA L16-30P**


**30A 3Ø 600V AC
NEMA L17-30P**



HBL2731SW



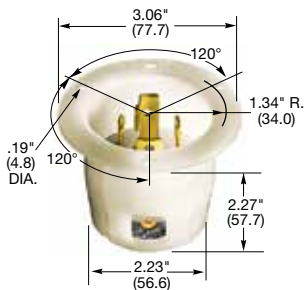
HBL2731S



HBL2731



HBL2735SW



HBL2735

Dimensions in Inches (mm)

Plugs

Watertight Safety-Shroud®

Description	Cord Dia.	Catalog Number	IP66 SUITABILITY	UL Type 4x, 12
Black Valox® housing, white Valox® clamps.	.350"-1.150" (9-29)	HBL2731SW	HBL2741SW	

Safety-Shroud®

Description	Cord Dia.	Catalog Number	IP20 SUITABILITY
Black and white nylon body, white Valox® shroud. Can be used with the Insulgrip Connector Bodies.	.350"-1.150" (9-29)	HBL2731S	HBL2741S

Note: See page B-40 for accessories.

Insulgrip®

Description	Cord Dia.	Catalog Number	IP20 SUITABILITY
Black and white nylon.	.350"-1.150" (9-29)	HBL2731	HBL2741
Corrosion resistant, yellow nylon.	.350"-1.150" (9-29)	HBL27CM31	HBL27CM41

Note: See page B-53 for accessories.

Flanged Inlets

Watertight Safety-Shroud®

Description	Catalog Number	IP66 SUITABILITY	UL Type 4x, 12
Gray Valox® housing and flange.	HBL2735SW	HBL2745SW	

Note: See page B-54 for accessories.

Insulgrip®

Description	Catalog Number	IP20 SUITABILITY
Nylon casing, back wired.	HBL2735	HBL2745

Note: See page B-52 for accessories.

See pages B-69 and B-70 for technical information on Twist-Lock and Watertight Safety-Shroud devices.

HBLMITL - For use with Watertight Safety-Shroud receptacles, see page B-39.



Twist-Lock® Devices



**30 Amp, 3Ø 480 and 3Ø 600 Volts AC
3 Pole, 4 Wire, Grounding**



**30A 3Ø 480V AC
NEMA L16-30R** **30A 3Ø 600V AC
NEMA L17-30R**

Connector Bodies

Watertight Safety-Shroud®

IP66 SUITABILITY UL Type 4x, 12

Description	Cord Dia.	Catalog Number	Catalog Number
Black Valox® housing, white Valox® clamps.	.350"-1.150" (9-29)	HBL2733SW	HBL2743SW

Insulgrip®


IP20 SUITABILITY

Description	Cord Dia.	Catalog Number	Catalog Number
Black and white nylon.	.350"-1.150" (9-29)	HBL2733	HBL2743
Corrosion resistant, yellow nylon.	.350"-1.150" (9-29)	HBL27CM33	HBL27CM43

Note: See page B-53 for accessories.



HBL2733SW



HBL2733

Receptacles

Watertight Safety-Shroud®

IP66 SUITABILITY UL Type 4x, 12

Description	Catalog Number	Catalog Number
Gray Valox® housing and flange, back wired.	HBL2730SW	HBL2740SW


Note: See page B-54 for accessories.

Safety-Shroud® Twist-Lock®

IP20 SUITABILITY

Description	Catalog Number	Catalog Number
Gray Valox® angle housing, one gang, back wired.	HBL2730AR	HBL2740AR
Gray Valox® surface mounting, one gang, back wired.	HBL2730SR	HBL2740SR
Gray Valox® semi-flush, two gang, back wired.	HBL2730SR2	HBL2740SR2

Note: See page B-54 for accessories.




HBL2730SW

Single Flush Receptacles

IP20 SUITABILITY

Description	Catalog Number	Catalog Number
Black nylon face, back and side wired.	HBL2730	HBL2740

Note: See page B-52 for accessories.



HBL2730AR

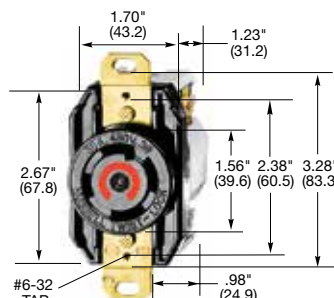
Insulgrip® Flanged Receptacles

Description	Catalog Number	Catalog Number
Nylon casing, back wired.	HBL2736	HBL2746

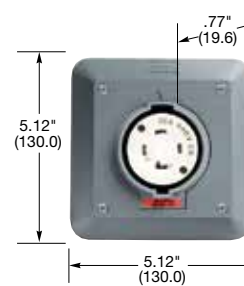
Note: See page B-52 for accessories.




HBL2736



HBL2730



HBL2730SR2



HBL2730SR

Valox® is a trademark of SABIC Innovative Plastics, acquired from General Electric Company.

Dimensions in Inches (mm)

**30 Amp, 3ØY 120/208, 277/480 and 347/600 Volts AC
4 Pole, 5 Wire, Grounding**



HBL2811SW



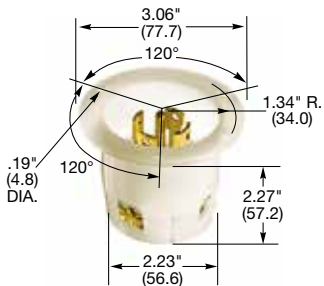
HBL2811S



HBL2811



HBL2815SW



HBL2815



HBL3PT2811

Dimensions in Inches (mm)



**30A 3ØY
120/208V AC
NEMA L21-30P**



**30A 3ØY
240/415V AC
NEMA L26-30P**



**30A 3ØY
277/480V AC
NEMA L22-30P**



**30A 3ØY
347/600V AC
NEMA L23-30P**

Plugs

Watertight Safety-Shroud®

IP66 SUITABILITY UL Type 4x, 12

Description	Cord Dia.	Catalog Number
Black Valox® housing, white Valox® clamps.	.350"-1.150" (9-29)	HBL2811SW HBL2801 HBL2821SW HBL2831SW

Safety-Shroud®

IP20 SUITABILITY

Description	Cord Dia.	Catalog Number
Black and white nylon body, white Valox® shroud. Can be used with the Insulgrip Connector Bodies.	.350"-1.150" (9-29)	HBL2811S - - -

Note: See page B-40 for accessories.

Insulgrip®

IP20 SUITABILITY

Description	Cord Dia.	Catalog Number
Black and white nylon.	.350"-1.150" (9-29)	HBL2811 - HBL2821 HBL2831
Corrosion resistant, yellow nylon.	.350"-1.150" (9-29)	HBL28CM11 - - -
Black and white for flat cable.	.350"-1.150" (9-29)	HBL2811FC - - -
All black nylon.	.350"-1.150" (9-29)	HBL2811BK - - -

Note: See page B-53 for accessories.

Flanged Inlets

Watertight Safety-Shroud®

IP66 SUITABILITY UL Type 4x, 12

Description	Catalog Number
Gray Valox® housing and flange.	HBL2815SW HBL2805 - -

Note: See page B-54 for accessories.

Insulgrip®

IP20 SUITABILITY

Description	Catalog Number
Nylon casing, back wired.	HBL2815 - HBL2825 HBL2835

Note: See page B-52 for accessories.

See pages B-69 and B-70 for technical information on Twist-Lock and Watertight Safety-Shroud devices.

Twist-Lock® 3-Phase Circuit Tester



Description	Rating	Catalog Number
3-Phase Circuit Tester	3Ø 120/208V AC Min. Voltage: 90V AC	HBL3PT2811 - - -

Note: See page B-52 for additional circuit testers.

Testers in other NEMA configurations can be developed upon request.

HBLMITL - For use with Watertight Safety-Shroud receptacles, see page B-39.



Valox® is a trademark of SABIC Innovative Plastics, acquired from General Electric Company.

Twist-Lock® Devices



**30 Amp, 3ØY 120/208, 277/480 and 347/600 Volts AC
4 Pole, 5 Wire, Grounding**



**30A 3ØY
120/208V AC
NEMA L21-30R**

**30A 3ØY
240/415V AC
NEMA L26-30R**

**30A 3ØY
277/480V AC
NEMA L22-30R**

**30A 3ØY
347/600V AC
NEMA L23-30R**

Connector Bodies

Watertight Safety-Shroud®

IP66 SUITABILITY UL Type 4x, 12

Description	Cord Dia.	Catalog Number			
Black Valox® housing, white Valox® clamps.	.350"-1.150" (9-29)	HBL2813SW	HBL2803	HBL2823SW	-

Insulgrip®

IP20 SUITABILITY

Description	Cord Dia.	Catalog Number			
Black and white nylon.	.350"-1.150" (9-29)	HBL2813	-	HBL2823	HBL2833
Corrosion resistant, yellow nylon.	.350"-1.150" (9-29)	HBL28CM13	-	-	-
Black and white for flat cable.	.350"-1.150" (9-29)	HBL2813FC	-	-	-
All black nylon.	.350"-1.150" (9-29)	HBL2813BK	-	-	-

Note: See page B-53 for accessories.

Receptacles

Watertight Safety-Shroud®

IP66 SUITABILITY UL Type 4x, 12

Description	Catalog Number			
Gray Valox® housing and flange, back wired.	HBL2810SW	-	HBL2820SW	HBL2830SW

Note: See page B-54 for accessories.

Safety-Shroud® Twist-Lock®

IP20 SUITABILITY

Description	Catalog Number			
Gray Valox® angle housing, one gang, back wired.	HBL2810AR	-	-	-
Gray Valox® surface mounting, one gang, back wired.	HBL2810SR	-	-	-
Gray Valox® semi-flush, two gang, back wired.	HBL2810SR2	-	-	-

Note: See page B-54 for accessories.

Single Flush Receptacles

IP20 SUITABILITY

Description	Catalog Number			
Black nylon face, back and side wired.	HBL2810	HBL2800	HBL2820	HBL2830
Isolated ground, orange nylon face, back and side wired.	IG2810	-	-	-
Ring terminal connection.	HBL2810RT	-	-	-

Note: See page B-52 for accessories.

Insulgrip® Flanged Receptacles

Description	Catalog Number			
Nylon casing, back wired.	HBL2816	-	HBL2826	HBL2836

Note: See page B-52 for accessories.



HBL2813SW



HBL2813



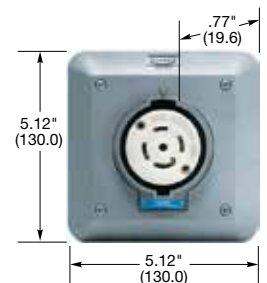
HBL2810SW



HBL2810AR



HBL2810SR



HBL2810SR2

Dimensions in Inches (mm)

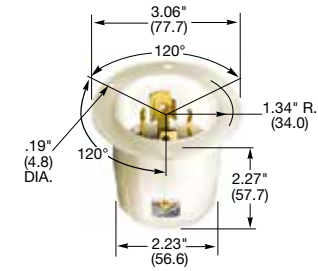
Valox® is a trademark of SABIC Innovative Plastics, acquired from General Electric Company.



**30 Amp, 3ØY 120/208, 277/480 and 347/600 Volts AC
4 Pole, 4 Wire, Non-Grounding**



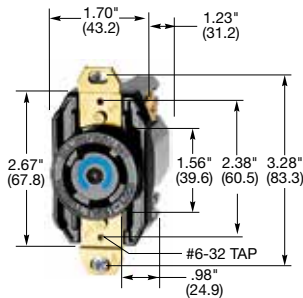
HBL2751



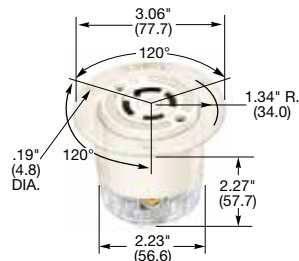
HBL2755



HBL2753



HBL2750



HBL2756

IP20
SUITABILITY



Plugs

Description	Cord Dia.	Catalog Number	30A 3ØY 120/208V AC NEMA L18-30P	30A 3ØY 277/480V AC NEMA L19-30P	30A 3ØY 347/600V AC NEMA L20-30P
Black and white nylon.	.350"-1.150" (9-29)	HBL2751	HBL2761	HBL2771	

Note: See page B-53 for accessories.

Flanged Inlets

Description	Catalog Number	HBL2755	HBL2765	HBL2775
Nylon casing, back wired.		HBL2755	HBL2765	HBL2775

Note: See page B-52 for accessories.

IP20
SUITABILITY



Connector Bodies

Description	Cord Dia.	Catalog Number	30A 3ØY 120/208V AC NEMA L18-30P	30A 3ØY 277/480V AC NEMA L19-30P	30A 3ØY 347/600V AC NEMA L20-30P
Black and white nylon.	.350"-1.150" (9-29)	HBL2753	HBL2763	HBL2773	

Note: See page B-53 for accessories.

Single Flush Receptacles

Description	Catalog Number	HBL2750	HBL2760	HBL2770
Black nylon face, back and side wired.		HBL2750	HBL2760	HBL2770

Note: See page B-52 for accessories.

Flanged Receptacles

Description	Catalog Number	HBL2756	HBL2766	HBL2776
Nylon casing, back wired.		HBL2756	HBL2766	HBL2776

Note: See page B-52 for accessories.

See page B-69 for technical information on Twist-Lock devices.

Dimensions in Inches (mm)

Twist-Lock® Devices



**30 Amp, 480 and 600 Volts AC
2 Pole, 3 Wire, Grounding**

IP20
SUITABILITY



**30A 240V AC
NEMA L25-30P**


**30A 480V AC
NEMA L8-30P**

**30A 600V AC
NEMA L9-30P**

Plugs

Description	Cord Dia.	Catalog Number		
Black and white nylon.	.325"-.930" (8.25-24)	HBL2601	HBL2641	HBL2651

Note: See page B-51 for accessories.

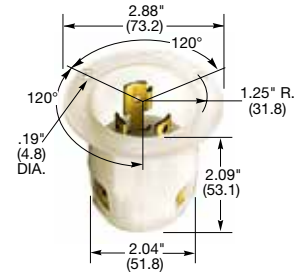


HBL2651

Flanged Inlets

Description	Catalog Number		
Nylon casing, back wired.	HBL2605	HBL2645	HBL2655

Note: See page B-50 for accessories.



HBL2655

Connector Bodies

IP20
SUITABILITY



**30A 240V AC
NEMA L25-30R**

**30A 480V AC
NEMA L8-30R**

**30A 600V AC
NEMA L9-30R**

Description	Cord Dia.	Catalog Number		
Black and white nylon.	.325"-.930" (8.25-24)	HBL2603	HBL2643	HBL2653

Note: See page B-51 for accessories.

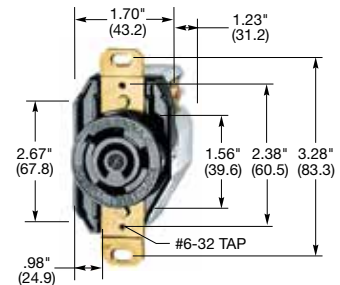


HBL2653

Single Flush Receptacles

Description	Catalog Number		
Black nylon face, back and side wired.	HBL2600	HBL2640	HBL2650

Note: See page B-50 for accessories.



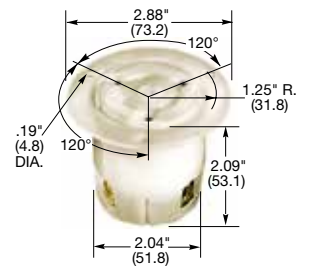
HBL2650

Flanged Receptacles

Description	Catalog Number		
Nylon casing, back wired.	-	HBL2646	HBL2656

Note: See page B-50 for accessories.

See page B-69 for technical information on Twist-Lock devices.



HBL2656

Dimensions in Inches (mm)



Features and Benefits

Switched Safety Enclosures

The Switched Twist-Lock® and Hubbell® Enclosures integrate a receptacle and a switch to produce distinct advantages for the user. This enclosure replaces box, switch, cover and all in a compact design that meets Type 3R Rainproof or 12K Dust-tight requirements.

The receptacle is angled downward for a low profile, and it maintains a low profile while accommodating either a 20 or 30 Amp Twist-Lock receptacle or 30 Amp, 4 wire Hubbellock receptacle. The enclosure can be used in top, bottom or back feed applications. The handle is designed to be locked in the OFF position for lockout protection.

Hubbell has developed the Switched Safety Enclosure because users want to be able to disconnect higher voltage devices confidently. Hubbell responded with a line of Switched Safety Enclosures for Twist-Lock and Hubbellock receptacles.

The provision of the integral switch and the receptacle in a compact, non-metallic enclosure encourages the safe operating practice of disconnecting at the switch rather than the plug and receptacle.

For plants and factories in a wide variety of industries, as well as light industrial facilities, Hubbell's Switched Enclosures offer an upgrade that's convenient, compact and easy to install.



SETL3



Housing Design

- Angled 20 or 30 amp Hubbell Twist-Lock receptacle provides low profile and helps control cable arc of bend
- Large receptacle gasketless door and hinge assembly
- Enclosure back is designed for top, bottom or back feed options



Internal Design

- Horsepower rated switch
- Heavy-duty internal frame bonds conduit and all grounds and has a DIN rail to accommodate the switch



Safety

- Lockable handle provides lockout protection for greater safety and complies with OSHA lockout requirements



Wiring

- Premolded conduit entry hole is offset to prevent water condensation from falling directly on interior electrical components



Installation

- Moveable feet may be used in horizontal or vertical position or may be removed and premarked holes drilled for Type 1 or 3R installations



Switched Twist-Lock® and Hubbellock® Enclosures



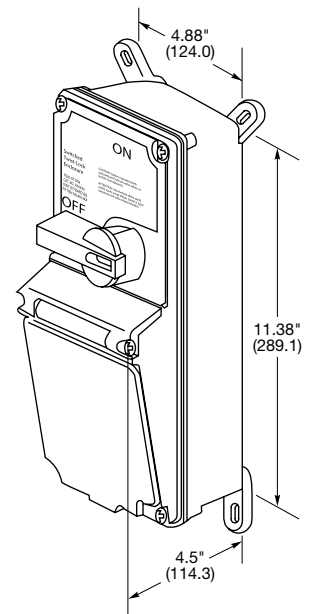
UL Listed, CSA Certified
Type 3R and 12K Enclosure Rating

IP54
SUITABILITY

Switched Enclosure Ready for Twist-Lock® Receptacle Addition

Ideal unit for stockroom. This single unit provides the complete enclosure ready to accept any Hubbell 20 or 30A Twist-Lock receptacle.

Description	Ratings	Catalog Number
Switched Twist-Lock enclosure accommodates any NEMA 2 pole, 3 wire to 4 pole, 5 wire grounding receptacle (sold separately).	Amperage, voltage, and horsepower ratings will be determined by the choice of the NEMA 20 or 30A Twist-Lock receptacle selected.	SETL3
Auxiliary contact.	"Break After Main Break", 1 set of n/o contacts, 1 set of n/c contacts.	HBLAC1
Auxiliary contact.	"Break Before Main Break", 1 set of n/o contacts.	HBLAC2



SETL3

Switched Enclosure Complete with Twist-Lock® Receptacle

Completely pre-wired with a Twist-Lock receptacle, these application oriented combinations are available to satisfy your needs.

Description	Amps	Voltage	NEMA Config.	Horsepower	Switched Enclosure	Use Twist-Lock Plug
Switched Twist-Lock enclosure with a pre-wired HBL2720 receptacle.	30	3Ø 240V AC	L15-30R	3	SE2720A	HBL2721
Switched Twist-Lock enclosure with a pre-wired HBL2730 receptacle.	30	3Ø 480V AC	L16-30R	10	SE2730A	HBL2731



SE2720A

Switched Enclosure Ready for Hubbellock® Receptacle Addition

Ideal unit for stockroom. This single unit provides the complete enclosure ready to accept your 30A, 4 wire Hubbellock receptacle choice.

Description	Ratings	Catalog Number
Switched enclosure for use with 3 pole 4 wire 30A Hubbellock receptacle (sold separately).	Amperage, voltage, and horsepower ratings will be determined by the choice of the 4 wire Hubbellock receptacle selected.	SEHBL3
Auxiliary contact.	"Break After Main Break", 1 set of n/o contacts, 1 set of n/c contacts.	HBLAC1
Auxiliary contact.	"Break Before Main Break", 1 set of n/o contacts.	HBLAC2



HBLAC1

HBLAC2

Replacement Mounting Feet

Description	Catalog Number
For 30A switches.	HBLRFT1^Δ

Note: ^Δ Package of 10 feet and 10 screws.
For technical information see page B-72.



HBLRFT1

Dimensions in Inches (mm)



Features and Benefits

Mechanical Interlock Switched Safety Enclosures

Hubbell offers the only mechanical interlock for Twist-Lock®. This new, unfused mechanical interlock for watertight Safety-Shroud® Twist-Lock® integrates a watertight receptacle with a linked disconnect switch to provide a mechanically interlocked receptacle. This virtually eliminates the possibility of making or breaking the circuit while under load or making a casual or “lazy” connection.

The switch cannot be turned ON until the plug is properly inserted and locked, and the plug cannot be removed until the switch is turned OFF. All these protective features are included in a compact Type 4X hose-directed water and corrosion resistant enclosure that allows for top, bottom or back feed options.

The non-metallic enclosure is nonconductive, yet has an internal frame to assure ground continuity with metallic conduit.

In addition, this interlock works with all Safety-Shroud Twist-Lock Plugs. The new unfused mechanical interlock for watertight Safety-Shroud Twist-Lock can be locked out as a method of compliance with OSHA lockout/tagout regulations.



HBLMITL



Housing Design

- Angled 20 or 30 amp Hubbell Watertight Safety-Shroud Twist-Lock receptacle provides watertight, low profile and mechanical interlock capabilities (ordered separately)
- Enclosure back is designed for top, bottom or back feed options



Internal Design

- Horsepower rated switch
- Heavy-duty internal frame bonds conduit and all grounds and has a DIN rail to accommodate the switch



Safety

- Lockable handle provides lockout protection for greater safety and complies with OSHA lockout requirements
- Heavy-duty interlock linkage prevents make and break under load



Wiring

- Premolded conduit entry hole is offset to prevent water condensation from falling directly on interior electrical components, while speeding installation by making it easier to pull conductors



Installation

- Moveable feet may be used in horizontal or vertical position or may be removed and premarked holes drilled for Type 1 or 3R installations



Mechanical Interlock Switched Safety Enclosures



UL Listed, CSA Certified TYPE 4,
4X and TYPE 12K Enclosure Rating

IP66
SUITABILITY

Mechanical Interlock Ready for Twist-Lock® Receptacle Addition

This unit is a complete enclosure ready to accept any 20 or 30A Watertight Safety-Shroud Twist-Lock Receptacle.

Description	Ratings	Catalog Number
Mechanical Interlock accommodates 20A or 30A Watertight Safety-Shroud Twist-Lock receptacles.	Amperage and voltage ratings will be determined by the choice of the Watertight Safety-Shroud Twist-Lock selected. Supplied with 3/4" NPT Hub.	HBLMITL

Accepts the following Watertight Safety-Shroud® Twist-Lock® Receptacles: 20 Amp

Rating	Voltage AC	NEMA Config.	Max. HP Rating*	Receptacle Catalog Number	Use Watertight Safety-Shroud Twist-Lock Plug
2 Pole, 3 Wire	120	L5-20	1	HBL2310SW	HBL2311SW
	208-240	L6-20	2.5	HBL2320SW	HBL2321SW
	277	L7-20	3	HBL2330SW	HBL2331SW
3 Pole, 4 Wire	120/240	L14-20	2.5	HBL2410SW	HBL2411SW
	240 3Ø	L15-20	5 (3@208V)	HBL2420SW	HBL2421SW
	480 3Ø	L16-20	10	HBL2430SW	HBL2431SW
4 Pole, 5 Wire	120/208 3ØY	L21-20	3	HBL2510SW	HBL2511SW

30 Amp

2 Pole, 3 Wire	120	L5-30	1	HBL2610SW	HBL2611SW
	208-240	L6-30	3	HBL2620SW	HBL2621SW
3 Pole, 4 Wire	120/240	L14-30	3	HBL2710SW	HBL2711SW
	240 3Ø	L15-30	7.5	HBL2720SW	HBL2721SW
	480 3Ø	L16-30	15	HBL2730SW	HBL2731SW
	600 3Ø	L17-30	15	HBL2740SW	HBL2741SW
4 Pole, 5 Wire	120/208 3ØY	L21-30	7.5	HBL2810SW	HBL2811SW
	277/480	L22-30	7.5	HBL2820SW	HBL2821SW
	347/600	L23-30	7.5	HBL2830SW	HBL2831SW

30 Amp Reverse Service

2 Pole, 3 Wire	120	L5-30	1	HBL2615SWR	HBL2613SR
3 Pole, 4 Wire	120/240	L14-30	3	HBL2715SWR	HBL2713SR
3 Pole, 4 Wire	240 3Ø	L15-30	7.5	HBL2725SWR	HBL2723SR

Auxiliary Contacts

Description	Ratings	Catalog Number
Auxiliary contact.	"Break After Main Break", 1 set of n/o contacts, 1 set of n/c contacts.	HBLAC1
Auxiliary contact.	"Break Before Main Break", 1 set of n/o contacts.	HBLAC2

Replacement Parts

Description	Catalog Number
Ground block.	HBL30RGB
Neutral block.	HBL30RNB
Replacement switch.	HBLDS3RS

Replacement Mounting Feet

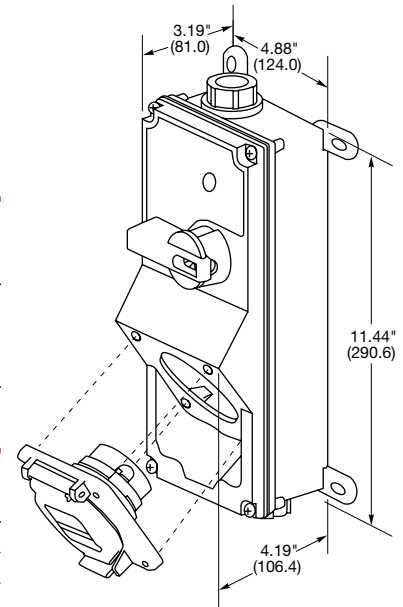
Description	Catalog Number
For 30A switches.	HBLRFT1^Δ

Note: *HP ratings for the final unit are determined by the HP rating of the switch, limited by the full load current capability of the receptacle at 80% of rated current, number of phases and line voltage. HP ratings listed above are AC only.

^ΔPackage of 10 feet and 10 screws.

See pages B-52 and B-53 for accessories.

See page B-73 for technical information.



HBLMITL



HBL2620SW



HBL2713SR



HBLAC1



HBLAC2



HBL30RGB



HBL30RNB



HBLRFT1

Dimensions in Inches (mm)



ADD-A-SHROUD® and Adapters

Safety-Shroud® Twist-Lock® – 20 and 30 Amp

The Add-A-Shroud® devices allow conversion of existing 20A and 30A 3 to 5 wire Hubbell Insulgrip® Twist-Lock devices to a Safety-Shroud Hubbell Insulgrip plug. These devices provide a convenient and cost-effective way to convert existing Hubbell Insulgrip Twist-Lock plugs to Safety-Shroud Twist-Lock plugs. The Safety-Shroud Twist-Lock plug permits engagement with the Hubbell Mechanical Interlock Enclosure which virtually prevents make and break under load.

Add-A-Shroud® Catalog Number HBLSS3

For conversion of all 3 wire Hubbell Insulgrip Twist-Lock Devices.

Rating	Voltage AC	NEMA Config. Reference Number	Plug Catalog Number	Add-A-Shroud Catalog Number
20A, 2 Pole 3 Wire Grounding	125V	L5-20	HBL2311	HBLSS3
	250V	L6-20	HBL2321	HBLSS3
	277V AC	L7-20	HBL2331	HBLSS3
	480V AC	L8-20	HBL2341	HBLSS3
	600V AC	L9-20	HBL2351	HBLSS3
30A, 2 Pole 3 Wire Grounding	125V	L5-30	HBL2611	HBLSS3
	250V	L6-30	HBL2621	HBLSS3
	277V AC	L7-30	HBL2631	HBLSS3
	480V AC	L8-30	HBL2641	HBLSS3
	600V AC	L9-30	HBL2651	HBLSS3

Add-A-Shroud® Catalog Number HBLSS45

For conversion of all 4 and 5 wire Hubbell Insulgrip Twist-Lock Devices.

Rating	Voltage AC	NEMA Config. Reference Number	Plug Catalog Number	Add-A-Shroud Catalog Number
20A, 3 Pole 4 Wire Grounding	125/250V AC	L14-20	HBL2411	HBLSS45
	3Ø250V AC	L15-20	HBL2421	HBLSS45
	3Ø480V AC	L16-20	HBL2431	HBLSS45
30A, 3 Pole 4 Wire Grounding	125/250V AC	L14-30	HBL2711	HBLSS45
	3Ø250V AC	L15-30	HBL2721	HBLSS45
	3Ø480V AC	L16-30	HBL2731	HBLSS45
	3Ø600V AC	L17-30	HBL2741	HBLSS45
20A, 4 Pole 5 Wire Grounding	3ØY 120/208V AC	L21-20	HBL2511	HBLSS45
	3ØY 277/480V AC	L22-20	HBL2521	HBLSS45
	3ØY 347/600V AC	L23-20	HBL2531	HBLSS45
30A, 4 Pole 5 Wire Grounding	3ØY 120/208V AC	L21-30	HBL2811	HBLSS45
	3ØY 277/480V AC	L22-30	HBL2821	HBLSS45
	3ØY 347/600V AC	L23-30	HBL2831	HBLSS45

Watertight Safety Shroud - Deluxe Cord Grip and Metallic Liquidtight Conduit Fitting Adapters

Adapter for Use with 3/4" NPT Fittings

Description	Cord Dia.	Catalog Number
3 Wire, Anodized Aluminum	.250" - .750"	WTSS234
3 Wire, Stainless Steel	.250" - .750"	WTSS234SS
4 and 5 Wire, Anodized Aluminum	.250" - .750"	WTSS334
4 and 5 Wire, Stainless Steel	.250" - .750"	WTSS334SS

Adapter for Use with 1" NPT Fittings

Description	Cord Dia.	Catalog Number
4 and 5 Wire, Anodized Aluminum	.375" - 1.00"	WTSS310
4 and 5 Wire, Stainless Steel	.375" - 1.00"	WTSS310SS



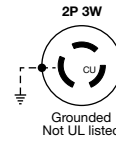
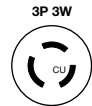
Twist-Lock® Devices



Non-NEMA 10 Amp, 250 Volts, 15 Amp 125 Volts 3 Pole, 3 Wire, Non-Grounding and 2 Pole, 3 Wire, Grounding

For Replacement Use Only

IP20
SUITABILITY



HBL7567C

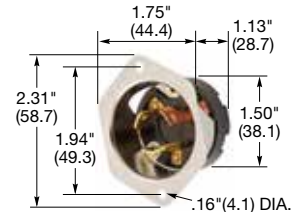
Plugs

Description	Cord Dia.	Catalog Number	
Black and white nylon. Multiple drive screws.	230"-.720" (5.8-18.3)	HBL7567C	-
Yellow and white nylon. Multiple drive screws.	230"-.720" (5.8-18.3)	HBL7567CY	-

Note: See page B-49 for accessories.

Flanged Inlets

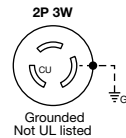
Description	Catalog Number	
Stainless steel casing.	HBL7556	HBL7556G



HBL7556

For Replacement Use Only

IP20
SUITABILITY



HBL7565C

Connector Bodies


Description	Cord Dia.	Catalog Number	
Insulgrip connector, black and white nylon. Multiple drive screws.	230"-.720" (5.8-18.3)	HBL7565C	-
Insulgrip connector, yellow and white nylon. Multiple drive screws.	230"-.720" (5.8-18.3)	HBL7565CY	-
Black phenolic.	.296"-.625" (7.5-15.9)	HBL7555	HBL7555G

Note: See page B-49 for accessories.

Receptacles

Description	Catalog Number	
Duplex, black RTP*, back and side wired.	HBL7580	HBL7580G
Single, black phenolic, back and side wired.	HBL7582	HBL7582G

Note: See page B-48 for accessories.



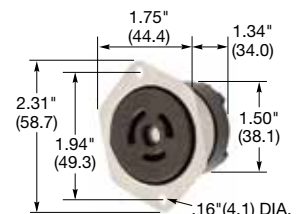
HBL7580

Flanged Receptacles

Description	Catalog Number	
Stainless steel casing.	HBL7557	HBL7557G

Note: See page B-49 for accessories.

*RTP is an abbreviation for reinforced thermoplastic.
The devices shown on this page are not listed by Underwriters Laboratories Inc.
and are for replacement use only in existing installations.



HBL7557

CAUTION: To avoid electrical shock, review premises carefully and do not use if slot or blade configuration (design) is already in a circuit having a rating differing from the rating of this device.

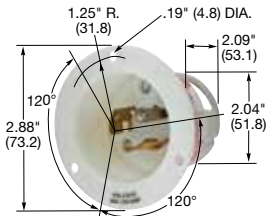
Dimensions in Inches (mm)



Non-NEMA 20 Amp, 250, 125/250 Volts and 3ØY 120/208 Volts AC 2 Pole, 3 Wire, Grounding and 3 Pole, 3 Wire, Non-Grounding



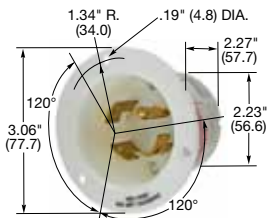
HBL9965C



HBL3325C



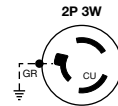
HBL7411C



HBL7408C

For Replacement Use Only

IP20
SUITABILITY



Plugs

Description	Cord Dia.	Catalog Number	
Black and white nylon.	.360"-.930" (9-24)	HBL9965GCB	HBL9965C
Corrosion resistant, yellow nylon.	.360"-.930" (9-24)	-	HBL99CM65C

Note: See page B-51 for accessories.

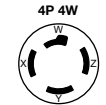
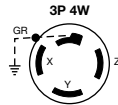
Flanged Inlets

Description	Catalog Number
Nylon casing, back wired.	- HBL3325C

Note: See page B-50 for accessories.

For Replacement Use Only

IP20
SUITABILITY



Plugs

Description	Cord Dia.	Catalog Number	
Black and white nylon.	.350"-1.150" (9-29)	HBL7411GCB	HBL7411C

Note: See page B-53 for accessories.

Flanged Inlets

Description	Catalog Number
Nylon casing, back wired.	- HBL7408C

Note: See page B-52 for accessories.

See page B-69 for technical information.

The devices shown on this page are not listed by Underwriters Laboratories Inc. and are for replacement use only in existing installations.

Dimensions in Inches (mm)

CAUTION: To avoid electrical shock, review premises carefully and do not use if slot or blade configuration (design) is already in a circuit having a rating differing from the rating of this device.

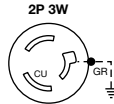
Twist-Lock® Devices



Non-NEMA 20 Amp, 250, 125/250 Volts and 3ØY 120/208 Volts AC 2 Pole, 3 Wire, Grounding and 3 Pole, 3 Wire, Non-Grounding

For Replacement Use Only

IP20
SUITABILITY



20A 250V
Non-NEMA
Not UL Listed



20A 125/250V
Non-NEMA
Not UL Listed

Connector Bodies

Description	Cord Dia.	Catalog Number	
Black and white nylon.	.360"-.930" (9-24)	HBL7314GCB	HBL7314C
Corrosion resistant, yellow nylon.	.360"-.930" (9-24)	-	HBL73CM14C

Note: See page B-51 for accessories.

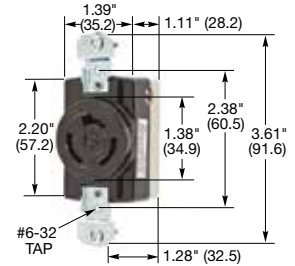


HBL7314C

Single Flush Receptacles

Description	Catalog Number
Black nylon face, back wired.	HBL7310BG HBL7310B

Note: See page B-50 for accessories.

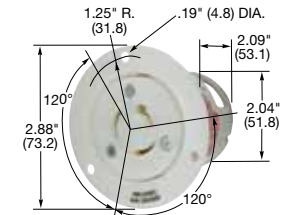


HBL7310B

Flanged Receptacles

Description	Catalog Number
Nylon casing, back wired.	- HBL3326C

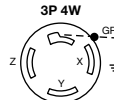
Note: See page B-50 for accessories.



HBL3326C

For Replacement Use Only

IP20
SUITABILITY



20A 3Ø 250V AC
Non-NEMA
Not UL Listed



20A 3Ø Y
120/208V AC
Non-NEMA
Not UL Listed

Connector Bodies

Description	Cord Dia.	Catalog Number	
Black and white nylon.	.350"-1.150" (9-29)	HBL7413GCB	HBL7413C

Note: See page B-53 for accessories.

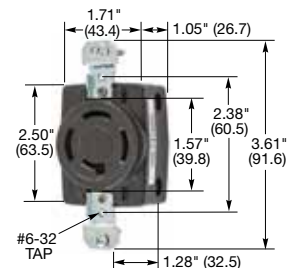


HBL7413GCB

Single Flush Receptacles

Description	Catalog Number
Black thermoset, back wired.	HBL7410BG HBL7410B
Mounted on a 4" (101.6) round metal cover.	- HBL7417B

Note: See page B-52 for accessories.



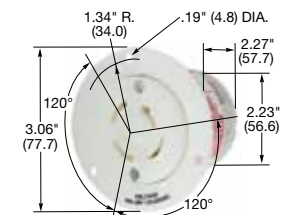
HBL7410BG

Flanged Receptacles

Description	Catalog Number
Nylon casing, back wired.	- HBL7409C

Note: See page B-52 for accessories.

The devices shown on this page are not listed by Underwriters Laboratories Inc. and are for replacement use only in existing installations.



HBL7409C

CAUTION: To avoid electrical shock, review premises carefully and do not use if slot or blade configuration (design) is already in a circuit having a rating differing from the rating of this device.

Dimensions in Inches (mm)



Non-NEMA 20 Amp, 250 Volts, 10 Amp, 600 Volts AC 4 Pole, 5 Wire, Grounding



HBL3521C

For Replacement Use Only

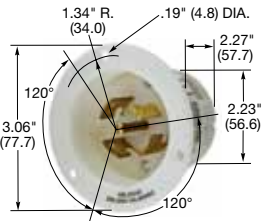
IP20
SUITABILITY



Plugs

Description	Cord Dia.	Catalog Number
Black and white nylon.	.350"-1.150" (9-29)	HBL3521C

Note: See page B-53 for accessories.



HBL3524C

Flanged Inlets

Description	Catalog Number
Insulgrip nylon casing, back wired.	HBL3524C

Note: See page B-52 for accessories.



HBL3523C

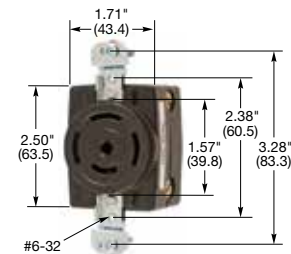
IP20
SUITABILITY



Connector Bodies

Description	Cord Dia.	Catalog Number
Black and white nylon.	.350"-1.150" (9-29)	HBL3523C

Note: See page B-53 for accessories.

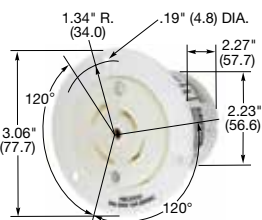


HBL3520

Single Flush Receptacles

Description	Catalog Number
Black thermoset, back wired.	HBL3520

Note: See page B-52 for accessories.



HBL3525C

Flanged Receptacles

Description	Catalog Number
Insulgrip nylon casing, back wired.	HBL3525C

Note: See page B-52 for accessories.
See page B-69 for technical information.

Dimensions in Inches (mm)

CAUTION: To avoid electrical shock, review premises carefully and do not use if slot or blade configuration (design) is already in a circuit having a rating differing from the rating of this device.

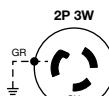
Twist-Lock® Devices



Non-NEMA 30 Amp, 250, 125/250 Volts and 3ØY 120/208 Volts AC 2 Pole, 3 Wire, Grounding and 3 Pole, 3 Wire, Non-Grounding

For Replacement Use Only

IP20
SUITABILITY



30A 250V
Non-NEMA
Not UL listed



30A 125/250V
Non-NEMA
Not UL Listed



HBL3331GC

Insulgrip® Plugs

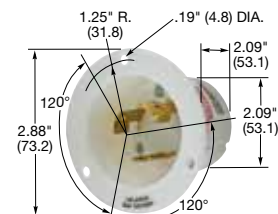
Description	Cord Dia.	Catalog Number
Black and white nylon.	.360\"-930\" (9-24)	HBL3331GC HBL3331C

Note: See page B-51 for accessories.

Insulgrip® Flanged Inlets

Description	Catalog Number
Nylon casing, back wired.	- HBL3334C

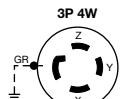
Note: See page B-50 for accessories.



HBL3334C

For Replacement Use Only

IP20
SUITABILITY



30A 3Ø 250V AC
Non-NEMA
Not UL Listed



Non-NEMA
30A 3Ø Y
120/208V AC
Not UL Listed



HBL3431C

Insulgrip® Plugs

Description	Cord Dia.	Catalog Number
Black and white nylon.	.350\"-1.150\" (9-29)	HBL3431GCB HBL3431C

Note: See page B-53 for accessories.

See page B-69 for technical information.

The devices shown on this page are not listed by Underwriters Laboratories Inc. and are for replacement use only in existing installations.

CAUTION: To avoid electrical shock, review premises carefully and do not use if slot or blade configuration (design) is already in a circuit having a rating differing from the rating of this device.

Dimensions in Inches (mm)



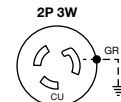
Non-NEMA 30 Amp, 250, 125/250 Volts and 3ØY 120/208 Volts AC
2 Pole, 3 Wire, Grounding and
3 Pole, 3 Wire, Non-Grounding



HBL3333GC

For Replacement Use Only

IP20
SUITABILITY



30A 250V
Non-NEMA
Not UL listed

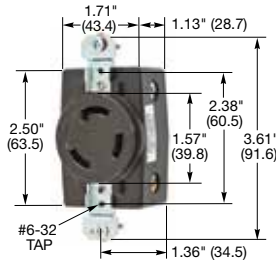


30A 125/250V
Non-NEMA
Not UL Listed

Insulgrip® Connector Bodies

Description	Cord Dia.	Catalog Number
Black and white nylon.	.360"-.930" (9-24)	HBL3333GC HBL3333C

Note: See page B-51 for accessories.

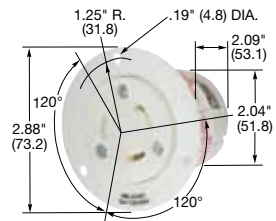


HBL3330G

Single Flush Receptacles

Description	Catalog Number
Black thermoset, back wired.	HBL3330G HBL3330

Note: See page B-50 for accessories.



HBL3335C

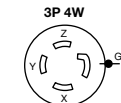
Insulgrip® Flanged Receptacles

Description	Catalog Number
Nylon casing, back wired.	HBL3335C

Note: See page B-50 for accessories.

For Replacement Use Only

IP20
SUITABILITY



30A 3Ø 250V AC
Non-NEMA
Not UL Listed



30A 3Ø Y
120/208V AC
Non-NEMA
Not UL Listed

Insulgrip® Connector Bodies

Description	Cord Dia.	Catalog Number
Black and white nylon.	.350"-1.150" (9-29)	HBL3433GCB HBL3433C

Note: See page B-53 for accessories.

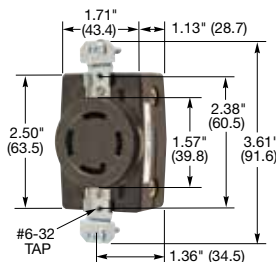


HBL3433C

Single Flush Receptacles

Description	Catalog Number
Black thermoset, back wired.	HBL3430G HBL3430

Note: See page B-52 for accessories.



HBL3430

Insulgrip® Flanged Receptacles

Description	Catalog Number
Nylon casing, back wired.	HBL3435CM2 -

Note: See page B-50 for accessories.

The devices shown on this page are not listed by Underwriters Laboratories Inc. and are for replacement use only in existing installations.

Dimensions in Inches (mm)

CAUTION: To avoid electrical shock, review premises carefully and do not use if slot or blade configuration (design) is already in a circuit having a rating differing from the rating of this device.

Non-NEMA 30 Amp, 250 Volts DC Max. and 600 Volts AC Max. 50 - 400Hz
Non-NEMA 20 Amp, 3ØY 120/208 Volts AC 400Hz

Variload® Twist-Lock® Devices

In many large plants and laboratories the number of circuits of different ratings and frequency is greater than the number of blade configurations available in conventional wiring devices.

Prior to NEMA configuration standardization the solution was “Variload® Twist-Lock®” devices with four non-interchangeable center pin and slot configurations that can be assigned within the same premises to circuits of same voltage, frequency and supply (AC or DC), in accordance with NEC® 406.4(F) and 406.8 and with CE Code, Part I, Rule 26-700(3).

30A, 250V DC Max. and 600V AC Max. 50 - 400Hz

Center Pin Configuration	Plugs	Flanged Inlets	Connector Bodies	Receptacles
	HBL45115	–	HBL45135	HBL45105
	HBL45215	–	HBL45235	HBL45205
	HBL45315	–	HBL45335	HBL45305

20A 3ØY, 120/208V AC Only, 400Hz

Center Pin Configuration	Plugs	Flanged Inlets	Connector Bodies	Receptacles
	HBL45915†	HBL45985CL†	HBL45935†	HBL45905†

Note: †UL Listed only.

Receptacle Wallplates

Description	Catalog Number
Single Receptacle with Face Dia. 1.74" (44.2) Stainless steel 302/304, .035 in. (0.9), horizontal brushed finish.	SS725

IP55*
SUITABILITY

Weatherproof Boots

Description	Catalog Number
Seal-Tite® black elastomer for Variload® plugs.	HBL6027**
Seal-Tite® black elastomer for Variload® connector bodies.	HBL6028**

Note: *When installed and used properly with plug and connector body combinations.

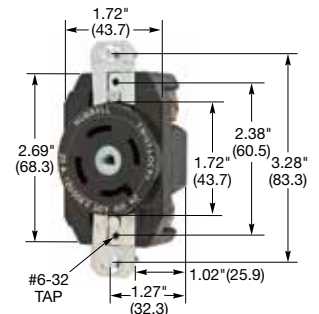
** Weatherproof boots not UL Listed, nor CSA Certified.



HBL45315



HBL45335



HBL45305



SS725



HBL6027



HBL6028

CAUTION: To avoid electrical shock, review premises carefully and do not use if slot or blade configuration (design) is already in a circuit having a rating differing from the rating of this device.

Dimensions in Inches (mm)



Accessories for 15 Amp 2 and 3 Wire Devices



SS8

SS7



HBL5206WO



HBL5221



HBL7423WO



WP1



Wallplates, 1-Gang

Description	Color	Duplex Receptacles	Single Receptacles with Face Dia. 1.40" (35.6)
Nylon, smooth.	Brown Ivory	NP8 NP8I	NP7 NP7I
Stainless steel 302/304, .035 in. (0.9), horizontal brushed finish.		SS8	SS7
Stainless steel 430, .035 in. (0.9), horizontal brushed finish.		SS8L	SS7L
Brass .04 in. (1.0), horizontal brushed finish.		SB8	SB7
Aluminum .05 in. (1.3), horizontal brushed finish.		SA8	SA7

IP44 SUITABILITY

Weatherproof Covers

Description	Duplex Receptacles	Single Receptacles with Face Dia. 1.40" (35.6)
Cast aluminum, for standard horizontal box mount.	HBL5205WO	-
Same as above except FS/FD box mount.	HBL5206WO	-
Cast aluminum vertical FS/FD box mount.	-	HBL7420
Gray thermoplastic, vertical standard box mount, corrosion resistant.	HBL5222*	-
Same as above except yellow.	HBL52CM22*	-
Gray thermoplastic, vertical FS/FD box mount, corrosion resistant.	HBL5221*	HBL7423WO
Yellow thermoplastic, vertical FS/FD box mount, corrosion resistant.	HBL52CM21*	HBL74CM23WO
White thermoplastic, vertical FS/FD box mount, corrosion resistant.	HBL52CM21W*	-

Note: *IP20 Suitability only.

IP44 SUITABILITY

Weatherproof Covers for 15A Nylon Flanged Receptacles and Inlets

Description	Duplex Receptacles	Single Receptacles with Face Dia. 1.40" (35.6)
Gray thermoplastic, corrosion resistant.	-	WP1

Note: All weatherproof covers listed above are UL Listed for wet and damp locations with cover closed. Those with suffix WO are UL Listed with cover open. See page N-23 for additional information on covers.

For quick visual identification of circuits or configurations.

Colored Cord Clamps*

Description	Color	For 3 Wire Devices	For 4 & 5 Wire Devices
For use with 20A and 30A Insulgrip® Twist-Lock® Plugs and Connectors.	Blue	HBLTL2CCBL	HBLTL3CCBL
Cord diameter: 3 wire .350"-.930" (9-24),	Brown	HBLTL2CCBR	HBLTL3CCBR
4 & 5 wire .350" - 1.150" (9-29)	Green	HBLTL2CCGR	HBLTL3CCGR
	Orange	-	HBLTL3CCOR

Note: *Clamp only. Contains no screws. Order in increments of 10. Not UL Listed or CSA Certified.

Dimensions in Inches (mm)



Accessories for 15 Amp 2 and 3 Wire Devices

- Tinted lid is aesthetically pleasing in any location. High-impact, polycarbonate while-in-use cover will not rust or corrode; cover is NEMA 3R rated
- Compact 2-gang design



HBLPKL520

- Locking receptacle prevents unintentional disconnection of mating pump plug

Pool Kit Contains:

- Heavy duty, industrial grade locking receptacle NEMA L5-20, 20A 125V
- Single-pole switch (20A, 120-277V AC)
- Two gang, 2 inch deep die-cast aluminum weatherproof box with (4) 3/4 inch threaded outlets
- Two gang, weatherproof while-in-use cover
- Includes mounting hardware, gasket, wire connector and (3) closure plugs
- Complete assembly instructions

Pool Pump Kit

Description	Catalog Number
Pool pump receptacle kit.	HBLPKL520



HBL6023



HBL6024



HBL7529A

Weatherproof, Seal-Tite®, Triple Seal Boots for 15A Insulgrip® Devices

IP55*
SUITABILITY

Description	Catalog Number
Black elastomer boot for plugs when used in a cord set and connector bodies when used with a flange inlet.	HBL6023
Same as above except yellow elastomer.	HBL60CM23
Black elastomer boot for connector bodies when used in cord sets.	HBL6024
Same as above except yellow elastomer.	HBL60CM24

Note: *When installed and used properly with plug and connector body combinations.

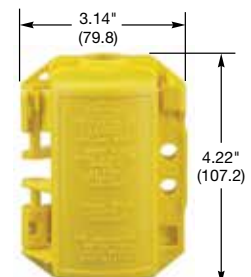
Closure Cover

Description	Catalog Number
For use with 3 wire 15A Twist-Lock flush or flanged receptacles.	HBL7529A

PLUGOUT® Lockout Devices

Description	Catalog Number
Lockout device for 15A and 20A straight blade plugs.	HLDMP
Lockout device for attachable 20 and 30A plugs, straight body or angle types, with or without weatherproof covers.	HLD

Note: See section Z for additional information on PLUGOUT Lockout devices.



HLDMP

Dimensions in Inches (mm)



Accessories for 20 and 30 Amp 3, 4 and 5 Wire Devices



Wallplates, 1-Gang

Description	Color	Single Receptacles with Face Dia. 1.60" (40.6)
Nylon, smooth.	Black	NP720BK
Stainless steel 302/304, .035 in. (0.9), horizontal brushed finish.		SS720
Brass .04 in. (1.0), horizontal brushed finish.		SB720

IP44
SUITABILITY

Weatherproof Covers

Description	Single Receptacles with Face Dia. 1.60" (40.6)
Cast aluminum, for FS/FD box mounting.	HBL7420
Gray thermoplastic, for FS/FD box mounting, corrosion resistant.	HBL7425WOA
Same as above except yellow.	HBL74CM25WOA

Weatherproof Covers for Flanged Inlets and Flanged Receptacles

IP44
SUITABILITY

Description	Single Receptacles with Face Dia. 1.60" (40.6)
Gray thermoplastic, corrosion resistant.	WP2

Note: Weatherproof covers are UL Listed for wet and damp location with cover closed. Those with suffix WOA are UL Listed with cover open. See page N-23 for additional information on covers.

Closure Cover for 3 Wire Flanged Inlets

Description	Catalog Number
Rubber closure plug.	HBL2899

Note: Closure cover not UL Listed, CSA Certified.

Insulgrip®

IP55*
SUITABILITY

Weatherproof, Seal-Tite®, Triple Seal Boots

Description	For 3 Wire Devices	For 4 & 5 Wire Devices
Black elastomer boot for plugs when used in a cord set and connector bodies when used in flanged inlets.	HBL6031	HBL6035
Same as above except yellow.	HBL60CM31	HBL60CM35
Black elastomer boot for connector bodies when used in a cord set.	HBL6032	HBL6036
Same as above except yellow.	HBL60CM32	HBL60CM36

Angle Adapter

Description	For 3 Wire Devices	For 4 & 5 Wire Devices
Nylon, angle adapter for Insulgrip plugs and connector bodies, cord grip range .325"-.930" (8.3-24).	HBL3WAA	HBL45WAA

PLUGOUT® Lockout Devices

Description	For 3 Wire Devices	For 4 & 5 Wire Devices
Lockout device for attachable 20 and 30A locking plugs, straight body or angle types, with or without weatherproof covers.	HLD	HLD
Lockout device for 20 and 30A 3 wire angle plugs and watertight Safety-Shroud® Twist-Lock® plugs.	HLD2	HLD2

*Note: See section Z for additional information on PLUGOUT Lockout devices. *When installed and used properly with plug and connector body combinations.*



HBL7425WOA



HBL6032



HBL2899



HBL3WAA



HLD

Dimensions in Inches (mm)

Twist-Lock® Devices



Accessories for 20 and 30 Amp 3, 4 and 5 Wire Devices

Insulgrip® Plug and Connector Body Latching Kit

The Hubbell latching kit provides both improved safety and security through a double locking feature that makes unintentional disconnection virtually impossible – even under high vibration situations. The plug and connector body lock once when first connected, then again when you push the special position locking slide into place.

Insulgrip® Latching Kit

Description	For 3 Wire Devices	For 4 & 5 Wire Devices
For all 20A and 30A Twist-Lock Insulgrip plugs and connectors.	SK2	SK3



SK2

Valise®

IP55*
SUITABILITY

Weatherproof, Seal-Tite®, Triple Seal Boots

Description	For 3 Wire Devices	For 4 & 5 Wire Devices
Yellow Seal-Tite® elastomer triple seal cover for use with Valise plugs when used in cord set and Valise connector bodies when used with flanged inlet.	HBL60CM31V	–
Yellow Seal-Tite® elastomer triple seal cover for use with Valise connector bodies.	HBL60CM32V	–



HBL60CM31V



HBL60CM32V

Note: *When installed and used properly with plug and connector body combinations.



Twist-Lock® Circuit Testers

Description	Rating	20 Amp		30 Amp	
		Configuration	Catalog Number	Configuration	Catalog Number
3-Phase Circuit Tester	3Ø 120/208V AC Min. Voltage: 90V AC	NEMA L21-20P 	HBL3PT2511	NEMA L21-30P 	HBL3PT2811
Circuit Tester	125V	NEMA L5-20P 	HBLT2311	NEMA L5-30P 	HBLT2611 HBLT26CM11 (Marine)
	250V	NEMA L6-20P 	HBLT2321	NEMA L6-30P 	HBLT2621
	277V	NEMA L7-20P 	HBLT2331		
	125/250V	NEMA L14-20P 	HBLT2411	NEMA L14-30P 	HBLT2711
	347V	NEMA L24-20P 	HBLT3721		



HBL3PT2511



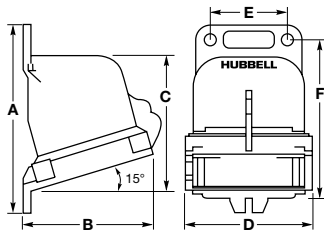
HBLT26CM11

Note: Testers in other NEMA configurations can be developed upon request.

Dimensions in Inches (mm)



Safety-Shroud® Twist-Lock® Accessories

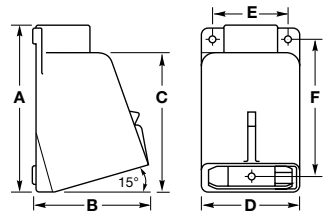


Non-Metallic Angle Box

15° Angle Non-Metallic Back Box

Description	NPT Hub Size	A Inch (mm)	B Inch (mm)	C Inch (mm)	D Inch (mm)	E Inch (mm)	F Inch (mm)	Cubic Inch Capacity	Catalog Number
For 20A and 30A Watertight Safety-Shroud Twist-Lock Receptacles and Inlets.	1"	5.67" (144.0)	4.44" (112.8)	4.05" (102.9)	3.91" (99.3)	2.35" (59.7)	4.92" (125.0)	30.00"	BB2030N

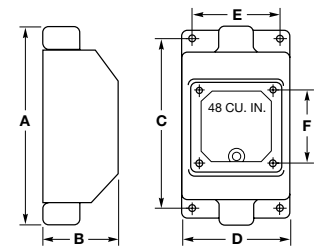
Note: Hub is not included; order Racco part number 1704. This box meets IP67 requirement and Type 4X requirements when installed with a watertight conduit hub.



Metallic Angle Box

15° Angle Metallic Back Boxes

Description	NPT Hub Size	A Inch (mm)	B Inch (mm)	C Inch (mm)	D Inch (mm)	E Inch (mm)	F Inch (mm)	Cubic Inch Capacity	Catalog Number
For 20A and 30A Watertight Safety-Shroud Twist-Lock Receptacles and Inlets.	¾"	5.13" (130.2)	4.00" (101.6)	4.19" (106.4)	3.75" (95.3)	3.00" (76.2)	4.00" (101.6)	30.00"	BB201W
	1"	5.13" (130.2)	4.00" (101.6)	4.19" (106.4)	3.75" (95.3)	3.00" (76.2)	4.00" (101.6)	30.00"	BB301W

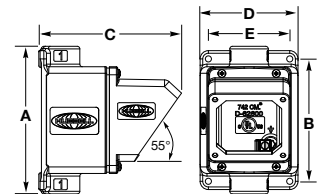


Metallic Feed Thru Box

Metallic Feed Thru Back Boxes

Description	NPT Hub Size	A Inch (mm)	B Inch (mm)	C Inch (mm)	D Inch (mm)	E Inch (mm)	F Inch (mm)	Cubic Inch Capacity	Catalog Number
For 20A and 30A Watertight Safety-Shroud Twist-Lock Receptacles and Inlets.	¾"	8.25" (209.6)	3.06" (77.8)	7.14" (181.4)	4.50" (114.3)	3.75" (95.3)	3.13" (79.5)	48.00"	FT202W
	1"	8.25" (209.6)	3.06" (77.8)	7.14" (181.4)	4.50" (114.3)	3.75" (95.3)	3.13" (79.5)	48.00"	FT302W

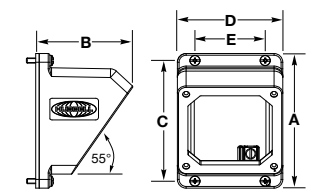
Note: These boxes are cast aluminum and are finished with enamel paint. These boxes withstand a 500-hour salt spray test as well as UL raintight and external icing tests. NPT (metric designator).



AB203055

55° Angle Metallic Adapter and Back Box

Description	NPT Hub Size	A Inch (mm)	B Inch (mm)	C Inch (mm)	D Inch (mm)	E Inch (mm)	F Inch (mm)	Cubic Inch Capacity	Catalog Number
For 20A and 30A Watertight Safety-Shroud Twist-Lock Receptacles and Inlets	1"	6.80" (172.4)	5.63" (142.9)	6.60" (167.0)	4.50" (114.3)	3.74" (95.0)	-	45.27"	AB203055



AA203055

55° Angle Metallic Adapter with Grounding Lug

Description	A Inch (mm)	B Inch (mm)	C Inch (mm)	D Inch (mm)	E Inch (mm)	F Inch (mm)	Cubic Inch Capacity	Catalog Number
For 20A and 30A Watertight Safety-Shroud Twist-Lock Receptacles and Inlets	4.89" (124.2)	3.33" (84.6)	4.29" (109.0)	3.75" (95.3)	2.50" (63.5)	-	25.00"	AA203055



HBL2030AP

Straight Watertight Wall Box Adapter

Description	Catalog Number
Adapts 20A and 30A Watertight Safety-Shroud Twist-Lock receptacles and inlets to 2-gang, device mount, FD boxes.	HBL2030AP



AA2030PS

Non-Watertight Angle Wall Box Adapter

Description	Catalog Number
Adapts 20A and 30A Watertight Safety-Shroud Twist-Lock receptacles to 1- or 2-gang standard wall boxes (4" or 4 1/8" square).	AA2030PS

Dimensions in Inches (mm)



Features and Benefits

50 Amp Plugs and Connector Bodies

Hubbell's 50 amp Twist-Lock® devices feature a heavy-duty design built for heavy-duty applications. These Hubbell 50 amp Twist-Lock plugs and connector bodies are built to go where you need power, even in some of the harshest environments.

On the outside, 50 amp plugs and connectors are made of super tough nylon for better impact resistance. On the plug, the stainless steel shroud not only provides protection and durability, but safety as well. That's because the rigid construction restricts distortion, thus minimizing the possibility of mating incorrect devices.

On the inside are the kinds of features that separate Hubbell from all the rest. The cord grip has been designed with offset gripping jaws to securely hold the conductors – not just the cord jacket. Hubbell's box terminals speed wiring and provide a superior termination. The plug's thermoplastic polyester interior provides excellent heat resistance without compromising strength.

In all, it's the combination of function and performance that Hubbell demands of all its products. That is why we will never add a feature that compromises performance.



CS6361C




CS6360C



Housing Design

- Housing assembly latch slotted to fit standard flat-blade screwdriver providing secure assembly and fast disassembly for wiring
- Super tough nylon housing offers better impact qualities



Internal Design

- Thermoplastic polyester interior provides heat resistance and impact strength
- 6/6 nylon nose – thermoplastic polyester terminal cover provides heat resistance in terminal area and impact strength of nose piece



Safety

- Padlock capable shroud allows compliance to OSHA lockout tagout regulation 29 CFR 1910.147
- Stainless steel shroud restricts mismatching with the wrong device



Terminals

- Box terminal with hex socket threaded slug is superior because it permits high clamping pressure on conductors without damaging strands



Installation

- Three-piece thermoplastic clamp assembly with stainless steel fast lead screws provides a more consistent, durable grip. Sealed cable entry keeps out moisture and dust



Contacts

- One-piece grounding contact on 4-wire devices provides a more reliable grounding system for a safer device



50 Amp, 125, 250 Volts and 480 Volts AC



CS8265C

IP20
SUITABILITY



50A 125V
UL/CSA



50A 250V
UL/CSA

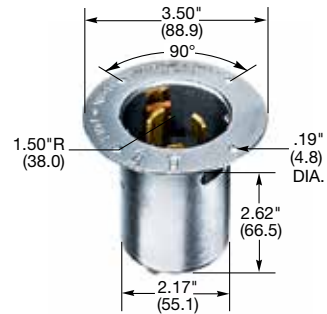


50A 480V AC
UL/CSA

Plugs

Description	Cord Dia.	Catalog Number		
Nylon housing, thermoplastic polyester interior.	.830"-1.250" (21.08-31.75)	CS6361C	CS8265C	CS8465C

Note: See page B-60 for accessories.



CS8275

Flanged Inlets

Description	Catalog Number		
Zinc plated steel casing, thermoset interior.	CS6377†	CS8275	CS8475†



CS8264C

IP20
SUITABILITY



50A 125V
UL/CSA



50A 250V
UL/CSA

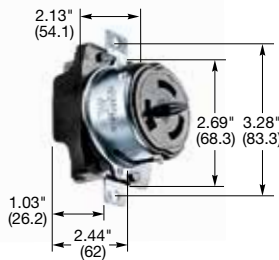


50A 480V AC
UL/CSA

Connector Bodies

Description	Cord Dia.	Catalog Number		
Nylon housing, thermoplastic polyester interior.	.830"-1.250" (21.08-31.75)	CS6360C	CS8264C	CS8464C

Note: See page B-60 for accessories.



CS8269

Receptacles

Description	Catalog Number		
Black phenolic.	CS6370	CS8269	CS8469†

Note: See page B-60 for accessories.
See page B-71 for technical information.
†Not CSA Certified.

Dimensions in Inches (mm)

50 Amp, 125/250, 3Ø 250 Volts and 3Ø 480 Volts AC

IP20
SUITABILITY



50A
125/250V AC
UL/CSA



50A
3Ø 250V AC
UL/CSA




50A
3Ø 480V AC
UL/CSA

Plugs

Description	Cord Dia.	Catalog Number		
Nylon cover, thermoplastic polyester interior.	.830"-1.250" (21.08-31.75)	CS6365C	CS8365C	CS8165C

Note: See page B-60 for accessories.

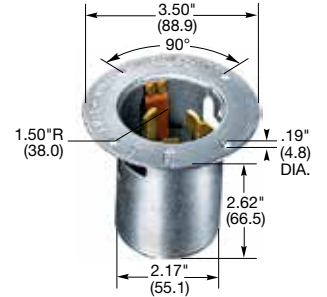


CS6365C

Flanged Inlets

Description	Catalog Number		
Zinc plated steel casing, thermoset interior.	CS6375	CS8375	CS8175
Zinc plated steel casing, thermoset interior with lift cover.	CS6375M2	-	-
Gray Valox® housing and flange.	HBL6375S*	-	-

Note: *Type 3R.



CS6375

IP20
SUITABILITY



50A
125/250V AC
UL/CSA



50A
3Ø 250V AC
UL/CSA

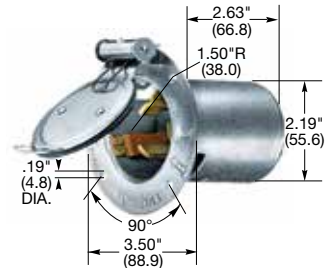


50A
3Ø 480V AC
UL/CSA

Connector Bodies

Description	Cord Dia.	Catalog Number		
Nylon cover, thermoplastic polyester interior.	.830"-1.250" (21.08-31.75)	CS6364C	CS8364C	CS8164C

Note: See page B-60 for accessories.

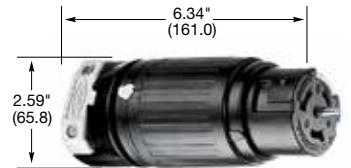


CS6375M2

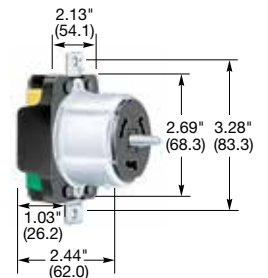
Receptacles

Description	Catalog Number		
Black phenolic.	CS6369	CS8369	CS8169

Note: See page B-60 for accessories.



CS6364C



CS6369



50 Amp, 250 Volts DC and 600 Volts AC



HBL3763C

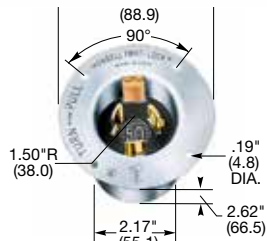
IP20
SUITABILITY



Plugs

Description	Cord Dia.	
Nylon housing, thermoplastic polyester interior.	.830"-1.250" (21.08-31.75)	HBL3763C

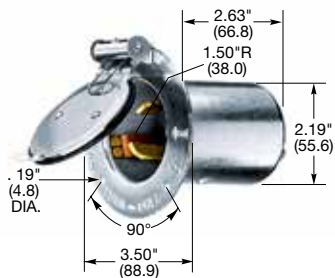
Note: See page B-60 for accessories.



HBL3777

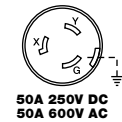
Flanged Inlets

Description	
Zinc plated steel casing, thermoset interior.	HBL3777
Zinc plated steel casing, thermoset interior with lift cover.	HBL3767



HBL3767

IP20
SUITABILITY



Connector Bodies

Description	Cord Dia.	
Nylon housing, thermoplastic polyester interior.	.830"-1.250" (21.08-31.75)	HBL3762C

Note: See page B-60 for accessories.

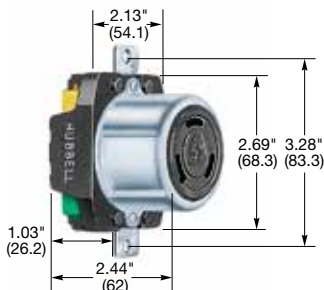


HBL3762C

Receptacles

Description	
Black phenolic.	HBL3771

Note: See page B-60 for accessories.
See page B-71 for technical information.



HBL3771


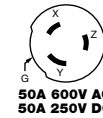
Dimensions in Inches (mm)

50 Amp, 250 Volts DC and 600 Volts AC

Plugs

Description	Cord Dia.	Catalog Number	
Nylon cover, thermoplastic polyester interior.	.830"-1.250" (21.08-31.75)	HBL3765C	HBL7765C

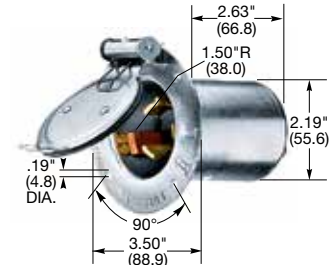
Note: See page B-60 for accessories.



HBL3765C

Flanged Inlets

Description	Catalog Number
Zinc plated steel casing, thermoset interior.	HBL3775 HBL7958
Zinc plated steel casing, thermoset interior with lift cover.	HBL3768 HBL7968

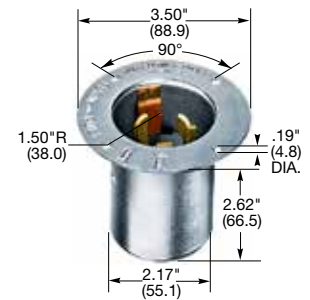


HBL3768

Connector Bodies

Description	Cord Dia.	Catalog Number	
Nylon cover, thermoplastic polyester interior.	.830"-1.250" (21.08-31.75)	HBL3764C	HBL7764C

Note: See page B-60 for accessories.



HBL3775


Receptacles

Description	Catalog Number
Black phenolic.	HBL3769 HBL7379

Note: See page B-60 for accessories.



HBL3764C



HBL3769

Important Note: Catalog numbers **HBL7765C**, **HBL7958**, **HBL7968**, **HBL7764C**, **HBL7379** are for replacement use only. See other singly rated 50A Twist-Lock® devices in this section. **HBL3700 series Twist-Lock devices do not interchange with any other devices in this section.**

Dimensions in Inches (mm)



50 Amp Twist-Lock® Accessories




HBL7774WO



HBL7770



HBL7382



HBL50SC



SS750



HBL7716C



HBL7717C



HBL4892



HBLCSCK

IP44
SUITABILITY

Weatherproof Receptacle Lift Cover Plates for FS/FD Box Mounting

Description	Catalog Number
Corrosion resistant, gray thermoplastic.	HBL7774WO
Same as above except yellow.	HBL77CM74WO
Cast aluminum.	HBL7770

Note: See section N for additional information on weatherproof plates.

Receptacle Plates for FS/FD Box Mounting

Description	Catalog Number
Cast aluminum with lift cover.	HBL7382**
Same as above less lift cover.	HBL7383*
Stainless steel, single gang, wallplate.	SS750[^]

Receptacle 1/2" Raised Cover

Description	Catalog Number
Galvanized Steel fits 4" square or 2-gang box.	HBL50SC[^]

IP55**
SUITABILITY

Weatherproof Boots

Description	Catalog Number
Seal-Tite® triple seal black elastomeric cover for plugs when used in a cord set and connector bodies when used with flanged inlets.	HBL7716C[†]
Seal-Tite triple seal black elastomeric cover for connector bodies when used with cord sets.	HBL7717C[†]

Inlet Closure Plug

Description	Catalog Number
Black closure plug.	HBL4892[†]

Replacement Parts

Description	Catalog Number
Cord clamp Kit.	HBLCSCK

Note: •Will only fit non-"CS" type 50A Twist-Lock receptacles.

*Not UL Listed "WDL Closed".

**When installed and used properly with plug and connector body combinations.

[^]IP20 SUITABILITY.

[†]Not UL Listed.



Features and Benefits

Hubbellock® Plugs and Connector Bodies

The Hubbellock devices feature an exclusive design unlike any other in the industry. The unique design is built to provide the safest heavy-duty device even in some of the harshest environments. These Hubbellock plugs and connector bodies are built with a super tough nylon housing for high impact resistance and a one of kind interior design for superior safety that Hubbell is known for.

The male contacts are molded into the nose for damage resistance and completely annihilate the chance of deformity. Additionally, the plug as well as the connector retains power mechanical cord grips that not only secure the cable but also clamp down on the conductors in order to provide unrivaled strain relief.

Inside the connector is Hubbell's unique safety design. With unparalleled box terminations the connector interior holds a spring-loaded safety shutter to provide the ultimate arc protection. Furthermore the exceptional heat and impact resistance is maintained by the thermoplastic interior contributing to a longer lasting device.

In all, the one of a kind function of the Hubbellock devices provide a safe and dependable performance in the most demanding applications.



HBL21415B



HBL21414B

Note: The cut-away views below and call-outs are construction elements pertaining specifically to the 30A Hubbellock series. While the Hubbellock contact interface design applies to all, there are construction elements that are different, depending on the amperage.



Housing Design

- Insulated non-metallic housing enhances safety and abuse resistance
- Impact resistance in the interior of the female device comes from a strong thermoplastic material



Internal Design

- No "lazy" connections because a spring-loaded safety shutter automatically ejects the plug if it hasn't been properly locked into the female device. This eliminates teasing of the contacts, a major cause of contact burn-up
- Arcs are snuffed out, when devices are mated or unmated under load, by spring-loaded safety shutter



Safety

- Enhanced safety because access to live female contacts is restricted by the spring-loaded safety shutter




Terminals

- Superior wire terminations are assured with box terminals and screws with pressure pads. This design captures stray wire strands and permits more clamping pressure on the wire without damaging it. Loosening of terminations and resulting heat build-up are greatly reduced



Installation

- Three-piece thermoplastic clamp assembly with fast-lead stainless screws provides a more consistent durable grip. Grommets provide a sealed cable entry that protects against the entry of moisture and dust



Contacts

- Positive locking is ensured by the nose of the plug being keyed into a detent in female device. This lock is independent of the contacts or a separate mechanical lock
- Longer contact life is assured by supplementary springs. Other devices rely just on contacts themselves to provide proper contact pressure



20 Amp, 125 Volts



HBL23035B

IP30
SUITABILITY

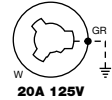


Plug

Description	Cord Dia.	Catalog Number
Nylon housing, thermoset interior.	.320"-.660" (8.12-16.5)	HBL23035B

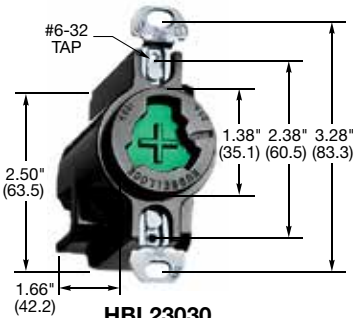


HBL23032B



Connector Body

Description	Cord Dia.	Catalog Number
Nylon housing, thermoset interior.	.320"-.660" (8.12-16.5)	HBL23032B



HBL23030



Receptacle

Description	Catalog Number
Black phenolic, back wired.	HBL23030

Note: Devices listed above are not interchangeable with any other Hubbell device listed in this catalog.

Accessories

Weatherproof Covers

Description	Catalog Number
Gray polycarbonate for FS/FD box mounting, corrosion resistant. IP44 SUITABILITY.	HBL7423WO
Same as above except yellow.	HBL74CM23WO
Cast aluminum, lift cover for indoor use only.	HBL23007
Stainless steel 302/304, single receptacle wallplate.	SS7
Stainless steel 430, single receptacle wallplate.	SS7L



HBL7423WO



HBL23007

Dimensions in Inches (mm)

Twist-Lock® Devices



20 Amp, 125 Volts AC or DC, 10 Amp, 250 Volts DC, 480 Volts AC

Plug

Description	Cord Dia.	Catalog Number
Nylon housing, thermoset interior.	.320"-.660" (8.12-16.5)	HBL23005GB

IP30
SUITABILITY



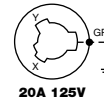
20A 125V



HBL23005GB

Connector Body

Description	Cord Dia.	Catalog Number
Nylon housing, thermoset interior.	.320"-.660" (8.12-16.5)	HBL23002GB



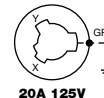
20A 125V



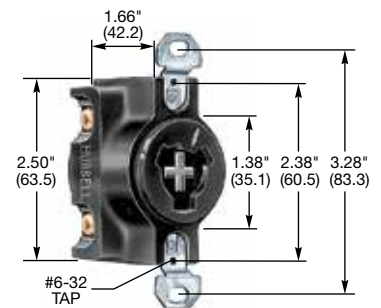
HBL23002GB

Receptacle

Description	Catalog Number
Black phenolic, back wired.	HBL23000G



20A 125V



HBL23000G

Accessories

Weatherproof Covers

Description	Catalog Number
Gray polycarbonate for FS/FD box mounting, corrosion resistant. IP44 SUITABILITY.	HBL7423WO
Same as above except yellow.	HBL74CM23WO
Cast aluminum, lift cover for indoor use only.	HBL23007
Stainless steel 302/304, single receptacle wallplate.	SS7
Stainless steel 430, single receptacle wallplate.	SS7L



HBL7423WO



HBL23007

Dimensions in Inches (mm)



30 Amp, 600 and 480 Volts AC, 20 Amp, 250 Volts DC




HBL21415B



HBL20445B

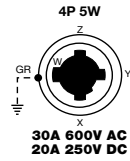
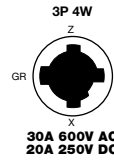


HBL25415B



HBL21447

IP30
SUITABILITY



Plugs

Description	Cord Dia.	Catalog Number		
Black nylon housing, thermoplastic interior.	.700"-1.200" (17.78-30.5)	HBL21415B	-	-
Same as above except corrosion resistant.	.700"-1.200" (17.78-30.5)	HBL21CM415B	-	-
Red nylon housing, thermoset interior.	.700"-1.200" (17.78-30.5)	-	HBL20445B[†]	-
Black nylon housing, thermoset interior, steel shroud.	.700"-1.200" (17.78-30.5)	-	-	HBL25415B

Note: See page B-68 for accessories.
[†]Not CSA Certified.

Flanged Inlets

Description	Catalog Number		
Weathertight, corrosion resistant, nickel plated brass plate, for FS/FD box mounting.	HBL22CM428	-	-
Black phenolic interior, aluminum housing, for FS/FD box mounting (not shown).	HBL20418	-	-
Aluminum angle housing, with ¼" NPT hub for surface mounting.	HBL21447	-	-

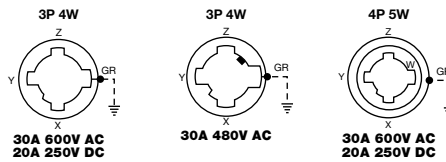


SEHBL3 - Switched enclosure for use with 3 pole 4 wire 30A Hubbellock receptacle. Receptacle not included. See page B-37 for additional information.

Dimensions in Inches (mm)

30 Amp, 600 and 480 Volts AC, 20 Amp, 250 Volts DC

IP30
SUITABILITY



Connector Bodies

Description	Cord Dia.	Catalog Number		
Black nylon housing, thermoplastic interior.	.700"-1.200" (17.78-30.5)	HBL21414B	-	-
Same as above except corrosion resistant.	.700"-1.200" (17.78-30.5)	HBL21CM414B	-	-
Red nylon housing, thermoset interior.	.700"-1.200" (17.78-30.5)	-	HBL20444B	-
Black nylon housing, thermoplastic interior.	.700"-1.200" (17.78-30.5)	-	-	HBL25414B

Note: See page B-68 for accessories.



HBL21414B



HBL20444B

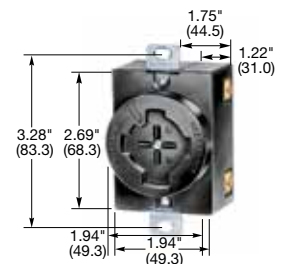
Receptacles

Description	Catalog Number		
Black phenolic.	HBL20403	-	-
Weathertight, corrosion resistant, nickel plated brass plate, for FS/FD box mounting. IP44 SUITABILITY.	HBL22CM427	-	-
Aluminum angle housing, with 3/4" NPT hub for surface mounting. IP44 SUITABILITY.	HBL21420	-	-
Black phenolic, red center insert.	-	HBL20443	-
Black phenolic interior, aluminum housing, blue finish, for FS/FD box mounting.	-	-	HBL25403
Black phenolic interior, aluminum weatherproof housing, blue finish for FS/FD box mounting. IP44 SUITABILITY.	-	-	HBL25250

Note: See page B-68 for accessories.



HBL25414B



HBL20403

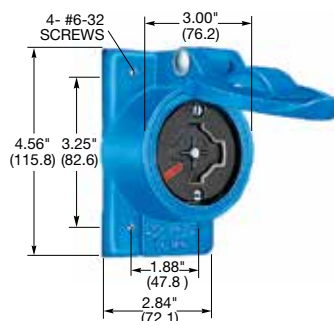
Receptacle Accessories

Description	Catalog Number
Thermoplastic, wet and damp locations with cover "open", gray.	HBL7428WOG*
Thermoplastic, wet and damp locations with cover "open", yellow.	HBL7428WOY*
Thermoplastic, wet and damp locations with cover "open", red.	HBL7428WOR*
Cast aluminum, wet locations only when cover "closed" and damp locations, lift cover plate.	HBL20405
Cast aluminum, wet locations only when cover "closed" and damp locations, red finish.	HBL20446
302/304 stainless, single gang, smooth. NOT weatherproof.	SS737

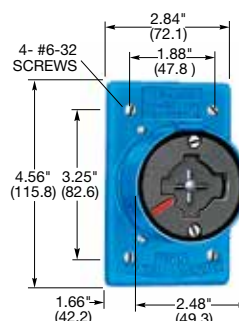
Note: *Features two #6-32 threaded inserts to back mount device to cover.



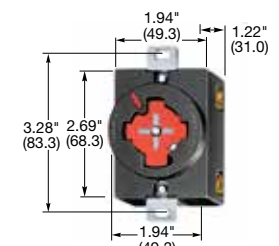
HBL21420



HBL25250



HBL25403



HBL20443

Dimensions in Inches (mm)



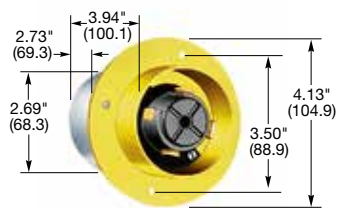
60 Amp, 600 Volts AC



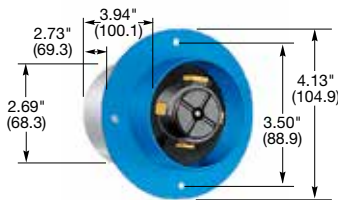
HBL26419



HBL26519

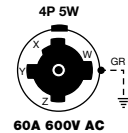
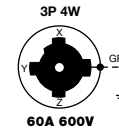


HBL26422



HBL26522

IP30
SUITABILITY



Plugs

Description	Cord Dia.	Catalog Number	
Black phenolic interior with yellow thermoplastic sleeve over steel housing.	.920"-1.450" (23.36-36.83)	HBL26419	-
Black phenolic interior with blue thermoplastic sleeve and steel housing.	1.00"-1.50" (25.40-38.10)	-	HBL26519

IP30
SUITABILITY

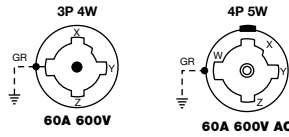
Flanged Inlets

Description	Catalog Number	
Black phenolic interior with steel housing and flange.	HBL26422	-
Black phenolic interior with steel housing and flange with blue finish.	-	HBL26522

Dimensions in Inches (mm)

60 Amp, 600 Volts AC

IP30
SUITABILITY




Connector Bodies

Description	Cord Dia.	Catalog Number
Black phenolic interior with yellow thermoplastic sleeve over steel cover.	.920"-1.450" (23.36-36.83)	HBL26418 -
Black phenolic interior with blue thermoplastic sleeve over steel cover.	1.00"-1.50" (25.40-38.10)	- HBL26516



HBL26418

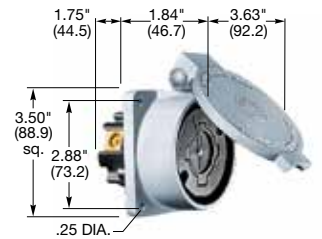


HBL26516

IP44
SUITABILITY

Receptacles

Description	Catalog Number
Black phenolic interior with short aluminum housing and lift cover.	HBL26410 -
Black phenolic interior with long aluminum housing and lift cover.	HBL26420 -
Black phenolic interior with long aluminum housing with lift cover and blue finish.	- HBL26520

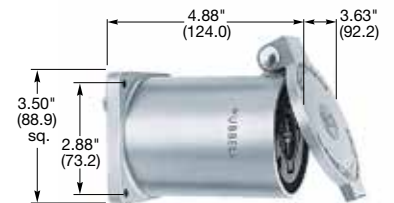


HBL26410

IP30
SUITABILITY

Flanged Receptacles

Description	Catalog Number
Black phenolic interior with steel housing and flange.	HBL26421 -
Black phenolic interior with steel housing and flange with blue finish.	- HBL26521




HBL26420

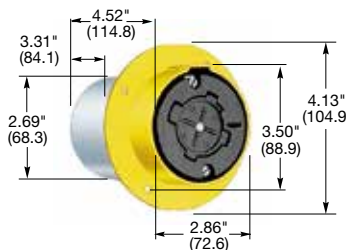
Receptacle Box and Adapter Plates (Box requires one adapter)

Description	Catalog Number
Box, cast aluminum, only for 60A Hubbell receptacles.	HBL26401
Straight adapter plate.	HBL26402
45° adapter plate.	HBL26404


Note: Straight or angle adapter plate must be used when mounting a 60A receptacle to HBL26401 box. Cannot be used with round flanged receptacles and inlets. See page B-68 for additional information.



HBL26520



HBL26421



HBL26521

Dimensions in Inches (mm)



Hubbellock® Accessories



HBL20405



SEHBL3



SAB34



HBL20424B



HBL20425B



H660A

30 Amp Hubbellock® Accessories

Receptacle Plates for FS/FD Box Mounting

Description	Catalog Number
Thermoplastic, wet and damp locations with cover "open", gray.	HBL7428WOG*
Thermoplastic, wet and damp locations with cover "open", yellow.	HBL7428WOY*
Thermoplastic, wet and damp locations with cover "open", red.	HBL7428WOR*
Cast aluminum, wet location only when cover "closed" and damp locations, lift cover plate.	HBL20405
Cast aluminum, wet location only when cover "closed" and damp locations, red finish.	HBL20446
302/304 stainless, single gang, smooth. NOT weatherproof.	SS737

Note: *Features two #6-32 threaded inserts to back mount device to cover.

Switched Enclosure

IP54
SUITABILITY

Description	Catalog Number
Switched enclosure for use with 30A 3 pole 4 wire Hubbellock receptacle. Receptacle not included.	SEHBL3

Note: For more information on switched enclosures see page B-37.

Liquidtight Metallic Conduit Adapters

Description	Catalog Number
Adapter for use with 1/2" NPT conduit fittings.	SAB12
Adapter for use with 3/4" NPT conduit fittings.	SAB34

Boots

Description	Catalog Number
"Mini" boot for 4 wire Hubbellock connector body.	HBL20424B†
"Mini" boot for 4 wire Hubbellock plug.	HBL20425B†

Note: †Not UL Listed or CSA Certified.

60 Amp Hubbellock® Accessories

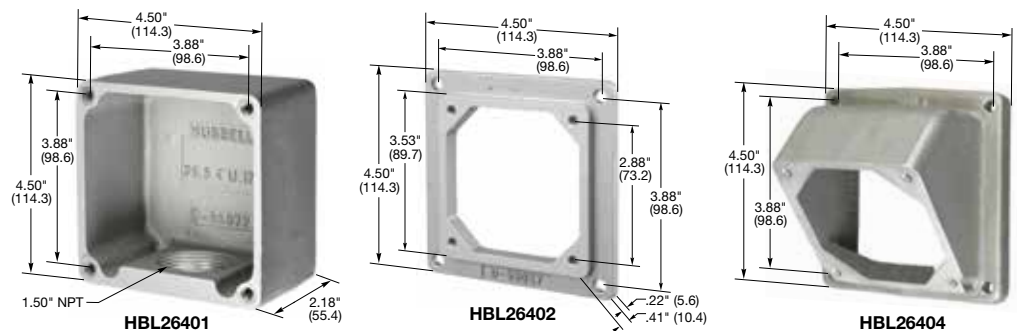
Receptacle Box and Adapter Plates (Box requires one adapter)

Description	Catalog Number
Box, cast aluminum, only for 60A Hubbellock receptacles.	HBL26401
Straight adapter plate.	HBL26402
45° adapter plate.	HBL26404

Note: Straight or angle adapter plate must be used when mounting a 60A receptacle to HBL26401 box. Cannot be used with round flanged receptacles and inlets.

Kellems® Cable Grip

Description	Cord Diameter	Catalog Number
Cable grip.	.830"-1.000" (21.1-25.4)	H660A
Cable grip (not shown).	1.000"-1.140" (25.4-28.9)	H661A
Cable grip (not shown).	1.125"-1.328 (28.6-33.7)	H662A



Dimensions in Inches (mm)