

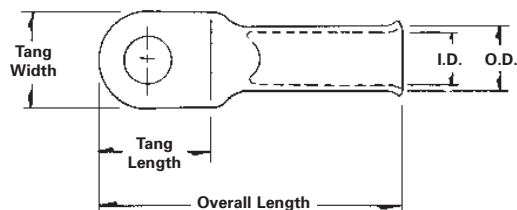
TYPE CCL

Features

- Electro-tin plated
- Sight hole
- Solid seamless tang
- Electrolytic copper
- UL 486A/B 90° C Listed and CSA Certified for 600 Volts
- May be used for high voltage applications up to 35KV
- For copper conductor only

Benefits

- Provides low contact resistance
- Visual inspection of proper cable insertion
- For performance and strength
- For high conductivity
- Ensures reliability
- Proper high voltage spacing and insulation techniques must be used



Catalog Number	Wire Size	Alt Wire Size	Bolt Size	Tang Length	Tang Width	Tang Thickness	Overall Length	Die Color Code	I.D.	O.D.
CCL-8-10	8 AWG	8 FLEX	#8-#10	0.579	0.445	0.071	1.201	RED	0.185	0.256
CCL-8-14	8 AWG	8 FLEX	1/4	0.579	0.445	0.071	1.201	RED	0.185	0.256
CCL-8-516	8 AWG	8 FLEX	5/16	0.724	0.598	0.059	1.276	RED	0.185	0.256
CCL-8-38	8 AWG	8 FLEX	3/8	0.724	0.598	0.059	1.276	RED	0.185	0.256
CCL-8-12	8 AWG	8 FLEX	1/2	0.858	0.752	0.059	1.480	RED	0.185	0.256

CONTINUED ON NEXT PAGE.

Tooling Information

Catalog Number	Standard Stranded Conductor				Color Code
	ILSCO		Burndy	Thomas & Betts	
	MT-25 Hand Dieless No. of Crimps	ILC-10-N Die No. No. of Crimps	MY29-3 Hand Dieless No. of Crimps	TBM8	
CCL-8	(1)	(3)	(1)	(1)	Red

All wire sizes, unless noted otherwise, are American Wire Gauge (AWG)

UL File E6207

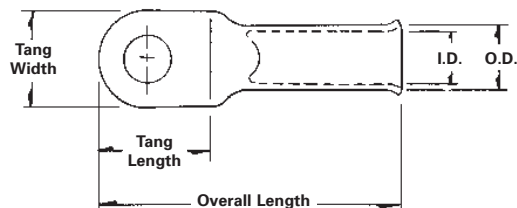
TYPE CCL

Features

- Electro-tin plated
- Sight hole
- Solid seamless tang
- Electrolytic copper
- UL 486A/B 90° C Listed and CSA Certified for 600 Volts
- May be used for high voltage applications up to 35KV
- For copper conductor only

Benefits

- Provides low contact resistance
- Visual inspection of proper cable insertion
- For performance and strength
- For high conductivity
- Ensures reliability
- Proper high voltage spacing and insulation techniques must be used



Catalog Number	Wire Size	Alt Wire Size	Bolt Size	Tang Length	Tang Width	Tang Thickness	Overall Length	Die Color Code	I.D.	O.D.
CCL-6-10	6 AWG	6 FLEX	#10	0.579	0.445	0.075	1.268	BLUE	0.232	0.299
CCL-6-14	6 AWG	6 FLEX	1/4	0.579	0.445	0.075	1.268	BLUE	0.232	0.299
CCL-6-516	6 AWG	6 FLEX	5/16	0.724	0.598	0.067	1.409	BLUE	0.232	0.299
CCL-6-38	6 AWG	6 FLEX	3/8	0.724	0.598	0.067	1.409	BLUE	0.232	0.299
CCL-6-12	6 AWG	6 FLEX	1/2	0.858	0.752	0.059	1.551	BLUE	0.232	0.299

CONTINUED ON NEXT PAGE.

Tooling Information

Catalog Number	Standard Stranded Conductor				Color Code
	ILSCO		Burndy	Thomas & Betts	
	MT-25 Hand Dieless No. of Crimps	ILC-10-N Die No. No. of Crimps	MY29-3 Hand Dieless No. of Crimps	TBM8	
CCL-6	(1)	(2)	(1)	(1)	Blue

All wire sizes, unless noted otherwise, are American Wire Gauge (AWG)

UL File E6207

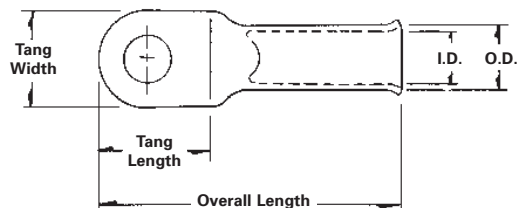
TYPE CCL

Features

- Electro-tin plated
- Sight hole
- Solid seamless tang
- Electrolytic copper
- UL 486A/B 90° C Listed and CSA Certified for 600 Volts
- May be used for high voltage applications up to 35KV
- For copper conductor only

Benefits

- Provides low contact resistance
- Visual inspection of proper cable insertion
- For performance and strength
- For high conductivity
- Ensures reliability
- Proper high voltage spacing and insulation techniques must be used



Catalog Number	Wire Size	Alt Wire Size	Bolt Size	Tang Length	Tang Width	Tang Thickness	Overall Length	Die Color Code	I.D.	O.D.
CCL-4-10	4 AWG	4 FLEX	#10	0.681	0.516	0.075	1.496	GRAY	0.283	0.362
CCL-4-14	4 AWG	4 FLEX	1/4	0.681	0.516	0.075	1.496	GRAY	0.283	0.362
CCL-4-516	4 AWG	4 FLEX	5/16	0.728	0.626	0.075	1.496	GRAY	0.283	0.362
CCL-4-38	4 AWG	4 FLEX	3/8	0.728	0.626	0.075	1.496	GRAY	0.283	0.362
CCL-4-12	4 AWG	4 FLEX	1/2	0.858	0.752	0.091	1.681	GRAY	0.283	0.362

CONTINUED ON NEXT PAGE.
Dimensions in inches - approximate.

Tooling Information

Catalog Number	Standard Stranded Conductor				Color Code
	ILSCO		Burndy	Thomas & Betts	
	MT-25 Hand Dieless No. of Crimps	ILC-10-N Die No. No. of Crimps	MY29-3 Hand Dieless No. of Crimps	TBM8	
CCL-4	(1)	(2)	(1)	(2)	Grey

All wire sizes, unless noted otherwise, are American Wire Gauge (AWG)

UL File E6207

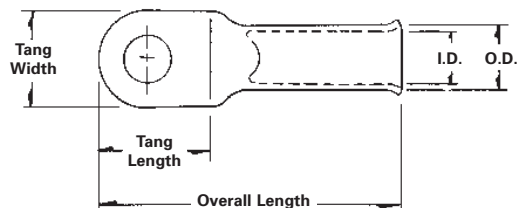
TYPE CCL

Features

- Electro-tin plated
- Sight hole
- Solid seamless tang
- Electrolytic copper
- UL 486A/B 90° C Listed and CSA Certified for 600 Volts
- May be used for high voltage applications up to 35KV
- For copper conductor only

Benefits

- Provides low contact resistance
- Visual inspection of proper cable insertion
- For performance and strength
- For high conductivity
- Ensures reliability
- Proper high voltage spacing and insulation techniques must be used



Catalog Number	Wire Size	Alt Wire Size	Bolt Size	Tang Length	Tang Width	Tang Thickness	Overall Length	Die Color Code	I.D.	O.D.
CCL-2-14	2 AWG	3 FLEX	1/4	0.728	0.598	0.094	1.606	BROWN	0.335	0.429
CCL-2-516	2 AWG	3 FLEX	5/16	0.728	0.598	0.094	1.606	BROWN	0.335	0.429
CCL-2-38	2 AWG	3 FLEX	3/8	0.728	0.598	0.094	1.606	BROWN	0.335	0.429
CCL-2-12	2 AWG	3 FLEX	1/2	0.858	0.752	0.102	1.752	BROWN	0.335	0.429
CCL-1-14	1 AWG	2 FLEX	1/4	0.858	0.650	0.098	1.720	GREEN	0.362	0.461
CCL-1-516	1 AWG	2 FLEX	5/16	0.858	0.650	0.098	1.720	GREEN	0.362	0.461
CCL-1-38	1 AWG	2 FLEX	3/8	0.858	0.650	0.098	1.720	GREEN	0.362	0.461
CCL-1-12	1 AWG	2 FLEX	1/2	0.858	0.752	0.102	1.831	GREEN	0.362	0.461

CONTINUED ON NEXT PAGE.

Tooling Information

Catalog Number	Standard Stranded Conductor				Color Code
	ILSCO		Burndy	Thomas & Betts	
	MT-25 Hand Dieless No. of Crimps	ILC-10-N Die No. No. of Crimps	MY29-3 Hand Dieless No. of Crimps	TBM8	
CCL-2	(1)	(2)	(2)	(2)	Brown
CCL-1	(1)	(2)	(2)	(2)	Green

All wire sizes, unless noted otherwise, are American Wire Gauge (AWG)

UL File E6207

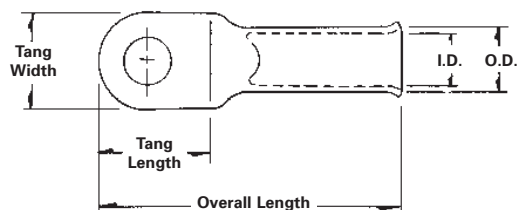
TYPE CCL

Features

- Electro-tin plated
- Sight hole
- Solid seamless tang
- Electrolytic copper
- UL 486A/B 90° C Listed and CSA Certified for 600 Volts
- May be used for high voltage applications up to 35KV
- For copper conductor only

Benefits

- Provides low contact resistance
- Visual inspection of proper cable insertion
- For performance and strength
- For high conductivity
- Ensures reliability
- Proper high voltage spacing and insulation techniques must be used



Catalog Number	Wire Size	Alt Wire Size	Bolt Size	Tang Length	Tang Width	Tang Thickness	Overall Length	Die Color Code	I.D.	O.D.
CCL-1/0-14	1/0 AWG	1 FLEX	1/4	0.791	0.713	0.110	1.831	PINK	0.406	0.516
CCL-1/0-516	1/0 AWG	1 FLEX	5/16	0.791	0.713	0.110	1.831	PINK	0.406	0.516
CCL-1/0-38	1/0 AWG	1 FLEX	3/8	0.791	0.713	0.110	1.831	PINK	0.406	0.516
CCL-1/0-12	1/0 AWG	1 FLEX	1/2	0.890	0.815	0.110	1.902	PINK	0.406	0.516
CCL-2/0-14	2/0 AWG	1/0 FLEX	1/4	0.929	0.815	0.110	2.055	BLACK	0.461	0.571
CCL-2/0-516	2/0 AWG	1/0 FLEX	5/16	0.929	0.815	0.110	2.055	BLACK	0.461	0.571
CCL-2/0-38	2/0 AWG	1/0 FLEX	3/8	0.929	0.815	0.110	2.055	BLACK	0.461	0.571
CCL-2/0-12	2/0 AWG	1/0 FLEX	1/2	0.929	0.815	0.110	2.055	BLACK	0.461	0.571

CONTINUED ON NEXT PAGE.

Tooling Information

Catalog Number	Standard Stranded Conductor				Color Code
	ILSCO		Burndy	Thomas & Betts	
	MT-25 Hand Dieless No. of Crimps	ILC-10-N Die No. No. of Crimps	MY29-3 Hand Dieless No. of Crimps	TBM8	
CCL-1/0	(1)	(2)	(2)	(2)	Pink
CCL-2/0	(1)	-	(2)	(2)	

All wire sizes, unless noted otherwise, are American Wire Gauge (AWG)

UL File E6207

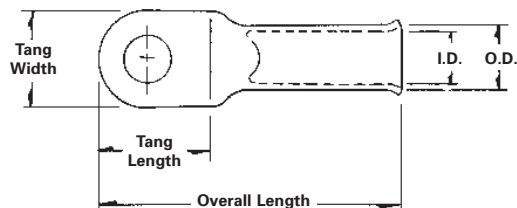
TYPE CCL

Features

- Electro-tin plated
- Sight hole
- Solid seamless tang
- Electrolytic copper
- UL 486A/B 90° C Listed and CSA Certified for 600 Volts
- May be used for high voltage applications up to 35KV
- For copper conductor only

Benefits

- Provides low contact resistance
- Visual inspection of proper cable insertion
- For performance and strength
- For high conductivity
- Ensures reliability
- Proper high voltage spacing and insulation techniques must be used



Catalog Number	Wire Size	Alt Wire Size	Bolt Size	Tang Length	Tang Width	Tang Thickness	Overall Length	Die Color Code	I.D.	O.D.
CCL-3/0-14	3/0 AWG	2/0 FLEX	1/4	0.969	0.894	0.118	2.161	ORANGE	0.512	0.630
CCL-3/0-516	3/0 AWG	2/0 FLEX	5/16	0.969	0.894	0.118	2.161	ORANGE	0.512	0.630
CCL-3/0-38	3/0 AWG	2/0 FLEX	3/8	0.969	0.894	0.118	2.161	ORANGE	0.512	0.630
CCL-3/0-12	3/0 AWG	2/0 FLEX	1/2	0.969	0.894	0.118	2.161	ORANGE	0.512	0.630
CCL-4/0-14	4/0 AWG	3/0 FLEX	1/4	1.071	1.035	0.130	2.382	PURPLE	0.591	0.720
CCL-4/0-516	4/0 AWG	3/0 FLEX	5/16	1.071	1.035	0.130	2.382	PURPLE	0.591	0.720
CCL-4/0-38	4/0 AWG	3/0 FLEX	3/8	1.071	1.035	0.130	2.382	PURPLE	0.591	0.720
CCL-4/0-12	4/0 AWG	3/0 FLEX	1/2	1.071	1.035	0.130	2.382	PURPLE	0.591	0.720

Tooling Information

Catalog Number	Standard Stranded Conductor				Color Code
	ILSCO		Burndy	Thomas & Betts	
	MT-25 Hand Dieless No. of Crimps	ILC-10-N Die No. No. of Crimps	MY29-3 Hand Dieless No. of Crimps	TBM8	
CCL-3/0	(1)	-	(2)	(2)	
CCL-4/0	(2)	-	(2)	(2)	

All wire sizes, unless noted otherwise, are American Wire Gauge (AWG)

UL File E6207