


## Index

Product	Page
<b>Fire-Rated Poke-Throughs (FRPT) Applications</b> . . . . .	P-2
<b>Hubbell SystemOne Recessed Systems</b> . . . . .	P-4
8 Inch Fittings and Sub-Plates. . . . .	P-6
6 Inch Fittings and Sub-Plates. . . . .	P-8
4 Inch Fittings and Sub-Plates. . . . .	P-10
8 Inch Core Hole, One-Piece Units . . . . .	P-12
6 Inch Core Hole, One-Piece Units . . . . .	P-13
4 Inch Core Hole, One-Piece Units . . . . .	P-14
<b>Hubbell SystemOne FRPT</b> . . . . .	
4 Inch Core Hole . . . . .	P-15
4 Inch One-Piece Units . . . . .	P-16
4 Inch Through Floor Fittings. . . . .	P-17
Sub-Plates . . . . .	P-18
Configuration Chart . . . . .	P-19
<b>2X2 Flush FRPT</b> . . . . .	
3 Inch Core Hole Units. . . . .	P-20
<b>Flush Duplex FRPT</b> . . . . .	
3 Inch Core Hole Units. . . . .	P-21
<b>Flush Furniture Feed FRPT</b> . . . . .	
3 Inch Core Hole Units. . . . .	P-22
<b>Painted Pedestal FRPT</b> . . . . .	
2 and 3 Inch Core Hole Units. . . . .	P-23
<b>Brushed Aluminum Pedestal FRPT</b> . . . . .	
3 Inch Core Hole Two-Piece Units. . . . .	P-24
<b>Technical Information</b> . . . . .	P-25

Hubbell SystemOne  
Recessed 8 InchHubbell SystemOne  
Recessed 6 InchHubbell SystemOne  
Recessed 4 InchHubbell SystemOne  
4x4 Application



Hubbell's SystemOne Recessed Fire-Rated Poke-Throughs (FRPT) enhances functionality providing increased power, data and audio visual capacity. Safety is improved with recessed connectivity, a low profile flange, and egress doors that hinge inwards. Building value is enhanced with plated finishes to match and blend with modern building décor.

### Hubbell SystemOne Recessed FRPTs for 8" Core Hole Applications...



#### High Capacity Multimedia Applications


Sub-plate layout for the center three gangs of the eight inch FRPT allows for maximum audio visual capacity. The NEMA spacing allows the product flexibility to easily accept 3rd party products.



#### High Capacity Multimedia Applications

Perimeter sub plates for the eight inch FRPT help compliment the audio visual or data in the center three gangs. Additionally these plates can be exchange for other low voltage compatible plates.

#### 8 Inch Recessed Access



Center Sub-Plates  
with Outer Sub-plates

### Hubbell SystemOne Recessed FRPTs for 6" Core Hole Applications...



#### 60/40 6" Sub-Plate Split


An Industry first, the 60/40 sub-plate layout allows for unmatched capacity with up to 12 keystone jacks and one 20A duplex.



#### 50/50 6" Sub-Plate Split

Two duplexes with ample audio/video and data are achieved by using the 50/50 sub-plate layout. Additionally this layout will accommodate two Style Line® devices for GFCI, surge, etc. applications.

#### 6 Inch Recessed Access



60/40 split  
Sub-Plates

50/50 split  
Sub-Plates

### Hubbell SystemOne Recessed FRPTs for 4" Core Hole Applications...



#### 4" Quad Sub-Plate


The quad sub-plate can be wired on one circuit or two and includes 18 inch of stranded 12AWG wire.



#### 4" 2X2 Sub-Plate

The 2x2 sub plates are available with Style Line® or traditional duplex openings and can accommodate up to two keystone jacks.

#### 4 Inch Recessed Access




Quad Sub-Plate

Multi & Single Service  
Sub-Plates



Featuring the innovative SystemOne product line, Hubbell's offering of Fire-Rated Poke-Throughs (FRPT) products provide installers with a broad range of options to support a wide array of connections. Hubbell SystemOne flush FRPTs install in a 4" core hole and provide users the flexibility to create personal solutions for their most demanding applications.

## Hubbell SystemOne FRPTs for 4" Core Hole Applications...



### Multi-Service Applications

This Hubbell SystemOne sub-plate incorporates two Style Line® rectangular openings. These can be used for a variety of power and/or data applications. It will accommodate 15 or 20 amp, standard, isolated ground, GFCI or surge protected receptacles. Using communication frames it can provide up to a 6-port multi-service or a 12-port all communication solution.



### Multimedia Applications

Other Hubbell SystemOne sub-plates are designed to meet the growing needs of the audio and video markets. Some sub-plates provide power outlets with Hubbell's audio/video products including 15-pin SVGA, RCA, S-Video, 3.5mm stereo, and XLR microphone jacks. Other sub-plates can accommodate Extron® Electronics MAAP and AAP series audio/video modules.



### 4X4 Applications

Provides maximum power capacity for flush, multi-service applications. This sub-plate features a pre-wired four outlet 20A, 125V receptacle and four openings for Hubbell's Snap Fit, flush mount modular jacks and audio/video connectors.

## Traditional FRPTs for 3" and 2" Core Hole Applications...




### Flush Applications

Hubbell offers a variety of single and multi-service flush fire-rated poke-through products. It incorporates a Hubbell Style Line®, 20 amp, duplex receptacle and two Hubbell Category 5e data jacks. The jacks mount flush to the cover for an unobtrusive appearance. Various colors and all brass versions are available.



### Pedestal Applications

Hubbell offers single and multi-service pedestal style FRPTs for those applications requiring above-the-floor connections. Available in 2-, 4- or 6-gang sizes, pedestal FRPTs provide more power and low voltage connections to the desktop than most flush configurations in a 3 inch core hole.



### Furniture Feed Applications

Hubbell offers single and multiple service flush and pedestal style FRPTs that deliver power and voice/data cabling to feed furniture systems. Various models can feed up to 2 inch conduit and can accommodate up to 36 Category 5e data cables.



# Fire-Rated Poke-Throughs for Concrete Floors

## Hubbell SystemOne Recessed Systems

### Features and Benefits



#### Safety

- Low profile flange, 0.150", is better than ADA requirements
- Hide-away egress door fold under cover while in use
- 180° opening of main door

#### Functionality

- Cables and connections are protected by recessed functionality
- Open architecture sub-plate design
- Dirt ingress reduced by egress door brushes
- Exceeds UL 514A Scrub Requirements with ScrubShield® technology
- Easy selection with common flange for all floor types



#### Value

- Enhance building décor with numerous finishes
- Increase durability and longevity with cast aluminum covers

#### 8 Inch Sub-Plate Features




##### Center Plate Configurations

- Allows for three duplex receptacles or up to 18 data and or audio visual jacks
- Open architecture sub-plate design accommodates FSR®, Extron®, Crestron®, etc.
- NEMA spacing between devices
- All plates can be independently wired

##### Outer Plate Configurations

- Available in pre-wired 20A duplex receptacles or data/AV plates
- Multiple 20A duplex receptacles can be wired to a common circuit or independently

#### 6 Inch Sub-Plate Features



##### 60/40 Device Plate Combination

- Allows for a wide array of data and audio visual connectivity with a 20A duplex receptacle
- The two plates can be independently wired



##### 50/50 Device Plate Combination

- Accommodates up to two 20A duplex receptacles with eight data or audio visual connections
- The two plates can be independently wired

#### 4 Inch Sub-Plate Features



##### Plate Configurations

- Quad receptacle sub-plate, single or dual circuit wiring
- 2x2 sub plate for decorator or traditional receptacles plus two keystone jacks
- Since service decorator or traditional sub-plates

#### On-line Resources

- BIM models, customer drawings and technical specifications are available on [www.hubbell-wiring.com](http://www.hubbell-wiring.com)

*Extron® is a registered trademark of Extron Electronics.*

*Crestron® is a registered trademark of Crestron Electronics, Inc.*

*FSR® is a registered trademark of FSR Inc.*

#### STEP 1: Select Poke Through

8 Inch Recessed Access



6 Inch Recessed Access



6 Inch Furniture Feed




4 Inch Recessed Access




#### STEP 2: Select Sub-Plates

8 Inch Recessed Access



Center Sub-Plates  
with Outer Sub-plates


6 Inch Recessed Access



60/40 split  
Sub-Plates

50/50 split  
Sub-Plates

4 Inch Recessed Access



Quad  
Sub-Plates

2X2  
Sub-Plates

Note: Furniture feed model does not use sub-plates.

#### STEP 3: Select Cover Finishes



Black  
Powder Coat



Bronze  
Plated Finish



Brushed  
Brass Plated



Satin  
Nickel Plated



Brushed  
Aluminum

#### Recommended Fire-Rated Poke-Through Size Chart


To avoid over or under utilizing the capacity of the fire-rated poke-through, first determine how many gangs of power, data and AV are required for the application. The matrix below will guide you to the correct poke-through size.

Recommended Fire-Rated Poke-Through Size						
POWER GANGS	5	8"	Exceeds capacity			
	4	8"	8"	of Hubbell recessed		
	3	6"	8"	8"	poke-throughs	
	2	6"	6"	8"	8"	
	1	4"	6"	6"	8"	8"
	0	—	4"	6"	8"	8"
		0	1	2	3	4
		DATA AND AV GANGS				

Example: 2 gangs of power, 1 gang of AV and 1-gang of data is required.  
Find the intersection for 2 power gangs with 2 data/AV gangs.  
The highlighted intersection defines the recommended FRPT.

Fire-Rated Poke-Throughs for Concrete Floors  
Hubbell SystemOne Recessed Systems  
8 Inch Fire-Rated Poke-Through Fittings

- Step down installation
- Maintains concrete floor fire rating up to two hours
- Junction box standard
- For use in the City of Chicago applications, junction box is NOT included
- Features ScrubShield® technology that exceeds UL514A scrub water exclusion requirements



8 Inch Fire-Rated Poke-Through

Description	Catalog Number
8 Inch Fire-Rated Poke-Through includes: (1) 1/4 inch power EMT plus (1) S1R8JNC1 with (1) 1 inch EMT and (1) 1 1/2 inch EMT.	<b>S1R8PTFIT1</b>
8 Inch Fire-Rated Poke-Through includes: (1) 1/4 inch power EMT plus (1) S1R8JNC2 with (2) 1 inch EMT.	<b>S1R8PTFIT2</b>
8 Inch Fire-Rated Poke-Through includes: (1) 1/4 inch power EMT plus (1) S1R8JNC3 with (1) 2 inch EMT.	<b>S1R8PTFIT3</b>
8 Inch Fire-Rated Poke-Through includes: (1) 1/4 inch power EMT plus (1) S1R8JNC1 with (2) 1 inch EMT and (1) 1 1/2 inch EMT. No Junction box or flexible metal conduit.	<b>S1R8PTFIT1CHI</b>
8 Inch Fire-Rated Poke-Through includes: (1) 1/4 inch power EMT plus (1) S1R8JNC2 with (2) 1 inch EMT. No Junction box or flexible metal conduit.	<b>S1R8PTFIT2CHI</b>
8 Inch Fire-Rated Poke-Through includes: (1) 1/4 inch power EMT plus (1) S1R8JNC3 with (1) 2 inch EMT. No Junction box or flexible metal conduit.	<b>S1R8PTFIT3CHI</b>

Note: See page P-25 for technical information.











# Fire-Rated Poke-Throughs for Concrete Floors Hubbell SystemOne Recessed Systems 8 Inch Sub-Plates

## Center Plate Configurations






- Allows for 3 duplexes or up to 18 data/ AV jacks. Other combinations possible
- Accepts third party AV devices (i.e. FSR®, Crestron®, Extron®)
- Standard NEMA spacing between devices



## Center Sub-Plates - Single Gang

Description	Catalog Number	Description	Catalog Number
Blank cover plate	 <b>S1R8CSPB</b>	(2) Extron® MAAP openings	 <b>S1R8CSPC</b>
(1) 1 unit Hubbell iSTATION opening	 <b>S1R8CSPD</b>	(1) 1.5 unit Hubbell iSTATION opening (See section W for modules)	 <b>S1R8CSPE</b>
(1) 1.60" opening for 20A & 30A Twist-Lock®	 <b>S1R8CSPG</b>	(1) Duplex opening	 <b>S1R8CSPI</b>
(1) 1.40" opening for simplex or 15A Twist-Lock®	 <b>S1R8CSPJ</b>	(1) Style Line® Decorator opening	 <b>S1R8CSPK</b>

## Center Sub-Plates - Two and Three Gang

Two gang; (4) Extron® AAP openings	 <b>S1R8CSPA</b>	Two gang; 3 unit Hubbell iSTATION opening (See section W for modules)	 <b>S1R8CSPL</b>
Two gang; (2) Style Line® Decorator openings	 <b>S1R8CSPM</b>	Two gang; device depth extension collar (for use with 3rd party data up to 2.5" depth or two power receptacles)	 <b>S1R8CSPEXT</b>
Three gang; blank cover plate	 <b>S1R8CSPN</b>		

Note: Rectangle sub-plates are for center compartment, crescent sub-plates are for outer compartments and are not inter-changeable







Extron® is a registered trademark of Extron Electronics.  
Crestron® is a registered trademark of Crestron Electronics, Inc.  
FSR® is a registered trademark of FSR Inc.

## Outer Plate Configurations

- Available in pre-wired duplexes or openings to accommodate third party AV Devices
- Multiple duplexes can be wired in the supplied junction box or independently



## Outer Sub-Plates

Description	Catalog Number	Description	Catalog Number
Blank cover plate	 <b>S1R8PSPU</b>	Single Extron® MAAP opening	 <b>S1R8PSPV</b>
Pull through with 1" bushing opening	 <b>S1R8PSPW</b>	Single Extron® MAAP opening	 <b>S1R8PSPX</b>
(1) 1 unit Hubbell iSTATION opening (See section W for modules)	 <b>S1R8PSPY</b>	Dual 20A pre-wired power cubes; one circuit (Supplied with isolated ground sticker)	 <b>S1R8PSPZ</b>

## Recessed 8 Inch Cover

Single Piece 8 Inch FRPT Cover Assembly unit includes solid cast aluminum construction, carpet gasket and mounting hardware.



Finish	Catalog Number
Brushed Aluminum	<b>S1R8CVRALU</b>
Black Powder Coat	<b>S1R8CVRBLK</b>
Brushed Brass Plated	<b>S1R8CVRBRS</b>
Bronze Plated Finish	<b>S1R8CVRBRZ</b>
Satin Nickel Plated	<b>S1R8CVRNKL</b>

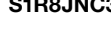
## 8 Inch Accessories

Description	Catalog Number
Pre-pour tube, includes hardware	<b>S1R8PPT*</b>
Abandonment plate, black finish	<b>S1R8ADMTBK</b>
Low voltage replacement divider	<b>S1R8DIV</b>
Power junction box, 27.0 cubic inches; (1) 3/4 inch and (1) 1 inch EMT connector	<b>S1FRPTJB</b>

## Replacement Fitting Box

Description	Catalog Number
(1) 1 inch & (1) 1 1/2 inch EMTs	<b>S1R8JNC1</b>
(2) 1 inch EMTs	<b>S1R8JNC2</b>
(1) 2 inch EMT	<b>S1R8JNC3</b>

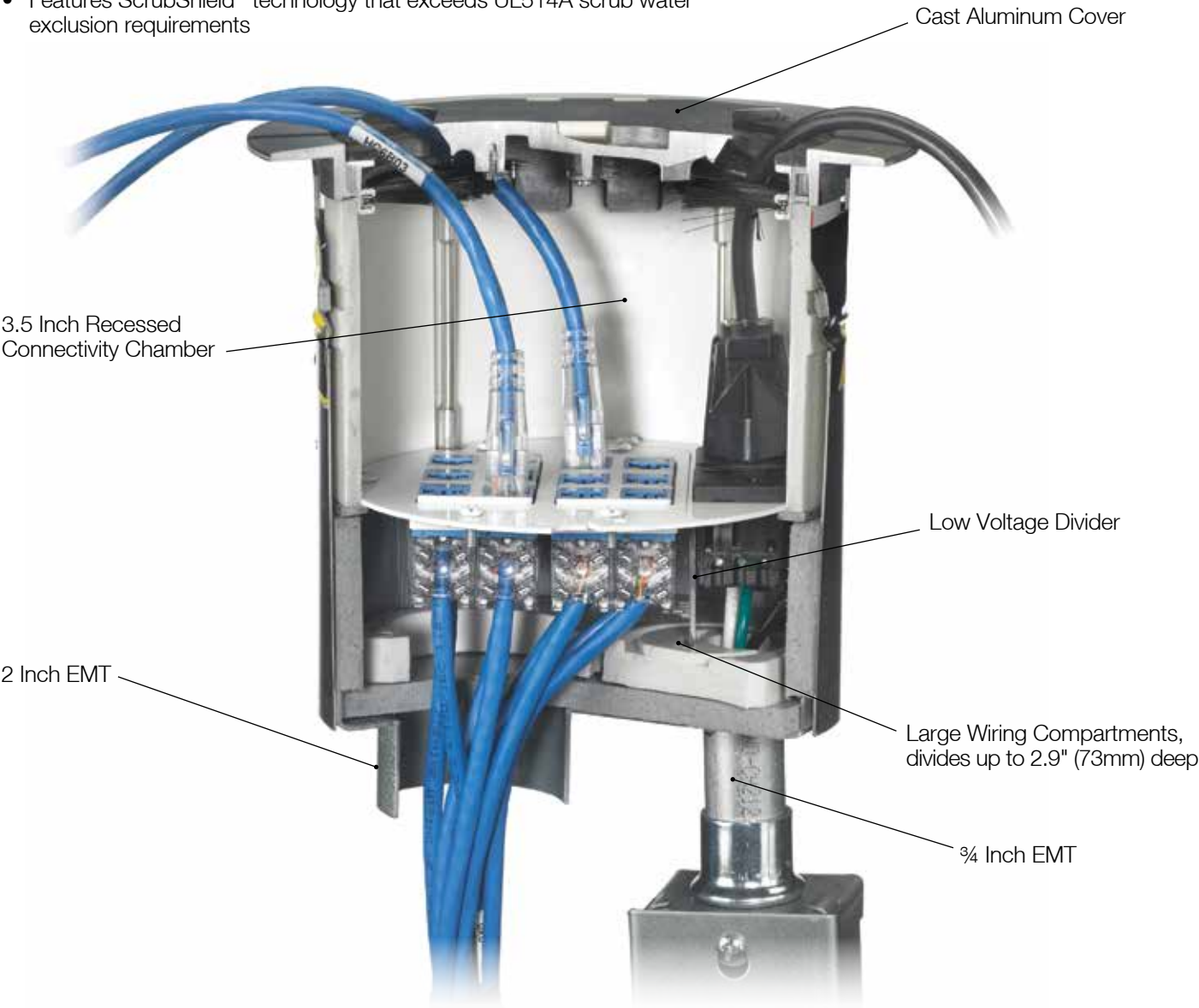
Note: \*Not UL Listed.





Fire-Rated Poke-Throughs for Concrete Floors  
Hubbell SystemOne Recessed Systems  
6 Inch Fire-Rated Poke-Through Fittings

- Step down installation
- Maintains concrete floor fire rating up to two hours
- Junction box standard
- Includes (1) 2 inch data/AV EMT and (1) 3/4 inch power EMT
- For use in the City of Chicago applications, junction box is NOT included
- Features ScrubShield® technology that exceeds UL514A scrub water exclusion requirements



6 Inch Fire-Rated Poke-Through

Description	Catalog Number
6 Inch Fire-Rated Poke-Through	<b>S1R6PTFIT</b>
6 Inch Fire-Rated Poke-Through; for use in the City of Chicago	<b>S1R6PTFITCHI</b>

*Note: See page P-26 for technical information.*







# Fire-Rated Poke-Throughs for Concrete Floors Hubbell SystemOne Recessed Systems 6 Inch Sub-Plates

## 60/40 Device Plate Combination



- Allows for up to twelve data/AV jacks plus a 20A duplex receptacle
- Two plates which can be wired independently



### Left 60% Sub-Plates

Description	Catalog Number	Description	Catalog Number
(1) Style Line® Decorator and (2) Extron® MAAP openings, left side only	 <b>S1R6SPV</b>	(1) Style Line® Decorator and (2) Extron® AAP openings, left side only	 <b>S1R6SPX</b>
(2) Style Line® Decorator openings, left side only	 <b>S1R6SPW</b>	(1) Style Line® Decorator and (2) 1.5 unit Hubbell iSTATION openings, left side only (See section W for modules)	 <b>S1R6SPY</b>

### Right 40% Sub-Plates

(2) 20A pre-wired receptacles; 16 inch lead; one circuit, right side only (Supplied with isolated ground sticker)	 <b>S1R6SPZ</b>	(2) 20A pre-wired receptacles; 25 foot lead; one circuit, right side only (Supplied with isolated ground sticker)	 <b>S1R6SPZ25</b>
---	--	---	--

## Recessed 6 Inch Cover

6 Inch Fire-Rated Poke-Through cover assembled unit includes solid cast aluminum construction, carpet gasket and mounting hardware.



Finish	Catalog Number	Furniture Feed Option
Brushed Aluminum	<b>S1R6CVRALU</b>	<b>S1R6FFCVRALU</b>
Black Powder Coat	<b>S1R6CVRBLK</b>	<b>S1R6FFCVRBLK</b>
Brushed Brass Plated	<b>S1R6CVRBRS</b>	<b>S1R6FFCVRBRS</b>
Bronze Plated Finish	<b>S1R6CVRBRZ</b>	<b>S1R6FFCVRBRZ</b>
Satin Nickel Plated	<b>S1R6CVRNKL</b>	<b>S1R6FFCVRNKL</b>

## 6 Inch Accessories

Description	Catalog Number
Pre-pour tube, includes hardware	<b>S1R6PPT*</b>
Abandonment plate, black finish	<b>S1R6ADMTBK</b>
Low voltage replacement divider	<b>S1R6DIV</b>
Power junction box, 27.0 cubic inches; (1) 3/4 inch and (1) 1 inch EMT connector	<b>S1FRPTJB</b>
Replacement furniture feed fitting	2 Inch <b>S1RFFFIT2</b> 3/4 Inch <b>S1RFFFIT075</b>
Replacement plugs	2 Inch <b>S1RPLUG2ALU</b> 3/4 Inch <b>S1RPLUG075ALU</b> Aluminum <b>S1RPLUG2BLK</b> <b>S1RPLUG075BLK</b> Black <b>S1RPLUG2BRS</b> <b>S1RPLUG075BRS</b> Brass <b>S1RPLUG2BRZ</b> <b>S1RPLUG075BRZ</b> Bronze <b>S1RPLUG2NKL</b> <b>S1RPLUG075NKL</b> Nickel









Note: \*Not UL Listed.

## 50/50 Device Plate Combination






- Allows for up to eight Hubbell data jacks plus two 20A duplex receptacles
- Two plates which can be wired independently



### Left 50% Sub-Plates

Description	Catalog Number	Description	Catalog Number
(3) Extron® AAP plate openings, left side only	 <b>S1R6SPA</b>	Blank cover plate, left side only	 <b>S1R6SPB</b>
(5) Extron® MAAP plate openings, left side only	 <b>S1R6SPC</b>	(4) 1 unit Hubbell iSTATION openings, left side only (See section W for modules)	 <b>S1R6SPD</b>
(1) Style Line® Decorator and (2) Hubbell keystone openings, left side only	 <b>S1R6SPE</b>	(2) 1.5 unit Hubbell iSTATION openings, left side only (See section W for modules)	 <b>S1R6SPF</b>
(3) Extron® MAAP openings and (2) Hubbell keystone jack openings, left side only	 <b>S1R6SPL</b>	(1) Style Line® Decorator opening, left side only	 <b>S1R6SPM</b>

### Right 50% Sub-Plates


(1) 1.60 inch opening for 20A and 30A Twist-Lock®, right side only	 <b>S1R6SPG</b>	(4) 20A pre-wired receptacles; 16 Inch leads; one or two circuits, right side only (Supplied with isolated ground sticker)	 <b>S1R6SPH</b>
(1) Duplex device opening, right side only	 <b>S1R6SPI</b>	(1) 1.40 inch opening for simplex or 15A Twist-Lock®, right side only	 <b>S1R6SPJ</b>
(1) Style Line® Decorator device opening, right side only	 <b>S1R6SPK</b>		

Note: Sub-plates can not be rotated to create additional layouts. When assembled, sub-plates can not overlap.  
Custom Plates available upon request and may be subject to minimum order quantity.

Extron® is a registered trademark of Extron Electronics.

Fire-Rated Poke-Throughs for Concrete Floors  
**Hubbell SystemOne Recessed Systems**  
**4 Inch Fire-Rated Poke-Through Fittings**

- Step down installation
- Maintains concrete floor fire rating up to two hours
- Junction box standard, 27 cubic inches
- (1) ¾ inch conduit for power and (2) ½ inch conduits for low voltage
- For use in the City of Chicago, junction box NOT included



**4 Inch Fire-Rated Poke-Through**

Description	Catalog Number
4 Inch FRPT includes: Junction box and low voltage dividers.	<b>S1R4PTFIT</b>
4 Inch FRPT includes: Low voltage dividers, junction box NOT included.	<b>S1R4PTFITCHI</b>
4 Inch FRPT includes: Quad sub-plate and junction box.	<b>S1R4PTQUAD</b>

*Note: See page P-27 for technical information.*

# Fire-Rated Poke-Throughs for Concrete Floors

## Hubbell SystemOne Recessed Systems

### 4 Inch Sub-Plates

The 4 Inch recessed cover is available in a number of durable, yet beautiful finishes to match any décor. The flange height of 0.12 inch is ADA compliant and suitable for use on any floor finish. All covers are UL514A, scrubwater compliant.





#### Architectural Cover Finishes

Description	Catalog Number
Brushed Aluminum Finish, Single fold under cable egress door.	<b>S1R4CVRALU</b>
	
Plated Brushed Brass Finish, Single fold under cable egress door.	<b>S1R4CVRBRS</b>
	
Plated Antique Bronze Finish, Single fold under cable egress door.	<b>S1R4CVRBRZ</b>
	
Plated Satin Nickel Finish, Single fold under cable egress door.	<b>S1R4CVRNKL</b>
	

*Note: COVER LOAD RATING: 1,000LBS with 2x safety factor. Load applied through a 3" (76mm) mandrel in center of the cover. Static loads only.*

#### Multi-Service Device Plates

Description	Catalog Number
2X2 Sub-plate with one duplex device opening and two keystone jack openings*.	<b>S1R4SP2X2DUPLEX</b>
	
2X2 Sub-plate with one Style Line® decorator device opening and two keystone jack openings*.	<b>S1R4SP2X2STYLE</b>
	

*Note: \*Go to [www.hubbell-wiring.com](http://www.hubbell-wiring.com) for data jacks and frames.*

*For low light applications (i.e. under tables or podiums) consider using Hubbell's LED illuminated receptacles: HBL8200ILW 15A, LED or HBL8300ILW 20A, LED.*



HBL8300ILW

#### 4 Inch Accessories



Description	Catalog Number
Pre-pour tube, includes hardware	<b>S1R4PPT*</b>
Low voltage replacement divider	<b>S1R4DIV</b>

*Note: \*Not UL Listed.*








S1R4PPT S1R4DIV

#### Powder Coated Cover Finishes

Description	Catalog Number
Black Powder Coat Finish, Single fold under cable egress door.	<b>S1R4CVRBLK</b>
	
Gray Powder Coat Finish, Single fold under cable egress door.	<b>S1R4CVRGRY</b>
	

*Note: COVER LOAD RATING: 1,000LBS with 2x safety factor. Load applied through a 3" (76mm) mandrel in center of the cover. Static loads only.*

#### Single-Service Device Plates

Description	Catalog Number
Four single 20A receptacles. Can be wired as single or two circuit with isolated ground capability, 24 inch wire leads.	<b>S1R4SPQUAD</b>
	
One 1.60 inch opening for 20 or 30A Twist-Lock® receptacle.	<b>S1R4SPTWIST</b>
	
One 1.40 inch opening for simplex receptacle.	<b>S1R4SPSIMPLEX</b>
	
One duplex device opening for power or datacom* applications.	<b>S1R4SPDUPLEX</b>
	
One Style Line® decorator device opening for power or datacom* applications.	<b>S1R4SPSTYLE</b>
	

*Note: \*Go to [www.hubbell-wiring.com](http://www.hubbell-wiring.com) for data jacks and frames.*



# Fire-Rated Poke-Throughs for Concrete Floors

## Hubbell SystemOne Recessed Systems

### 8 Inch Core Hole, One-Piece Units

**ScrubShield®**  
Complies with UL514A




#### One-Piece Pre-Wired 8 Inch Fire-Rated Poke-Through

Assembled unit includes:

- (1) Hubbell SystemOne 8 inch floor fitting (S1R8PTFIT1)
- (4) 20A, pre-wired receptacles, 18 inch wire lead, two pieces (S1R8PSPZ)
- (1) Fitting connection box with 1 inch and 1½ inch EMT stubs (S1R8JNC1)
- (1) 8 inch flange and universal cover assembly (S1R8CVRxx)

Receptacles feature single circuit wiring



#### Finish

Brushed Aluminum  
Black Powder Coat  
Brass Plated  
Bronze Plated (Oil rubbed)  
Nickel Plated

#### Catalog Number

**S1R8PTZZ1ALU**  
**S1R8PTZZ1BLK**  
**S1R8PTZZ1BRS**  
**S1R8PTZZ1BRZ**  
**S1R8PTZZ1NKL**



#### One-Piece 8 Inch Fire-Rated Poke-Through

Assembled unit includes:

- (1) Hubbell SystemOne 8 inch floor fitting (S1R8PTFIT1)
- (1) Fitting connection box with 1 inch and 1½ inch EMT stubs (S1R8JNC1)
- (1) 8 inch flange and universal cover assembly (S1R8CVRxx)



#### Finish

Brushed Aluminum  
Black Powder Coat  
Brass Plated  
Bronze Plated (Oil rubbed)  
Nickel Plated

#### Catalog Number


**S1R8PT1ALU**  
**S1R8PT1BLK**  
**S1R8PT1BRS**  
**S1R8PT1BRZ**  
**S1R8PT1NKL**

#### One-Piece Pre-Wired 8 Inch Fire-Rated Poke-Through

Assembled unit includes:

- (1) Hubbell SystemOne 8 inch floor fitting (S1R8PTFIT2)
- (4) 20A, pre-wired receptacles, 18 inch wire lead, two pieces (S1R8PSPZ)
- (1) Fitting connection box with (2) 1 inch EMT stubs (S1R8JNC2)
- (1) 8 inch flange and universal cover assembly (S1R8CVRxx)

Receptacles feature single circuit wiring



#### Finish

Brushed Aluminum  
Black Powder Coat  
Brass Plated  
Bronze Plated (Oil rubbed)  
Nickel Plated

#### Catalog Number

**S1R8PTZZ2ALU**  
**S1R8PTZZ2BLK**  
**S1R8PTZZ2BRS**  
**S1R8PTZZ2BRZ**  
**S1R8PTZZ2NKL**



#### One-Piece 8 Inch Fire-Rated Poke-Through

Assembled unit includes:

- (1) Hubbell SystemOne 8 inch floor fitting (S1R8PTFIT2)
- (1) Fitting connection box with (2) 1 inch EMT stubs (S1R8JNC2)
- (1) 8 inch flange and universal cover assembly (S1R8CVRxx)



#### Finish

Brushed Aluminum  
Black Powder Coat  
Brass Plated  
Bronze Plated (Oil rubbed)  
Nickel Plated

#### Catalog Number

**S1R8PT2ALU**  
**S1R8PT2BLK**  
**S1R8PT2BRS**  
**S1R8PT2BRZ**  
**S1R8PT2NKL**

#### One-Piece Pre-Wired 8 Inch Fire-Rated Poke-Through for Data AV

Assembled unit includes:

- (1) Hubbell SystemOne 8 inch floor fitting (S1R8PTFIT3)
- (4) 20A, pre-wired receptacles, 18 inch wire lead, two pieces (S1R8PSPZ)
- (1) Fitting connection box with one 2 inch EMT stubs (S1R8JNC3)
- (1) 8 inch flange and universal cover assembly (S1R8CVRxx)

Receptacles feature single circuit wiring



#### Finish

Brushed Aluminum  
Black Powder Coat  
Brass Plated  
Bronze Plated (Oil rubbed)  
Nickel Plated

#### Catalog Number


**S1R8PTZZ3ALU**  
**S1R8PTZZ3BLK**  
**S1R8PTZZ3BRS**  
**S1R8PTZZ3BRZ**  
**S1R8PTZZ3NKL**



#### One-Piece 8 Inch Fire-Rated Poke-Through

Assembled unit includes:

- (1) Hubbell SystemOne 8 inch floor fitting (S1R8PTFIT3)
- (1) Fitting connection box with (1) 2 inch EMT stubs (S1R8JNC3)
- (1) 8 inch flange and universal cover assembly (S1R8CVRxx)



#### Finish

Brushed Aluminum  
Black Powder Coat  
Brass Plated  
Bronze Plated (Oil rubbed)  
Nickel Plated

#### Catalog Number

**S1R8PT3ALU**  
**S1R8PT3BLK**  
**S1R8PT3BRS**  
**S1R8PT3BRZ**  
**S1R8PT3NKL**

Note: xx indicates finish options.

# Fire-Rated Poke-Throughs for Concrete Floors Hubbell SystemOne Recessed Systems 6 Inch Core Hole, One-Piece Units

**ScrubShield®**  
Complies with UL514A



## One-Piece Pre-Wired 60/40 Split 6 Inch Fire-Rated Poke-Through for Data AV

Assembled unit includes:

- (1) Hubbell SystemOne 6 inch floor fitting (S1R6PTFIT)
- (2) Decorator opening sub-plate (S1R6SPW)
- (2) 20A, pre-wired receptacle with 18 inch wire leads (S1R6SPZ)
- (1) 6 inch flange and universal cover assembly (S1R6CVRxx)

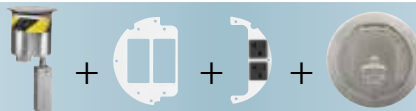
Receptacles feature single circuit wiring.

Finish

Brushed Aluminum  
Black Powder Coat  
Brass Plated  
Bronze Plated (Oil rubbed)  
Nickel Plated

Catalog Number

**S1R6PTWZALU**  
**S1R6PTWZBLK**  
**S1R6PTWZBRS**  
**S1R6PTWZBRZ**  
**S1R6PTWZNKL**



## One-Piece Pre-Wired 50/50 Split 6 Inch Fire-Rated Poke-Through for Data AV

Assembled unit includes:

- (1) Hubbell SystemOne 6 inch floor fitting (S1R6PTFIT)
- (4) 1 Unit Hubbell iSTATION openings (S1R6SPD)
- (1) Decorator opening and (2) keystone openings (S1R6SPE)
- (4) 20A, pre-wired receptacles (S1R6SPH)
- (1) 6 inch flange and universal cover assembly (S1R6CVRxx)

Opening architecture Keystone openings accept Hubbell modular jacks and many others.

Receptacles feature single or two circuit wiring and isolated ground capability.

Finish

Brushed Aluminum  
Black Powder Coat  
Brass Plated  
Bronze Plated (Oil rubbed)  
Nickel Plated

Catalog Number

**S1R6PTDEHALU**  
**S1R6PTDEHBLK**  
**S1R6PTDEHBRS**  
**S1R6PTDEHBRZ**  
**S1R6PTDEHNKL**



## One-Piece Pre-Wired 50/50 Split 6 Inch Fire-Rated Poke-Through for Third Party Devices

Assembled unit includes:

- (1) Hubbell SystemOne 6 inch floor fitting (S1R6PTFIT)
- (3) Extron® AAP openings (S1R6SPA)
- (5) Extron® MAPP openings (S1R6SPC)
- (1) Decorator opening and (2) Hubbell keystone openings (S1R6SPE)
- (4) 20A, pre-wired receptacles (S1R6SPH)
- (1) 6 inch flange and universal cover assembly (S1R6CVRxx)

Opening architecture Keystone openings accept Hubbell modular jacks and many others.

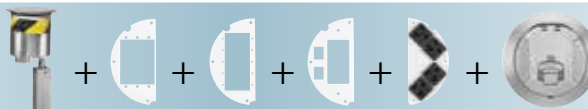
Receptacles feature single or two circuit wiring and isolated ground capability.

Finish

Brushed Aluminum  
Black Powder Coat  
Brass Plated  
Bronze Plated (Oil rubbed)  
Nickel Plated

Catalog Number

**S1R6PTACEHALU**  
**S1R6PTACEHBLK**  
**S1R6PTACEHBRS**  
**S1R6PTACEHBRZ**  
**S1R6PTACEHNKL**



## One-Piece 6 Inch Fire-Rated Poke-Through with Finished Cover

Assembled unit includes:

- (1) Hubbell SystemOne 6 inch floor fitting (S1R6PTFIT)
- (1) 6 inch flange and universal cover assembly (S1R6CVRxx)

Finish

Brushed Aluminum  
Black Powder Coat  
Brass Plated  
Bronze Plated (Oil rubbed)  
Nickel Plated

Catalog Number

**S1R6PTALU**  
**S1R6PTBLK**  
**S1R6PTBRS**  
**S1R6PTBRZ**  
**S1R6PTNKL**



## One-Piece 6 Inch Fire-Rated Poke-Through for Furniture Feed Applications

Assembled unit includes:


- (1) Hubbell SystemOne 6 inch floor fitting (S1R6PTFIT)
- (1) 6 inch furniture feed flange and cover assembly (S1R6FFCVRxx)
- (1) 2 inch conduit fitting (S1RFFIT2)
- (1) ¾ inch conduit fitting (S1RFFIT075)

Finish

Brushed Aluminum  
Black Powder Coat  
Brass Plated  
Bronze Plated (Oil rubbed)  
Nickel Plated

Catalog Number

**S1R6PTFFALU**  
**S1R6PTFFBLK**  
**S1R6PTFFBRS**  
**S1R6PTFFBRZ**  
**S1R6PTFFNKL**



Note: xx indicates finish options.

Extron® is a registered trademark of Extron Electronics.


Fire-Rated Poke-Throughs for Concrete Floors  
Hubbell SystemOne Recessed Systems  
4 Inch Core Hole, One-Piece Units



**One-Piece Pre-Wired, Quad Receptacle, Recessed Connectivity, Fire-Rated Poke-Through for Power Only**

- Assembled unit includes:
- (1) Hubbell SystemOne 4 inch recessed floor fitting (S1R4PTFIT)
  - (1) Hubbell SystemOne 4 inch recessed activation cover (S1R4CVRxx)
  - (1) Hubbell pre-wired quad receptacle with mounting plate (S1R4SPQUAD)
  - (1) Hubbell Junction box (S1FRPTJB)

Finish	Catalog Number
Brushed Aluminum	<b>S1R4PTQUADALU</b>
Brushed Brass Plated	<b>S1R4PTQUADBR</b>
Antique Bronze Plated	<b>S1R4PTQUADBRZ</b>
Satin Nickel Plated	<b>S1R4PTQUADNKL</b>
Black Powder Coat	<b>S1R4PTQUADBLK</b>
Gray Powder Coat	<b>S1R4PTQUADGRY</b>



**One-Piece, Fire-Rated Poke-Through, Recessed Connectivity**

- Assembled unit includes:
- (1) Hubbell SystemOne 4 inch recessed floor fitting (S1R4PTFIT)
  - (1) Hubbell SystemOne 4 inch recessed activation cover (S1R4CVRxx)
  - (1) Hubbell Junction box (S1FRPTJB)

Finish	Catalog Number
Brushed Aluminum	<b>S1R4PTALU</b>
Brushed Brass Plated	<b>S1R4PTBR</b>
Antique Bronze Plated	<b>S1R4PTBRZ</b>
Satin Nickel Plated	<b>S1R4PTNKL</b>
Black Powder Coat	<b>S1R4PTBLK</b>
Gray Powder Coat	<b>S1R4PTGRY</b>



Note: xx indicates finish options.

**Design Solutions for:**

Retail, Cafeterias, Commercial Office Space, Mass Transit Hubs, Education.



Tile

Carpet

Terrazzo

For Technical files, including BIM models, CAD files and Customer drawings, please visit [www.hubbell-wiring.com](http://www.hubbell-wiring.com) under the Technical tab.



#### 4 Inch Core Through Floor Fittings




- Step down installation clips allow the fitting to be installed or removed from the floor above
- Fire barrier expands during fire conditions to maintain the floor's fire rating
- Adjustable lower fire barrier accommodates concrete floor thicknesses from 2¼ to 7 in.
- Oversized EMT conduit tubes for increased cable capacity

#### Features




- Accepts all Hubbell SystemOne covers and sub-plates
- Excellent solution for retrofit and new construction
- Delivers power, voice, data and multimedia
- UL listed for use in 1 – 4 hour fire rated floors at 100% rated fill
- Available with integral power junction box
- SystemOne Fire-Rated Poke-Throughs are approved for use in the City of Chicago
- UL installation spacing - minimum 2 feet on center, not more than one per 65 square feet of floor area in each span

#### Universal Flange and Cover Assembly



- Hinged doors open 180 degrees flush to the carpet flange or tile
- Locking studs allow each door to be secured independently
- The universal carpet or tile flange can be used for Hubbell SystemOne Fire-Rated Poke-Throughs and Floor Boxes
- Finishes and colors available:



#### Features

- Durable cast aluminum construction available in black, gray, brass, aluminum and ivory powder coat finishes
- Features ScrubShield® technology that exceeds UL514A scrub water exclusion requirements
- Provides consistent look and maximum functionality throughout the installed life
- Meets ADA standards for accessible design, section 4.3.8

#### Hubbell SystemOne Sub-Plates

Hubbell's modular sub-plate design allows users to economically upgrade Hubbell SystemOne FRPT and Floor Boxes to accommodate future moves, additions and changes. See page P-18 for additional information.



4x4 Sub-Plate



Datacom and Power Sub-Plate



Extron® APP/MAPP and Power Sub-Plate



Dual Style Line® Decorator Sub-Plate



Twist-Lock® Sub-Plate



Furniture Feed Cover, Carpet

#### Features

- Durable cast aluminum construction, powder coat finish
- Hubbell 4X4: four 20A, 125V receptacles, four keystone openings for voice/data jacks and flush multimedia connectors
- Hubbell X-END and Hubbell iSTATION modular connectivity
- Accommodates Extron® Electronics Architectural Series audio/video system integration products
- Accommodates GFCI, surge and standard Style Line® Decorator receptacles
- Twist-Lock® receptacle with two flush keystone openings
- Large capacity and multi-service furniture feed applications
- Open system sub-plates permit maximum data flexibility

Extron® is a registered trademark of Extron Electronics. Simon™ is a trademark of The Simon Company. Panduit® is a registered trademark of Panduit Corp. SYSTIMAX® is a registered trademark of CommScope, Inc. Ortronics® is a registered trademark of Ortronics/Legrand.



### Hubbell SystemOne 4 Inch Core Hole, One-Piece Units

All Hubbell SystemOne 4 Inch core, one-piece units include the sub-plate and cover to simplify your order and reduce installation time. Units are also available with a power junction box installed. The junction box is also available for purchase separately.



#### Description

##### One-Piece 4X4 Poke-Through

Assembled-unit includes:

- Hubbell SystemOne 4X4 floor fitting (S1PT4XFIT)
- 4x4 sub-plate (S1SP4X4)
- Finish flange and universal carpet cover assembly (S1CFCxx)
- 4-hour fire classification

Keystone openings accept Hubbell modular jacks, X-END connectors and flush multimedia snap fit connectors. Receptacles feature single or two circuit wiring and isolated ground capability.

#### Color

Aluminum Finish  
 Brass Finish  
 Black/Brass Finish  
 Black  
 Gray

Catalog Number  
 without Junction Box

**S1PT4X4AL**  
**S1PT4X4BRS**  
**S1PT4X4BRS3**  
**S1PT4X4BL**  
**S1PT4X4GY**

Catalog Number  
 with Junction Box\*

**S1PT4X4ALJ**  
**S1PT4X4BRSJ**  
**S1PT4X4BRS3J**  
**S1PT4X4BLJ**  
**S1PT4X4GYJ**



##### One-Piece Dual Style Line® Decorator Poke-Through

Assembled-unit includes:

- Hubbell SystemOne dual channel floor fitting (S1PTFIT)
- Dual Style Line® decorator opening sub-plate (S1SP)
- Finish flange and universal carpet cover assembly (S1CFCxx)
- 4-hour fire classification

Style Line® decorator openings accept two Style Line® decorators or one surge or GFCI receptacle and one Style Line® decorator receptacle. Outlet frames can be used to convert the application to a 6-port multi-service or a 12-port all communication solution. Fitting is 4-hr rated at 100% fill to accommodate (12) Cat. 6A cables (0.330" diameter).

Aluminum Finish  
 Brass Finish  
 Black  
 Gray

**S1PTAL**  
**S1PTBRS**  
**S1PTBL**  
**S1PTGY**

**S1PTALJ**  
**S1PTBRSJ**  
**S1PTBLJ**  
**S1PTGYJ**



##### One-Piece Modular AV Poke-Through

Assembled-unit includes:

- Hubbell SystemOne AV floor fitting (S1PTAVFIT)
- 20A, 125V power and 3-unit Hubbell iSTATION sub-plate (S1SP3IM)
- Finish flange and universal carpet cover assembly (S1CFCxx)
- 4-hour fire classification

The Hubbell iSTATION's recessed opening can accommodate data/voice/audio and video solutions including 15-pin VGA, RCA, S-Video, 3.5mm stereo, X-END, HDMI and XLR microphone jacks.

Aluminum Finish  
 Brass Finish  
 Black  
 Gray

**S1PT3IMAL**  
**S1PT3IMBRS**  
**S1PT3IMBL**  
**S1PT3IMGY**

**S1PT3IMALJ**  
**S1PT3IMBRSJ**  
**S1PT3IMBLJ**  
**S1PT3IMGYJ**



##### One-Piece Furniture Feed Poke-Through

Assembled-unit includes:

- Hubbell SystemOne AV floor fitting (S1PTAVFIT)
- Hubbell SystemOne furniture feed cover plate (S1SPFFxx)
- 4-hour fire classification

This solution provides one ¾ in. conduit for power and one 1½ in. conduit for low-voltage. Furnished with two screw-in flexible metal conduit connectors.

Aluminum Finish  
 Brass Finish  
 Black  
 Gray

**S1PTFFAL**  
**S1PTFFBRS**  
**S1PTFFBL**  
**S1PTFFGY**

**S1PTFFALJ**  
**S1PTFFBRSJ**  
**S1PTFFBLJ**  
**S1PTFFGYJ**



Note: \*Junction box factory installed on through floor fitting. See pages P-28 and P-29 for technical information.

# Fire-Rated Poke-Throughs for Concrete Floors

## Hubbell SystemOne Flush Systems

### 4 Inch Core Through Floor Fittings

#### Hubbell SystemOne 4 Inch Core, Three-Piece Units


Description	Catalog Number without Junction Box	Catalog Number with Junction Box*
<b>4X4 Through Floor Fitting</b> Through floor fitting with two ¾ in. EMT for communications and one ¾ in. EMT for power. For use with Hubbell SystemOne universal covers and S1SP4X4 and S1SPTL series sub-plates only. Universal cover and sub-plate ordered separately. 4-hour fire classification.	<b>S1PT4X4FIT</b>	<b>S1PT4X4FITJ</b>
<b>Dual Channel Through Floor Fitting</b> Through floor fitting with two 1 in. EMT conduit stems to feed power and/or communication services. For use with Hubbell SystemOne universal covers and all Hubbell sub-plates except S1SP4X4 and S1SPTL series. Universal cover and sub-plate ordered separately. 4-hour fire classification.	<b>S1PTFIT</b>	<b>S1PTFITJ</b>
<b>AV Through Floor Fitting</b> Through floor fitting with one ¾ in. EMT conduit stem for power and one 1½ in. EMT conduit stem for communication services. Ideal for demanding, high capacity audio/video and data requirements. For use with Hubbell SystemOne universal covers and all Hubbell sub-plates except S1SP4X4 and S1SPTL series. Universal cover and sub-plate ordered separately. 4-hour fire classification.	<b>S1PTAVFIT</b>	<b>S1PTAVFITJ</b>

Note: \*Junction box factory installed on through floor fitting. See pages P-28 and P-29 for technical information.

#### Hubbell SystemOne Universal Cover

- Cast aluminum construction
- Durable powder coat finish

Color	Carpet	Tile
Aluminum Finish	<b>S1CFCAL</b>	<b>S1TFCAL</b>
Brass Finish	<b>S1FCBRS</b>	<b>S1TFCBRS</b>
Black	<b>S1FCBCL</b>	<b>S1TFCBL</b>
Gray	<b>S1FCGGY</b>	<b>S1TFCGY</b>
Ivory	<b>S1FCFI</b>	<b>S1TFCI</b>



#### Poke Through Accessories






















Description	Color	Catalog Number
<b>Abandonment Plates</b> Used to cover abandoned SystemOne Fire-Rated Poke-Throughs or Floor Boxes.	Black Gray	<b>S1AP4BL</b> <b>S1AP4GY</b>
<b>Fire-Rated Closure Plug</b> Used to seal a 4 Inch core hole when the FRPT is no longer required and the through-floor fitting is removed. Maintains the floor's 1-4 hour fire rating.	Black Gray	<b>S1FRP4BL</b> <b>S1FRP4GY</b>
<b>Power Junction Box</b> For use with SystemOne Fire-Rated Poke-Throughs. Provides 27.0 cubic inches. (1) ¾ and (1) 1" EMT connector supplied. Trade size knockouts: Top (1) 1 inch Bottom (1) ¾ inch Sides (2) ½ inch (1) ¾ inch		<b>S1FRPTJB</b>
4 inch dia., pre-pour tube, includes hardware.		<b>S1R4PPT</b>



# Fire-Rated Poke-Throughs for Concrete Floors





## Hubbell SystemOne Flush Systems

### Sub-Plates

Description	Catalog Number	Description	Catalog Number	Description	Catalog Number
<b>Style Line® Decorator/GFCI</b> (2) Style Line® decorator openings for power and/or datacom applications.	 <b>S1SP</b>	<b>Duplex/Duplex</b> (2) Duplex openings for power and/or datacom applications.	 <b>S1SPDU</b>	<b>Duplex/Style Line® Decorator</b> (1) Duplex and (1) Style Line® decorator opening for power and/or datacom applications.	 <b>S1SPDUSL</b>
<b>Hubbell 4 X 4</b> (4) 20A, 125V receptacles. (4) Keystone openings for Hubbell jacks or flush AV connectors. Power can be wired as single or two circuit with isolated ground capability. 24" wire leads.	 <b>S1SP4X4</b>	<b>Carpet Furniture Feed Cover/Flange*</b> (1) 3/4" and (1) 1 1/2" NPT access holes for power and/or datacom applications. Universal cover not required. Includes carpet flange.		<b>Tile Furniture Feed Cover/Flange*</b> (1) 3/4" and (1) 1 1/2" NPT access holes for power and/or datacom applications. Universal cover not required. Includes tile flange.	
Provided with 15 ft. wire leads Provided with 30 ft. wire leads	<b>S1SP4X415</b> <b>S1SP4X430</b>	Aluminum Fin. Brass Fin. Black Gray	<b>S1SPFFAL</b> <b>S1SPFFBRS</b> <b>S1SPFFBL</b> <b>S1SPFFGY</b>	Aluminum Fin. Brass Fin. Black Gray	<b>S1SPFFTAL</b> <b>S1SPFFTBR</b> <b>S1SPFFTBL</b> <b>S1SPFFTGY</b>
<b>Single Receptacle + Data</b> Opening for 20 or 30A Twist-Lock® receptacle (1.56" OD) and (2) Keystone openings for Hubbell jacks or flush AV connectors.	 <b>S1SPTL</b>	<b>Hubbell DataCom + Power</b> (1) 20A, 125V receptacle and 3-unit recessed Hubbell iSTATION opening for data, voice, and AV applications.	 <b>S1SP3IM</b>	<b>Hubbell DataCom + Duplex</b> (1) Duplex opening, (2) flush Keystone openings and 1.5 unit recessed Hubbell iSTATION opening for data, voice and AV applications.	 <b>S1SPDU2IM</b>
<b>Hubbell DataCom + Style Line® Decorator</b> (1) Style Line® decorator opening, (2) flush Keystone openings and 1.5 unit recessed Hubbell iSTATION opening for data, voice and AV applications.	 <b>S1SPSL2IM</b>	<b>Hubbell DataCom</b> 1 unit flush Hubbell iSTATION opening and 3-unit recessed Hubbell iSTATION opening for data, voice, and AV applications.	 <b>S1SP4IM</b>	<b>Active Multimedia + Power</b> Single 20A, 125V receptacle; (2) flush Keystone openings; (1) rectangular Style Line® decorator opening to accommodate active multimedia modules or low voltage outlet frames.	 <b>S1SPAMM20</b>
<b>Extron® or FSR + Power</b> (1) 20A, 125V receptacle. Recessed opening for (3) single Extron® MAAP series adapter plates or FSR IPS plates.	 <b>S1SPEXT1</b>	<b>Extron® or FSR + Power</b> (1) 20A, 125V receptacle. Recessed opening for (1) single Extron® MAAP and (2) single AAP series adapter plates or FSR IPS plates.	 <b>S1SPEXT2</b>	<b>Extron® or FSR Single-Service</b> Recessed opening for (2) single Extron® MAAP and (2) single AAP series adapter plates or FSR IPS plates.	 <b>S1SPEXT3</b>
<b>Extron® AAP + Power</b> (1) 20A, 125V receptacle. (2) flush Keystone and recessed opening for (2) single Extron® AAP Series adapter plates.	 <b>S1SPEXT4</b>	<b>Ortronics Series II® + Power</b> (1) 20A, 125V receptacle. Recessed opening for (3) 1 unit Ortronics Series II® modules.	 <b>S1SPORT</b>	<b>Ortronics TracJack® + Power</b> (1) 20A, 125V receptacle. Recessed bezel for (6) Ortronics TracJack® modules.	 <b>S1SPTRAC</b>
<b>Panduit Mini Com® 4 X 4</b> (4) 20A, 125V receptacles. (4) Openings for Panduit Mini-Com Connectivity.	 <b>S1SP4X4PA</b>	<b>SYSTIMAX® 4 X 4</b> (4) 20A, 125V receptacles. (4) Openings for SYSTIMAX® Connectivity.	 <b>S1SP4X4SYS</b>	<b>Siemon MAX® + Power</b> (1) 20A, 125V receptacle. Recessed bezel for (6) Siemon MAX® modules.	 <b>S1SPMAX</b>

Note: \*Furnished with two screw-in flexible metal conduit connectors. See Network Wiring section for complete offering of Hubbell jacks and frames.  
See page P-19 for FRPT Configuration Chart.  
See section W for datacom accessories.

### Sub-Plate Accessories


Description		Description	Catalog Number
<b>Replacement Threaded Conduit Plugs</b> Used with S1SPFFx and S1SPFTx only. Sub-plate is supplied with plugs.		<b>6-Port Replacement Data Frames</b> Used with open systems sub-plates. Sub-plate is supplied with data frame. Siemon MAX® for use with S1SPMAX sub-plate.	 <b>S1DFMAX</b>
Color	1 1/2" Plug	3/4" Plug	
Aluminum Finish	<b>S1FP15AL</b>	<b>S1FP34AL</b>	
Brass Finish	<b>S1FP15BRS</b>	<b>S1FP34BRS</b>	
Black	<b>S1FP15BL</b>	<b>S1FP34BL</b>	
Gray	<b>S1FP15GY</b>	<b>S1FP34GY</b>	
		Ortronics TracJack® for use with S1SPTRAC sub-plate.	 <b>S1DFTRAC</b>
		Black Style Line® decorator blank frame.	 <b>2100BK</b>

Extron® is a registered trademark of Extron Electronics. MAX® is a registered trademark of The Siemon Company. Mini-Com® and Panduit® are registered trademarks of Panduit Corp. SYSTIMAX® is a registered trademark of CommScope, Inc. TracJack®, Series II® & Ortronics® are registered trademarks of Ortronics/Legrand.

# Fire-Rated Poke-Throughs for Concrete Floors

## Hubbell SystemOne Flush Systems

### Configuration Chart

Approved for use in the City of Chicago. (except S1PFB)			Floor Boxes*				4" Core Hole Fire-Rated Poke-Throughs		
			Non-Metallic	Metal					
Sub-Plates									
			S1PFB	S1CFB	S1SFB	S1SFBV	S1PTFIT	S1PT4X4FIT	S1PTAVFIT
S1SP	Style Line® Decorator/GFCI						✓+	✗	✓
S1SPDU	Duplex/Duplex						✓+	✗	✓
S1SPDU <sup>SL</sup>	Duplex/Style Line® Decorator						✓+	✗	✓
S1SP4X4 S1SP4X4PA S1SP4X4SYS	Hubbell 4 X 4 Panduit Mini-Com® 4 X 4 SYSTIMAX® 4 X 4						✗	✓+	✗
S1SPTL	Twist-Lock® Receptacle + Data						✗	✓+	✗
S1SP3IM	Hubbell DataCom + Power						✓	✗	✓+
S1SP4IM	Hubbell DataCom						✓	✗	✓+
S1SPDU2IM	Hubbell DataCom + Duplex						✓	✗	✓+
S1SPSL2IM	Hubbell DataCom + Style Line® Decorator						✓	✗	✓+
S1SPFFxx (Carpet) S1SPFFTxx (Tile)	Furniture Feed Cover/Flange (Replace "x" with BRS (brass finish), AL (aluminum finish), BL (black) or GY (gray).						✓	✗	✓+
S1SPEXT1	Extron® or FSR + Power						✓	✗	✓+
S1SPEXT2	Extron® or FSR + Power						✓	✗	✓+
S1SPEXT3	Extron® or FSR Single-Service						✓	✗	✓+
S1SPEXT4	Extron® or FSR + Power						✓	✗	✓+
S1SPORT	Ortronics Series II® + Power						✓	✗	✓+
S1SPTRAC	Ortronics TracJack® + Power						✓	✗	✓+
S1SPMAX	Siemon MAX® + Power						✓	✗	✓+
S1SPAMM20	Active Multimedia + Flush Keystone + Power						✓	✗	✓+
S1CFCxx SystemOne Carpet Cover S1TFCxx SystemOne Tile Cover	SystemOne Floor Boxes and FRPTs use SystemOne Universal Covers (Replace "x" with BRS (brass finish), AL (aluminum finish), BL (black), GY (gray) or I (ivory).	 	 Signifies minimum depth of concrete pour in inches for Hubbell SystemOne Floor Boxes.				✓+ Recommended Floor Fitting	✓ Alternative Floor Fitting	✗ Not Compatible
Note: *See section O for additional information on Floor Boxes. Extron® is a registered trademark of Extron Electronics. MAX® is a registered trademark of The Siemon Company. Mini-Com® and Panduit® are registered trademarks of Panduit Corp. SYSTIMAX® is a registered trademark of CommScope, Inc. TracJack®, Series II® and Ortronics® are registered trademarks of Ortronics/Legrand.									

# Fire-Rated Poke-Throughs for Concrete Floors

## 2X2 Flush FRPT


### 3 Inch Core Hole Units

#### 2X2 Flush FRPT, One-Piece Units (PT2X2FIT)

Description	Color	Catalog Number	Description	Color/Material	Catalog Number
2X2 Poke-Through Non-metallic Cover	Black Gray Black Gray	<b>PT2X2BBL</b> <b>PT2X2GY</b> <b>PT2X2IGBL*</b> <b>PT2X2IGGY*</b>	2X2 Poke-Through	Black/Brass Brass Finish/Brass Black/Brass Brass Finish/Brass	<b>PT2X2BRS3</b> <b>PT2X2BRS</b> <b>PT2X2IGBRS3*</b> <b>PT2X2IGBRS*</b>
<ul style="list-style-type: none"> <li>Pre-wired 20A Style Line® decorator receptacle and (2) Category 5e data jacks</li> <li>Painted aluminum flange</li> <li>Approved for use in the City of Chicago</li> </ul> 			<ul style="list-style-type: none"> <li>Pre-wired 20A Style Line® decorator receptacle and (2) Category 5e data jacks</li> <li>Solid brass flange</li> <li>Approved for use in the City of Chicago</li> </ul> 		

Note: \*Includes pre-wired 20A isolated ground duplex Style Line® receptacle.



#### 2X2 Flush FRPT, Two-Piece Units

Description	Catalog Number
Multi-Channel Through-Floor Fitting with (1) ¾ in. EMT stem with junction box for power and (2) ½ in. EMT stems for low voltage.	<b>PT2X2FIT</b>
 <p>Specifications:</p> <ul style="list-style-type: none"> <li>1 – 4 hour fire rating (1 – 3 hour for steel floor units and concrete topping, D900 Series Design)</li> <li>For 2¼ in. to 7 in. floor thickness</li> <li>UL installation spacing – minimum 2 ft. on center and not more than one per 65 sq. ft. of floor area</li> <li>Approved for use in the City of Chicago</li> </ul>	

#### Service Fittings

Description	Color	Catalog Number	Description	Color/Material	Catalog Number
2X2 Service Fitting Non-metallic Cover/ Aluminum Flange	Black Gray	<b>PT2X2SFBL</b> <b>PT2X2SFGY</b>	2X2 Service Fitting Non-metallic Cover/ Brass Flange	Black/Brass Brass Finish/Brass	<b>PT2X2SFBR3</b> <b>PT2X2SFBR5</b>
<ul style="list-style-type: none"> <li>Pre-wired 20A Style Line® decorator receptacle and (2) Category 5e data jacks</li> <li>Painted aluminum flange</li> </ul> 			<ul style="list-style-type: none"> <li>Pre-wired 20A Style Line® decorator receptacle and (2) Category 5e data jacks</li> <li>Solid brass flange</li> </ul> 		

#### Accessories

Description	Color/Material	Catalog Number	Description	Color/Material	Catalog Number
Non-metallic Replacement Covers	Brass Finish Black Gray	<b>PT2X2CBRS</b> <b>PT2X2CBL</b> <b>PT2X2CGY</b>	<b>Closure Plug</b> Textured aluminum plug seals 3 in. core hole when FRPT is no longer required and is removed. Maintains the floor's 1 – 4 hour fire rating. UL Listed and CSA Certified.	Gray	<b>FRP250</b>
					

Note: See page P-31 for technical information.





# Fire-Rated Poke-Throughs for Concrete Floors

## Flush Duplex FRPT


### 3 Inch Core Hole Units

#### Flush Duplex FRPT, One-Piece Units



Description	Color	Catalog Number	Description	Color/Material	Catalog Number
Flush Poke-Through	Black Brown Gray Ivory Gray Ivory	<b>PT7FSDBLA</b> <b>PT7FSDBRA</b> <b>PT7FSDGYA</b> <b>PT7FSDIA</b> <b>PT7IGFSDGYA*</b> <b>PT7IGFSDIA*</b>	Flush Brass Poke-Through	All Brass Black/Brass All Brass	<b>PT7FSDBRS2A</b> <b>PT7FSDBRS3A</b> <b>PT7IGFSDBRSA*</b>
Complete assembled unit includes: <ul style="list-style-type: none"> <li>• Pre-wired 20A duplex receptacle</li> <li>• Non-metallic flip lid cover with (2) ½ in. diameter low voltage feed-through holes</li> <li>• Painted aluminum flange</li> </ul>			Complete assembled unit includes: <ul style="list-style-type: none"> <li>• Pre-wired 20A duplex receptacle</li> <li>• All brass or black non-metallic cover option</li> <li>• Flip lid cover with (2) ½ in. diameter low voltage feed-through holes</li> <li>• Solid brass flange</li> </ul>		
					

Note: \*Includes pre-wired 20A isolated ground duplex receptacle.


#### Flush FRPT, Two-Piece Units

Description	Catalog Number
Multi-Channel Through-Floor Fitting with (1) ¼ in. EMT stem for power and (2) ½ in. low voltage feed-through holes.	<b>PT7FSD</b> (with Junction Box) <b>PT73SD</b> (without Junction Box)
	
Specifications: <ul style="list-style-type: none"> <li>• 1 – 4 hour fire rating (1 – 3 hour for steel floor units and concrete topping, D900 Series Design)</li> <li>• For 2¼ in. to 7 in. floor thickness</li> <li>• UL installation spacing – minimum 2 ft. on center and not more than one per 65 sq. ft. of floor area</li> </ul>	

#### Service Fittings

Description	Color	Catalog Number	Description	Color/Material	Catalog Number
Flush Aluminum Service Fitting	Black Brown Gray Ivory	<b>FRFBLA</b> <b>FRFBRA</b> <b>FRFGYA</b> <b>FRFIA</b>	Flush Brass Service Fitting	Solid Brass	<b>FRFBRS2A</b>
Complete assembled unit includes: <ul style="list-style-type: none"> <li>• Pre-wired 20A duplex receptacle</li> <li>• Non-metallic flip lid cover with (2) ½ in. diameter low voltage feed-through holes</li> <li>• Painted aluminum flange</li> </ul>			Complete assembled unit includes: <ul style="list-style-type: none"> <li>• Pre-wired 20A duplex receptacle</li> <li>• Solid brass flip lid cover with (2) ½ in. diameter low voltage feed-through holes</li> <li>• Solid brass flange</li> </ul>		
					

#### Accessories

Description	Color	Catalog Number	Description	Color/Material	Catalog Number
Non-metallic Replacement Covers	Black Brown Gray Ivory	<b>PFBRCBLA</b> <b>PFBRCBRA</b> <b>PFBRCGYA</b> <b>PFBRCIA</b>	All Brass Replacement Covers	Solid Brass	<b>BRS2RCA</b>
					

Note: See page P-24 for 3 Inch FRPT accessories.  
See page P-31 for technical information.

# Fire-Rated Poke-Throughs for Concrete Floors



## Flush Furniture Feed FRPT

### 3 Inch Core Hole Units

**ScrubShield®**  
Complies with UL514A





#### Large Capacity, Single-Service Flush Furniture Feed FRPT, Two-Piece Units

Description	Catalog Number	Description	Color/Material	Catalog Number
Large Capacity, Single-Service Through Floor Fitting with (1) 2 in. EMT stem. Will accommodate up to 36 Category 5e cables.	<b>PT2FIT</b>	Large Capacity Cover/Flange	Brass Finish Black Gray	<b>FF2BRS</b> <b>FF2BK</b> <b>FF2GY</b>
Specifications: <ul style="list-style-type: none"> <li>• 1- to 2-hour fire rating</li> <li>• Single-Service, Power or Data</li> <li>• For 2¼ to 7 in. floor thickness</li> <li>• UL installation spacing – minimum 2 ft. on center and not more than 1 per 65 sq. ft. of floor area</li> <li>• Approved for use in the City of Chicago</li> </ul>		Specifications: <ul style="list-style-type: none"> <li>• Cover/flange with 1¼ in. and 2 in. trade size combination knockout</li> <li>• Painted aluminum cover and flange</li> <li>• Approved for use in the City of Chicago</li> </ul>		



Note: \*Includes pre-wired 20A isolated ground duplex Style Line® receptacle.  
See page P-32 for technical information.

#### Flush Furniture Feed FRPT, One-Piece Units



Description	Color	Catalog Number	Description	Color	Catalog Number
3-Service Furniture Feed Poke-Through	Black Gray Ivory	<b>PT73FFSDBK</b> <b>PT73FFSDGY</b> <b>PT73FFSDI</b>	Single-Service Furniture Feed Poke-Through	Black Gray Ivory	<b>PT7FFSDBK</b> <b>PT7FFSDGY</b> <b>PT7FFSDI</b>
Complete assembled unit includes: <ul style="list-style-type: none"> <li>• PT73SD floor fitting</li> <li>• Aluminum cover with (2) ½ in. threaded hubs for low voltage and (1) ¾ in. threaded hub for power</li> <li>• Painted aluminum flange</li> </ul>			Complete assembled unit includes: <ul style="list-style-type: none"> <li>• PT71SD floor fitting</li> <li>• Aluminum cover with (1) KO to accept a ¾ in. connector</li> <li>• Painted aluminum flange</li> </ul>		

Note: See page P-32 for technical information.

#### Flush Furniture Feed FRPT, Two-Piece Units

Description	Catalog Number	Description	Catalog Number
3-Service Furniture Feed Through-Floor Fitting with (1) ¾ in. EMT stem for power and (2) ½ in. low voltage conduit holes.	<b>PT73SD</b>	Single-Service Furniture Feed Through-Floor Fitting with (1) ¾ in. EMT stem for power or low voltage applications.	<b>PT71SD</b>
Specifications: <ul style="list-style-type: none"> <li>• 1 – 4 hour fire rating (1 – 3 hour for steel floor units and concrete topping, D900 Series Design)</li> </ul>		Specifications: <ul style="list-style-type: none"> <li>• For 2¼ to 7 in. floor thickness</li> <li>• UL installation spacing – minimum 2 ft. on center and not more than 1 per 65 sq. ft. of floor area</li> </ul>	

#### Service Fittings

Description	Color	Catalog Number	Description	Color	Catalog Number
3-Service Furniture Feed Service Fitting	Black Gray Ivory	<b>FRF3BK</b> <b>FRF3GY</b> <b>FRF3I</b>	Single-Service Furniture Feed Service Fitting	Brass Finish Black Gray	<b>FRF1BRS</b> <b>FRF1BK</b> <b>FRF1GY</b>
Complete assembled unit includes: <ul style="list-style-type: none"> <li>• Aluminum cover with (2) ½ in. threaded hubs for low voltage and (1) ¾ in. threaded hub for power</li> <li>• Painted aluminum flange</li> </ul>			Complete assembled unit includes: <ul style="list-style-type: none"> <li>• Aluminum cover with (1) KO to accept a ¾ in. connector</li> <li>• Painted aluminum flange</li> </ul>		

Note: See page P-24 for 3 Inch FRPT accessories.  
See page P-32 for technical information.

# Fire-Rated Poke-Throughs for Concrete Floors

## Painted Pedestal FRPT

### 2 and 3 Inch Core Hole Two-Piece Units

#### 3 Inch Core Hole, Two-Piece Unit

Description	Catalog Number
Large Capacity Multi-Service Pedestal Through-Floor Fitting with (1) 1 1/4 in. EMT stem for low voltage and (1) 1/2 in. EMT stem for power applications.	<b>PT7XC</b>
Specifications:	
<ul style="list-style-type: none"> <li>1 – 4 hour fire rating (1 – 3 hour for steel floor units and concrete topping, D900 Series Design)</li> <li>For 2 1/4 in. to 7 in. floor thickness</li> <li>Approved for use in the City of Chicago</li> </ul>	



#### 2 Inch Core Hole, Two-Piece Unit

Description	Catalog Number
Multi-Service Pedestal Through-Floor Fitting with (1) 3/4 in. EMT stem for low voltage and (1) 1/2 in. EMT stem for power applications.	<b>PT27A</b>
Specifications:	
<ul style="list-style-type: none"> <li>1 – 4 hour fire rating (1 – 3 hour for steel floor units and concrete topping, D900 Series Design)</li> <li>For 2 1/4 in. to 7 in. floor thickness</li> <li>Approved for use in the City of Chicago</li> </ul>	



Note: \*Includes pre-wired 20A isolated ground duplex receptacle.  
See page P-33 for technical information.

#### Pedestal Service Fittings (Order 1 plate per gang)

Description	Color/Material	Catalog Number	Description	Color	Catalog Number	Description	Color	Catalog Number
2-Gang	Alum. Finish Black Gray	<b>FR280ALA</b> <b>FR280BKA</b> <b>FR280GYA</b>	4-Gang	Black Gray	<b>FR480BKA</b> <b>FR480GYA</b>	6-Gang	Black Gray	<b>FR680BKA</b> <b>FR680GYA</b>
Use with PT27A only.			Use with PT27A or PT7XC.			Use with PT27A or PT7XC.		
								
<b>FR280BKA</b>			<b>FR480GYA</b>			<b>FR680BKA</b>		

- Painted aluminum housing with low voltage barrier(s); plates and devices sold separately
- For additional barriers, use FRBR1, see page P-21.
- UL Listed and CSA Certified

Note: See page P-33 for technical information.

#### Pedestal Face Plates (Order 1 plate per gang)

Description	Color/Material	Catalog Number	Description	Color/Material	Catalog Number
Duplex	Black Gray	<b>SS2309DBKA</b> <b>SS2309DGYA</b>	Furniture feed (3/4 in. KO)	Alum. Finish Black Gray	<b>SS2309FALA</b> <b>SS2309FBKA</b> <b>SS2309FGYA</b>
Style Line <sup>®</sup> /GFCI	Black Gray	<b>SS2309SLBKA</b> <b>SS2309SLGYA</b>	Furniture feed (1 in. KO)	Black Gray	<b>SS2309F1BKA</b> <b>SS2309F1GYA</b>
Single receptacle (1.39 in. OD)	Black Gray	<b>SS2309SBKA</b> <b>SS2309SGYA</b>	Bushed data opening (1 in. ID)	Black Gray	<b>SS2309TBKA</b> <b>SS2309TGYA</b>
Blank	Alum. Finish Black Gray	<b>SS2309BALA</b> <b>SS2309BBKA</b> <b>SS2309BGYA</b>			



- Painted aluminum plates
- UL Listed and CSA Certified

# Fire-Rated Poke-Throughs for Concrete Floors Brushed Aluminum Pedestal FRPT 3 Inch Core Hole Two-Piece Units

## Through-Floor Fitting

Description	Catalog Number
Large Capacity Multi-Service Pedestal Through-Floor Fitting with (1) 1 1/4 in. EMT stem for low voltage and (1) 1/2 in. EMT stem for power applications.	<b>PT7XC</b>
Specifications:	
<ul style="list-style-type: none"> <li>1 – 4 hour fire rating (1 – 3 hour for steel floor units and concrete topping, D900 Series Design).</li> <li>For 2 1/4 in. to 7 in. floor thickness.</li> <li>Approved for use in the City of Chicago.</li> </ul>	










## Pedestal Service Fitting

Description	Color/Material	Catalog Number
2-Gang Pedestal Service Fitting For use with PT7XC only.	Brushed Aluminum	<b>FR80AL</b>
Specifications:		
<ul style="list-style-type: none"> <li>Brushed aluminum housing with low voltage barrier. Plates and devices sold separately.</li> </ul>		



Note: See pages P-33 and P-34 for technical information.

## Plates

Description	Catalog Number		Description	Catalog Number	
Duplex	<b>SS309D</b>		Furniture feed (3/4 in. KO)	<b>SS309SF*</b>	
Style Line®/GFCI	<b>SS309DS</b>		Furniture feed, blank	<b>SS309BF*</b>	
Single receptacle (1.39 in. OD)	<b>SS309S</b>		Bushed data opening (1 in. ID)	<b>SS309T</b>	
Blank	<b>SS309B</b>		<ul style="list-style-type: none"> <li>302/304 stainless steel plates (SS309SF &amp; SS309BF are aluminum).</li> <li>UL Listed and CSA Certified.</li> </ul>		

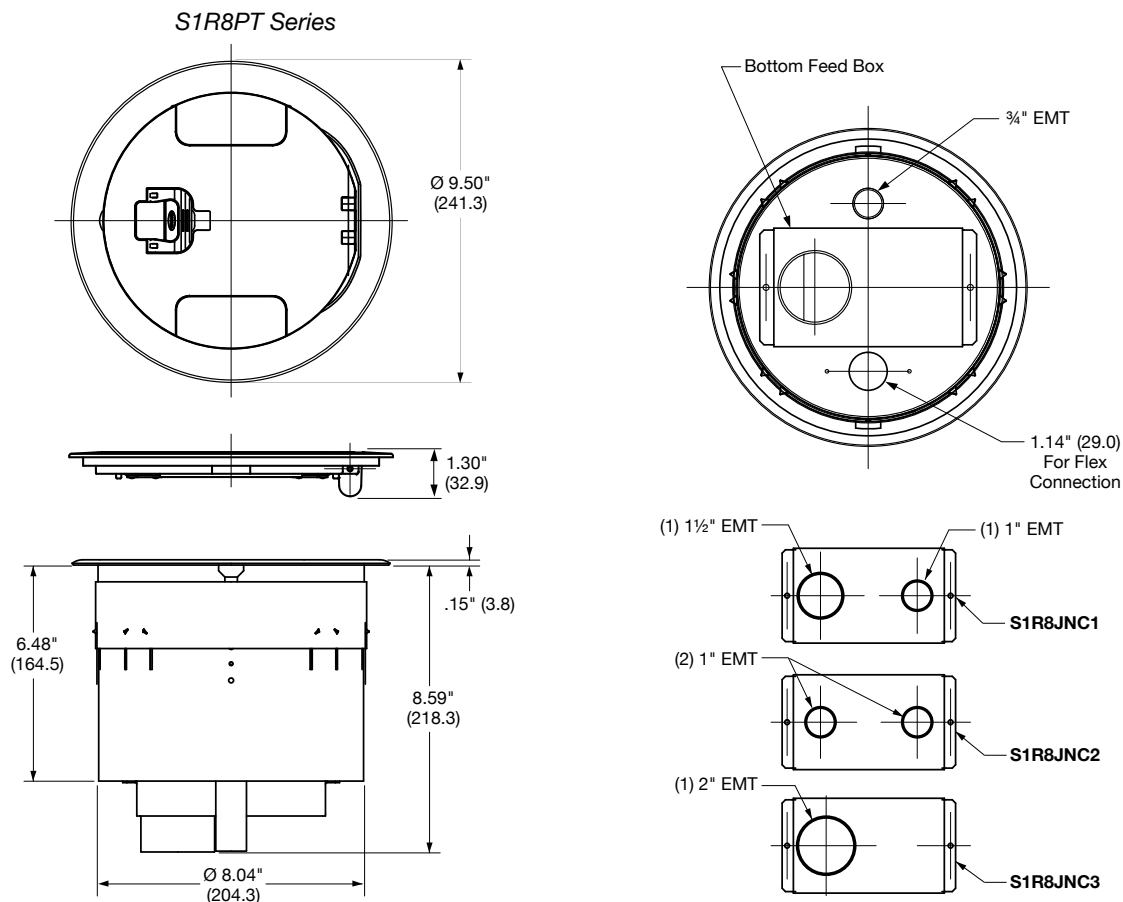
Note: \*For furniture feed applications using **SS309SF**, a **SS309BF** blank must be used for second plate.

## 3 Inch Core Hole FRPT Accessories

Description	Color	Catalog Number	Description	Color/Gang	Catalog Number
<b>Flush FRPT Abandonment Plate</b> Use with PT7FSD, PT73SD or PT71SD only. Covers the opening when FRPT is abandoned. Service fitting is removed and through-floor fitting remains.	Gray Ivory	<b>AP2GY AP2I</b>	<b>PT7XC Extension Kit</b> Extends PT7XC FRPT to accommodate between 7 in. and 13 in. floor thickness.	—	<b>EXT13</b>
<b>Multi-Service Furniture Feed Replacement Inserts</b> Use as a replacement cover for PT73FFSD series, or to convert installed PT7FSD series into furniture feed FRPTs. Includes (2) 1/2 in. threaded hubs for low voltage and (1) 3/4 in. threaded hub for power. (UL Listed only.)	Gray Ivory	<b>FF3GY FF3I</b>	<b>Pedestal FRPT Abandonment Plate</b> Use with PT27A or PT7XC only. Covers the opening when FRPT is abandoned. Service fitting is removed and through-floor fitting remains.	Gray/ 2-gang  Gray/ 4-gang	<b>AP22</b>  <b>AP42</b>
<b>Replacement Low Voltage Barrier</b> Use with FR280, FR480, and FR680 pedestal service fittings only when additional power/low voltage separation is required.		<b>FRBR1</b>			







## Product Information

- Plated cast aluminum covers available in brass, nickel or bronze finishes. Additionally available in brushed aluminum or black powder coat.
- S1R8SPZ sub-plate supplied with pre-wired dual 20A receptacle. Wired with three #12 AWG solid conductors.
- Meets ADA standards for accessible design, section 4.3.8, "changes in level."
- Meets UL 514A scrub water exclusion requirements.

## Application Data

- Cover mounts to recessed 8 Inch FRPTs and LCFB series floor box with applicable adapter (LCFBS1R8ADAPT), see page O-17 for additional information.
- Mounted in 8 in. (203.2) cored concrete diameter through hole.
- Minimum floor thickness: 2 1/4 in. (57.2).
- UL Listed for fire resistance in 1 – 2 hour rated D900 series floors.
- Approved for use in the City of Chicago.

Wire Size (AWG)	Copper Cross Sectional Area for Solid or Stranded Conductors
#24	.00032 sq. in. (.206mm <sup>2</sup> )
#23	.00040 sq. in. (.258mm <sup>2</sup> )
#22	.00050 sq. in. (.322mm <sup>2</sup> )
#14	.00323 sq. in. (2.083mm <sup>2</sup> )
#12	.00512 sq. in. (3.303mm <sup>2</sup> )
#10	.00815 sq. in. (5.258mm <sup>2</sup> )
# 8	.01296 sq. in. (8.361mm <sup>2</sup> )

## UL Listed Wiring Capacity

	S1R6PT Series	
Fire Resistance Rating	2-Hrs. (D900)	
Max. Copper Cross Section	Outer Chambers (each) .0154 sq. in.	Center Chamber .0633 sq. in.

## UL Characteristics

Listing	UL File Number	ULC File Number
Outlet Box	E31999	CEYYC
Fire Resistance	R8429	R8429

For use in 1, 1 1/2 or 2 hour rated unprotected reinforced floors or in 1 or 2 hour rated floors employing steel floor units and concrete topping (D900 Series designs).

UL Spacing Restrictions - Minimum of 2 ft. on center and not more than one unit per each 65 square feet of floor area in each span.

Note: The above product data pertains to both one-piece units, three-piece units and through-floor fittings.

When connection conduit sweeps to through-floor fittings, ensure compliance with NEC fill tables.

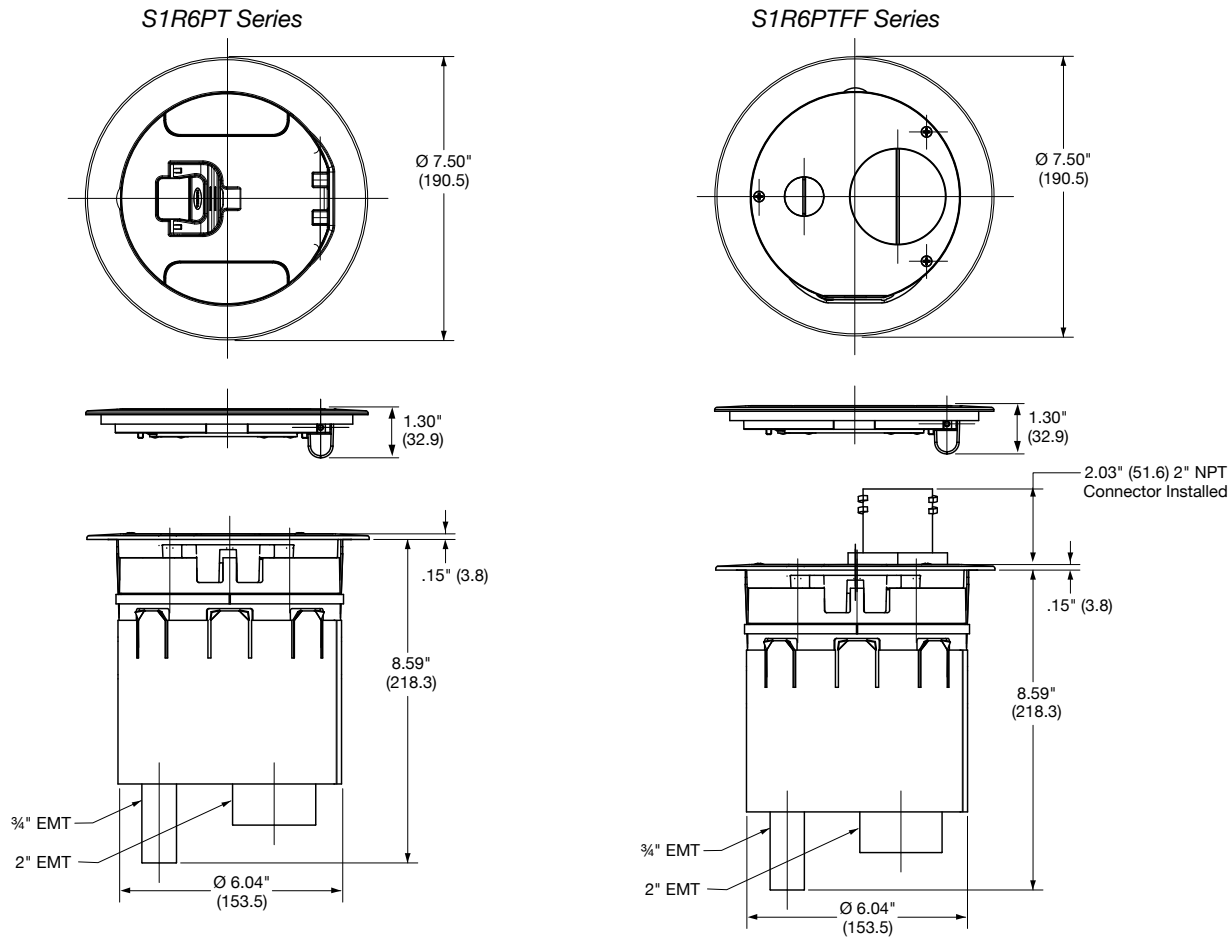
Dimensions in Inches (mm)

# Fire-Rated Poke-Throughs for Concrete Floors

## Hubbell SystemOne Recessed 6 Inch Series

Technical Information

**ScrubShield®**  
Complies with UL514A



### Product Information

- Plated cast aluminum covers available in brass, nickel or bronze finishes. Additionally available in brushed aluminum or black powder coat.
- S1R6SPZ sub-plate supplied with pre-wired dual 20A receptacle. Wired with three #12 AWG solid conductors.
- S1R6SPH sub-plate supplied with pre-wired quad 20A receptacle. Wired with six #12 AWG solid conductors. Receptacle can be wired as dual circuit and isolated ground.
- S1R6PTFF series furnished with one (1) 3/4 in. and one (1) 2 in. screw-in flexible metal conduit connectors.
- Meets ADA standards for accessible design, section 4.3.8, "changes in level."
- Meets UL 514A scrub water exclusion requirements.

### Application Data

- Mounted in 6 in. (152.4) cored concrete diameter through hole.
- Minimum floor thickness: 2 1/4 in. (57.2).
- UL Listed for fire resistance in 1 – 2 hour rated D900 series floors.
- Approved for use in the City of Chicago.

### UL Listed Wiring Capacity

	S1R6PT Series		S1R6PTFF Series	
Fire Resistance Rating	2-Hrs. (D900)		2-Hrs. (D900)	
Max. Copper Cross Section	3/4 in. Power EMT .0307 sq. in.	2 in. Low Voltage EMT .0348 sq. in.	3/4 in. Power EMT .0815 sq. in.	2 in. Low Voltage EMT .0962 sq. in.

Wire Size (AWG)	Copper Cross Sectional Area for Solid or Stranded Conductors
#24	.00032 sq. in. (.206mm <sup>2</sup> )
#23	.00040 sq. in. (.258mm <sup>2</sup> )
#22	.00050 sq. in. (.322mm <sup>2</sup> )
#14	.00323 sq. in. (2.083mm <sup>2</sup> )
#12	.00512 sq. in. (3.303mm <sup>2</sup> )
#10	.00815 sq. in. (5.258mm <sup>2</sup> )
#8	.01296 sq. in. (8.361mm <sup>2</sup> )

### UL Characteristics

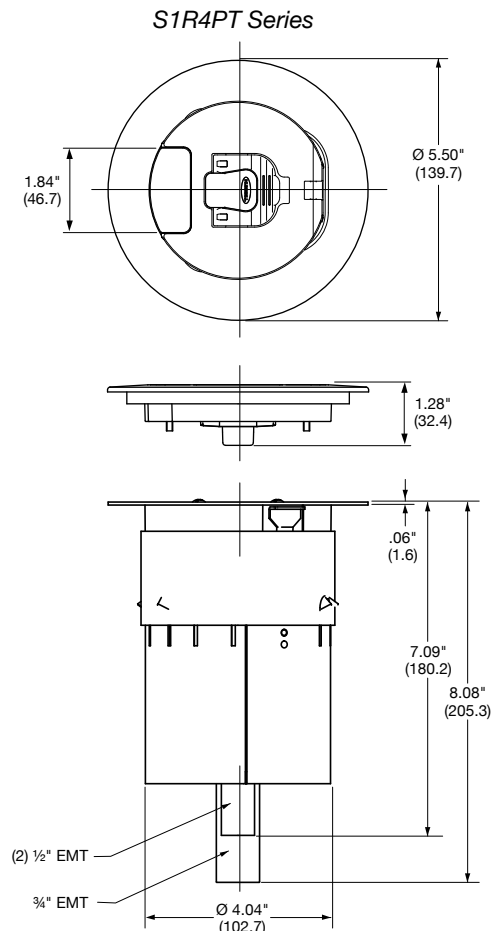
Listing	UL File Number	ULC File Number
Outlet Box	E31999	CEYYC
Fire Resistance	R8429	R8429

For use in 1, 1 1/2 or 2 hour rated unprotected reinforced floors or in 1 or 2 hour rated floors employing steel floor units and concrete topping (D900 Series designs).

UL Spacing Restrictions - Minimum of 2 ft. on center and not more than one unit per each 65 square feet of floor area in each span.

Note: The above product data pertains to both one-piece units, three-piece units and through-floor fittings.  
When connection conduit sweeps to through-floor fittings, ensure compliance with NEC fill tables.

Dimensions in Inches (mm)



## Product Information

- Plated cast aluminum covers available in brass, nickel or bronze finishes. Additionally available in brushed aluminum, black or gray powder coat.
- S1R4SPQUAD sub-plate supplied with pre-wired quad 20A receptacle. Wired with six #12 AWG solid conductors. Receptacle can be wired as dual circuit and isolated ground.
- Meets ADA standards for accessible design, section 4.3.8, "changes in level."
- Meets UL 514A scrub water exclusion requirements.

## Application Data

- Mounted in 4 in. (101.6 mm) cored concrete diameter through hole.
- Minimum floor thickness: 2 1/4 in. (57.2 mm).
- UL Listed for fire resistance in 1 – 2 hour rated D900 series floors.
- Approved for use in the City of Chicago.

Wire Size (AWG)	Copper Cross Sectional Area for Solid or Stranded Conductors
#24	.00032 sq. in. (.206mm <sup>2</sup> )
#23	.00040 sq. in. (.258mm <sup>2</sup> )
#22	.00050 sq. in. (.322mm <sup>2</sup> )
#14	.00323 sq. in. (2.083mm <sup>2</sup> )
#12	.00512 sq. in. (3.303mm <sup>2</sup> )
#10	.00815 sq. in. (5.258mm <sup>2</sup> )
# 8	.01296 sq. in. (8.361mm <sup>2</sup> )

## UL Listed Wiring Capacity

	S1R4PT Series	
Fire Resistance Rating	2-Hrs. (D900)	
Max. Copper Cross Section	3/4 in. Power EMT .0408 sq. in.	1/2 in. Low Voltage EMT .008 sq. in.

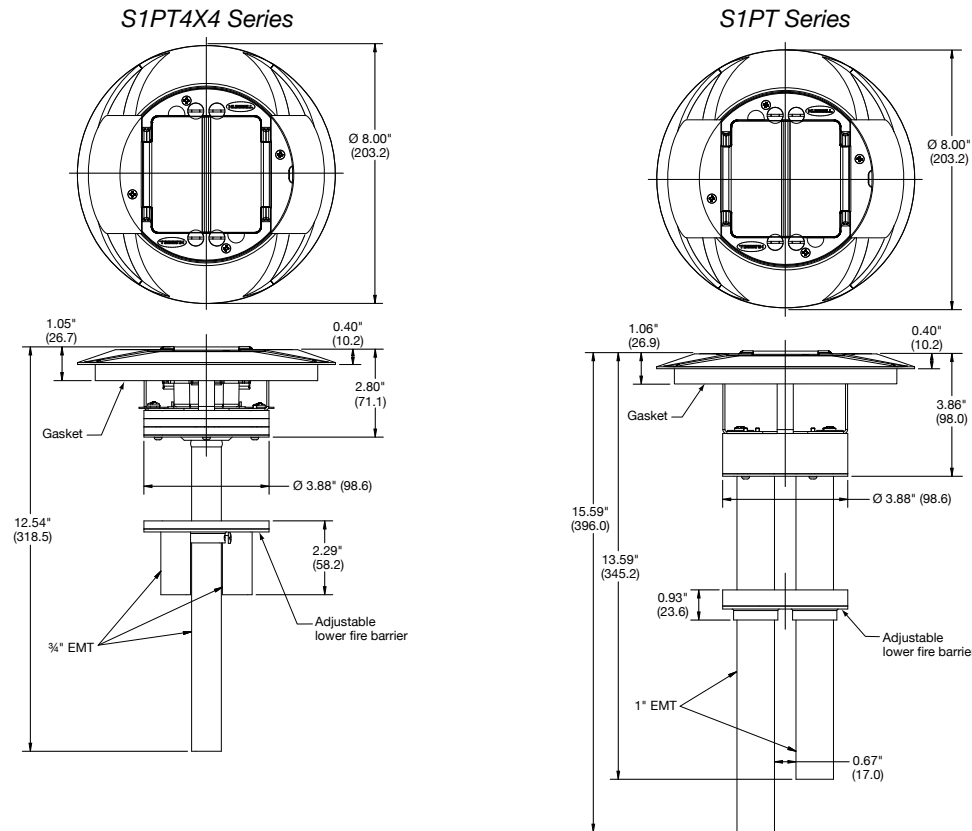
## UL Characteristics

Listing	UL File Number	ULC File Number
Outlet Box	E31999	CEYYC
Fire Resistance	R8429	R8429

For use in 1, 1 1/2 or 2 hour rated unprotected reinforced floors or in 1 or 2 hour rated floors employing steel floor units and concrete topping (D900 Series designs).

UL Spacing Restrictions - Minimum of 2 ft. on center and not more than one unit per each 65 square feet of floor area in each span.

Note: The above product data pertains to both one-piece units, three-piece units and through-floor fittings.  
 When connection conduit sweeps to through-floor fittings, ensure compliance with NEC fill tables.



### Product Information

- Powder coat cast aluminum cover and flange (color finish options: aluminum, brass, black, gray and ivory).
- Hubbell SystemOne universal cover meets ADA standards for accessible design, section 4.3.8, "changes in level."
- S1SP4X4 sub-plate supplied with pre-wired, molded, four position 20A, 125V, black receptacle, NEMA 5-20R.
- S1SP4X4 wired with six thermally protected #14 AWG THHN stranded copper conductors, receptacle can be wired as dual-circuit and isolated ground.
- S1SP4X4 accepts four (4) Hubbell HXJ6, HXJ5E, HXJU; category 6A, 6, 5e, and USOC, and flush series jacks.
- S1SP sub-plate accepts two (2) 15A or 20A Style Line® decorator receptacles, Style Line® data frames, and/or one (1) GFCI or surge receptacle.

### Application Data

- Mounted in 4 in. (101.6) cored concrete diameter through hole.
- Minimum floor thickness: 2 1/4 in. (57.2).
- UL Listed for fire resistance in 1 – 4 hour rated D900 series floors.
- Approved for use in the City of Chicago.

Wire Size (AWG)	Copper Cross Sectional Area for Solid or Stranded Conductors
#24	.00032 sq. in. (.206mm <sup>2</sup> )
#23	.00040 sq. in. (.258mm <sup>2</sup> )
#22	.00050 sq. in. (.322mm <sup>2</sup> )
#14	.00323 sq. in. (2.083mm <sup>2</sup> )
#12	.00512 sq. in. (3.303mm <sup>2</sup> )
#10	.00815 sq. in. (5.258mm <sup>2</sup> )
# 8	.01296 sq. in. (8.361mm <sup>2</sup> )

### UL Listed Wiring Capacity

	S1PT4X4 Series	S1PT Series
Fire Resistance Rating	4-Hrs. (D900)	4-Hrs. (D900)
Max. Copper Cross Section	3/4 in. Power EMT .0307 sq. in.	1 in. Power EMT .0307 sq. in.
	3/4 in. Low Voltage EMT .016 sq. in.	1 in. Low Voltage EMT .024 sq. in.

### UL Characteristics

Listing	UL File Number	ULC File Number
Outlet Box	E31999	CEYYC
Fire Resistance	R8429	R8429

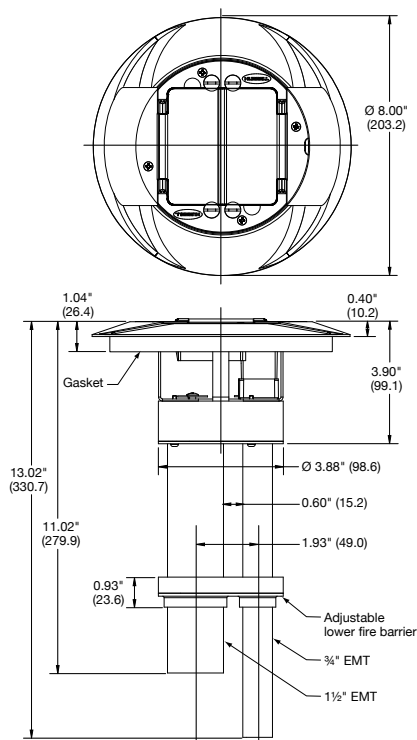
For use in 1, 1 1/2 or 2 hour rated unprotected reinforced floors or in 1 or 2 hour rated floors employing steel floor units and concrete topping (D900 Series designs).  
UL Spacing Restrictions - Minimum of 2 ft. on center and not more than one unit per each 65 square feet of floor area in each span.

*Note: The above product data pertains to both one-piece units, three-piece units and through-floor fittings.  
When connection conduit sweeps to through-floor fittings, ensure compliance with NEC fill tables.*

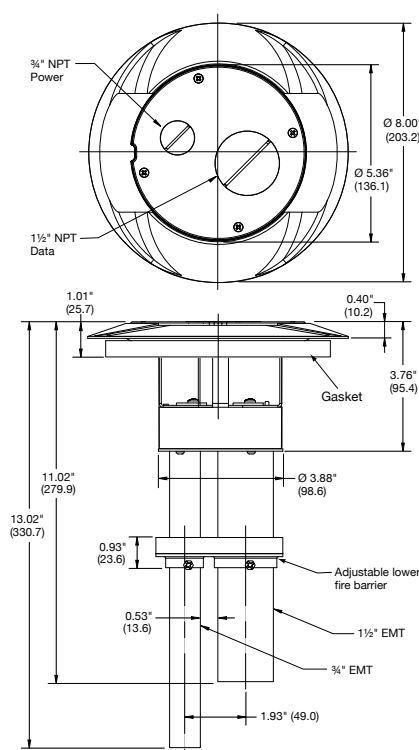
Dimensions in Inches (mm)



**S1PTAVFIT and S1PT3IM Series**



**S1PTFF Series**



## Product Information

- Powder coat cast aluminum cover and flange (color finish options: aluminum, brass, black, gray and ivory).
- Hubbell SystemOne universal cover meets ADA standards for accessible design, section 4.3.8, "changes in level."
- S1PTFF series aluminum conduit insert cover with one (1) 1/4 in. and one (1) 1 1/2 in. die-cast threaded plugs.
- S1PTFF series furnished with one (1) 1/4 in. and one (1) 1 1/2 in. screw-in flexible metal conduit connectors.
- S1PT3IM series sub-plate supplied with pre-wired single 20A 125V black receptacle, NEMA 5-20R.
- S1PT3IM wired with three #12 AWG THHN stranded copper conductors.
- S1PT3IM sub-plate also accepts three unit recessed Hubbell iSTATION; 15-Pin VGA, RCA, S-Video, 3.5 mm stereo and XLR microphone jacks.
- Meets UL 514A scrub water exclusion requirements.

## Application Data

- Mounted in 4 in. (101.6) cored concrete diameter through hole.
- Minimum floor thickness: 2 1/4 in. (57.2).
- UL Listed for fire resistance in 1 – 4 hour rated D900 series floors.
- Approved for use in the City of Chicago.

Wire Size (AWG)	Copper Cross Sectional Area for Solid or Stranded Conductors
#24	.00032 sq. in. (.206mm <sup>2</sup> )
#23	.00040 sq. in. (.258mm <sup>2</sup> )
#22	.00050 sq. in. (.322mm <sup>2</sup> )
#14	.00323 sq. in. (2.083mm <sup>2</sup> )
#12	.00512 sq. in. (3.303mm <sup>2</sup> )
#10	.00815 sq. in. (5.258mm <sup>2</sup> )
# 8	.01296 sq. in. (8.361mm <sup>2</sup> )

## UL Listed Wiring Capacity

	S1PTAVFIT and S1PT3IM Series	S1PTFF Series
Fire Resistance Rating	4-Hrs. (D900)	4-Hrs. (D900)
Max. Copper Cross Section	3/4 in. Power EMT .0307 sq. in. 1 1/2 in. Low Voltage EMT .048 sq. in.	3/4 in. Power EMT .072 sq. in. 1 1/2 in. Low Voltage EMT .100 sq. in.

## UL Characteristics

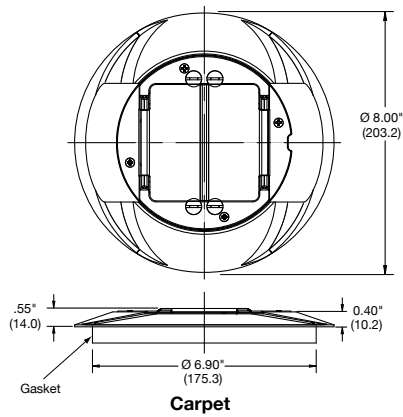
Listing	UL File Number	ULC File Number
Outlet Box	E31999	CEYYC
Fire Resistance	R8429	R8429

For use in 1, 1 1/2 or 2 hour rated unprotected reinforced floors or in 1 or 2 hour rated floors employing steel floor units and concrete topping (D900 Series designs).  
 UL Spacing Restrictions - Minimum of 2 ft. on center and not more than one unit per each 65 square feet of floor area in each span.

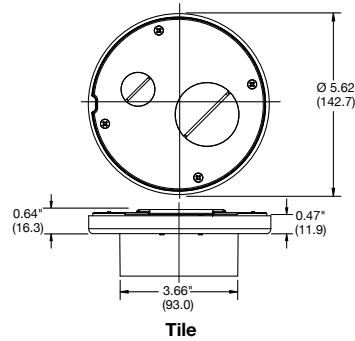
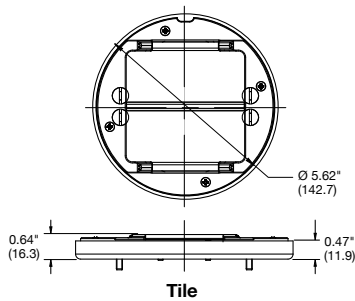
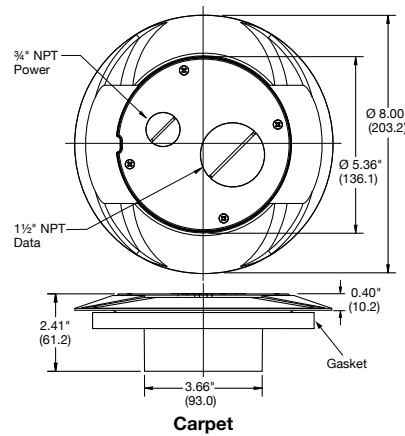
*Note: The above product data pertains to both one-piece units, three-piece units and through-floor fittings.  
 When connection conduit sweeps to through-floor fittings, ensure compliance with NEC fill tables.*

Dimensions in Inches (mm)

**S1CFC and S1TFC Series**

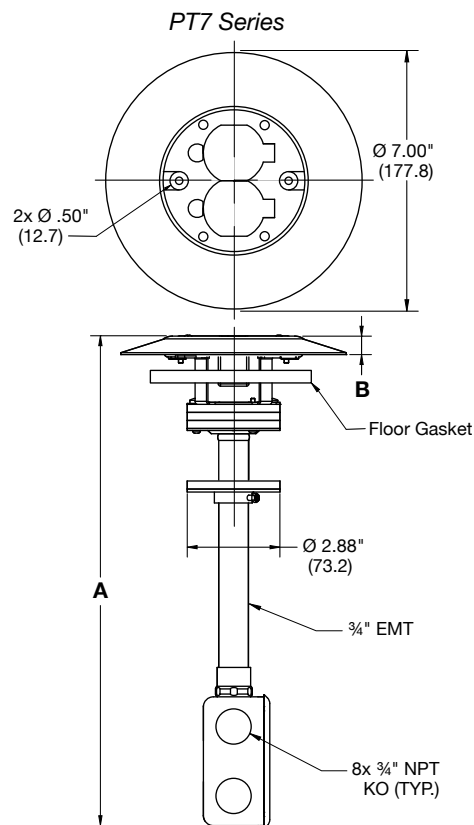
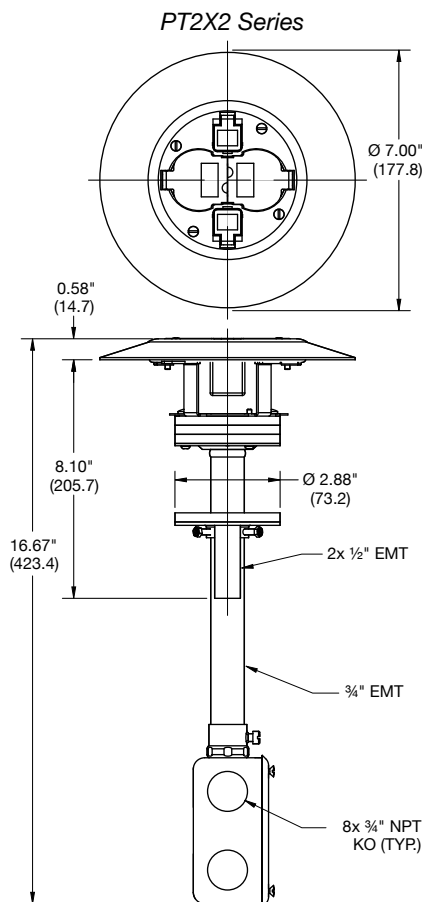


**S1SPFF and S1SPFFT Series**



## Product Information

- Powder coat cast aluminum cover and flange (color finish options: aluminum, brass, black, gray and ivory).
- Hubbell SystemOne universal cover meets ADA standards for accessible design, section 4.3.8, "changes in level."
- S1SPFF and S1SPFFT series aluminum conduit insert cover with one (1) ¾ in. and one (1) 1½ in. die-cast threaded plugs.
- S1SPFF and S1SPFFT series furnished with one (1) ¾ in. and one (1) 1½ in. screw-in flexible metal conduit connectors.
- Meets UL 514A scrub water exclusion requirements.



Series	Dimension A	Dimension B
Thermoplastic cover with aluminum flange.	13.24 in. [336.2]	.51 in. [13.0]
Brass cover and flange.	13.20 in. [335.2]	.49 in. [12.4]

## Product Information

- Flush thermoplastic cover with matching painted aluminum flange (black, brown, gray, ivory) or solid brass cover and flange.
- PT2X2 series supplied with Hubbell pre-wired HBL2162BK; black Style Line® or IG2162 (isolated ground) receptacle, NEMA 5-20R, 20A, 125V.
- PT2X2 series supplied with two (2) Hubbell HXJ5EBK black jacks; category 5e, UL Listed, 110 type contacts.
- PT7 series supplied with Hubbell pre-wired HBL5352 or IG5362 (isolated ground) series receptacle, NEMA 5-20R, 20A, 125V.
- PT7 series supplied with two (2) 1/2 in. low voltage feed through holes. Two (2) feed through bushings supplied (cover will not accept data jacks).
- Wired with three (3) #12 AWG THHN stranded copper conductors.
- Supplied with 13.0 cu. in. junction box having eight (8) 3/4 in. knockouts.

## Application Data

- Mounted in 3 in. (76.2) cored concrete diameter through hole.
- Floor thickness range: 2 1/4 to 7 in. (57.2 to 177.8).
- UL Listed for fire resistance in 1 – 4 hour rated floors.
- Approved for use in the City of Chicago (PT2X2 series).

Wire Size (AWG)	Copper Cross Sectional Area for Solid or Stranded Conductors
#24	.00032 sq. in. (.206mm <sup>2</sup> )
#23	.00040 sq. in. (.258mm <sup>2</sup> )
#22	.00050 sq. in. (.322mm <sup>2</sup> )
#14	.00323 sq. in. (2.083mm <sup>2</sup> )
#12	.00512 sq. in. (3.303mm <sup>2</sup> )
#10	.00815 sq. in. (5.258mm <sup>2</sup> )
#8	.01296 sq. in. (8.361mm <sup>2</sup> )

## UL Listed Wiring Capacity

	PT2X2 Series		PT7 Series	
Fire Resistance Rating	4-Hrs. (D900)		4-Hrs. (D900)	
Max. Copper Cross Section	3/4 in. Power EMT .0155 sq. in.	1/2 in. Data EMT .0026 sq. in.	3/4 in. Power EMT .0155 sq. in.	Low Voltage EMT .0250 sq. in.

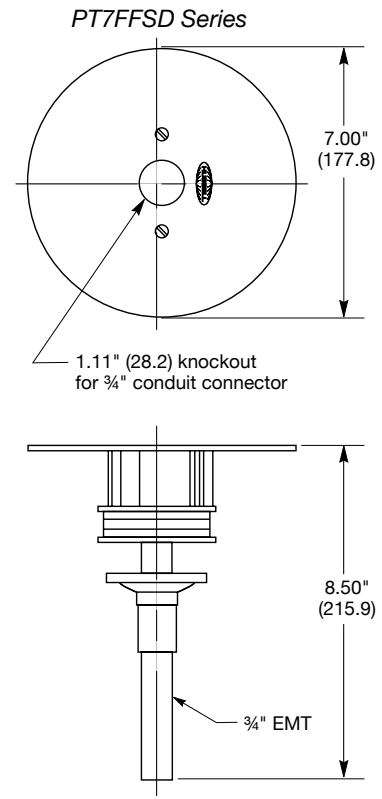
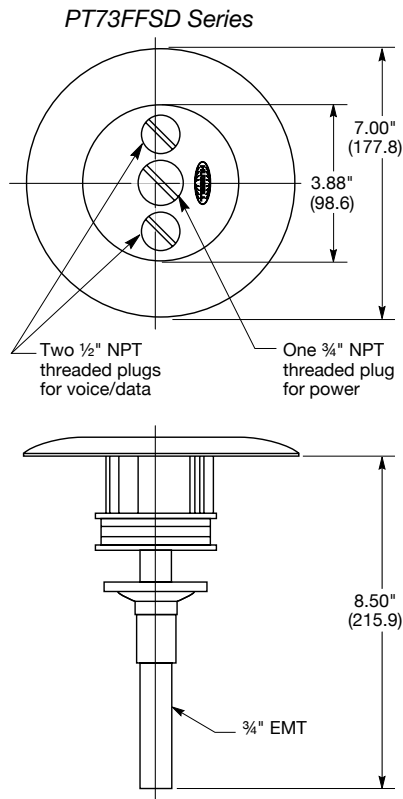
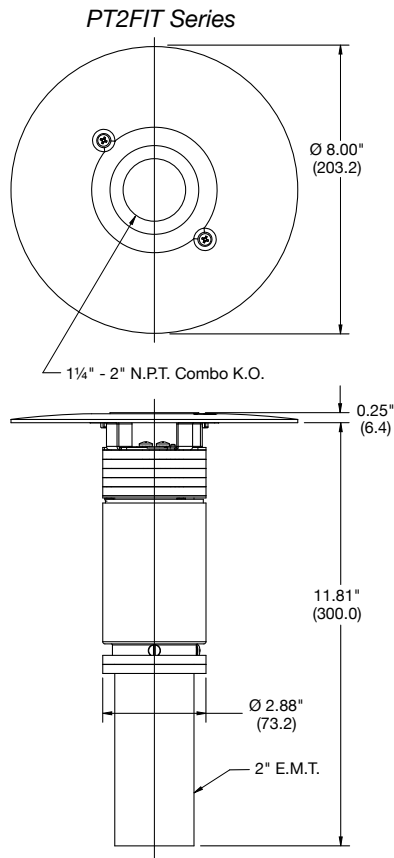
## UL Characteristics

Listing	UL File Number	ULC File Number
Outlet Box	E31999	CEYYC
Fire Resistance	R8429	R8429

For use in 1, 1 1/2, 2, 3 or 4 hour rated unprotected reinforced floors or in 1, 2, or 3 hour rated floors employing steel floor units and concrete topping (D900 Series designs).  
 UL Spacing Restrictions - Minimum of 2 ft. on center and not more than one unit per each 65 square feet of floor area in each span.

Note: When connecting conduit sweeps to through-floor fittings, ensure compliance with NEC fill tables.  
 The above product data pertains to both one-piece units and through-floor fittings.

Dimensions in Inches (mm)



## Product Information

### PT2FIT series

- Flush aluminum service fitting with epoxy paint finish (gray, black and brass finish).
- Aluminum conduit cover with 2.47 in. (62.7) and 1.74 in. (44.2) combination knockouts to accept a 2 in. or 1 1/4 in. NPT flexible metal conduit connector.

### PT73FFSD series

- Flush painted aluminum service fitting and carpet flange (color finish options: black, gray and ivory).
- Aluminum conduit insert cover with one (1) 3/4 in. and two (2) 1/2 in. die-cast threaded plugs.
- Supplied with one (1) 3/4 in. and two (2) 1/2 in. screw-in flexible metal conduit connectors.

### PT7FFSD series

- Flush aluminum service fitting with epoxy paint finish (color finish options: gray, ivory and brass finish).
- Aluminum conduit cover with 1.11 in. (28.2) knockout to accept a 3/4 in. NPT flexible metal conduit connector.

## Application Data

- Mounted in 3 in. (76.2) cored concrete diameter through hole.
- Floor thickness range: 2 1/4 in. to 7 in. (57.2 to 177.8).
- PT2FIT series has single-service, power or data.
- UL Listed for fire resistance in 1 – 2 hour (PT2FIT series) rated floors.
- UL Listed for fire resistance in 1 – 4 hour (PT73FFSD and PT7FFSD series) rated floors.
- Approved for use in the City of Chicago (PT2FIT series).

Wire Size (AWG)	Copper Cross Sectional Area for Solid or Stranded Conductors
#24	.00032 sq. in. (.206mm <sup>2</sup> )
#23	.00040 sq. in. (.258mm <sup>2</sup> )
#22	.00050 sq. in. (.322mm <sup>2</sup> )
#14	.00323 sq. in. (2.083mm <sup>2</sup> )
#12	.00512 sq. in. (3.303mm <sup>2</sup> )
#10	.00815 sq. in. (5.258mm <sup>2</sup> )
# 8	.01296 sq. in. (8.361mm <sup>2</sup> )

## UL Listed Wiring Capacity

	PT2FIT Series	PT73FFSD Series	PT7FFSD Series
Fire Resistance Rating	2-Hrs. (D900)	4-Hrs. (D900)	4-Hrs. (D900)
Max. Copper Cross Section	2 in. EMT .0922 sq. in.	3/4 in. EMT .0470 sq. in.	1/2 in. Feed Through .0250 sq. in.
			3/4 in. EMT .0500 sq. in.

## UL Characteristics

Listing	UL File Number	ULC File Number
Outlet Box	E31999	CEYYC
Fire Resistance	R8429	R8429

For use in 1, 1 1/2, or 2 hour rated unprotected reinforced floors or in 1 or 2 hour rated floors employing steel floor units and concrete topping (D900 Series designs).  
 UL Spacing Restrictions - Minimum of 2 ft. on center and not more than one unit per each 65 square feet of floor area in each span.

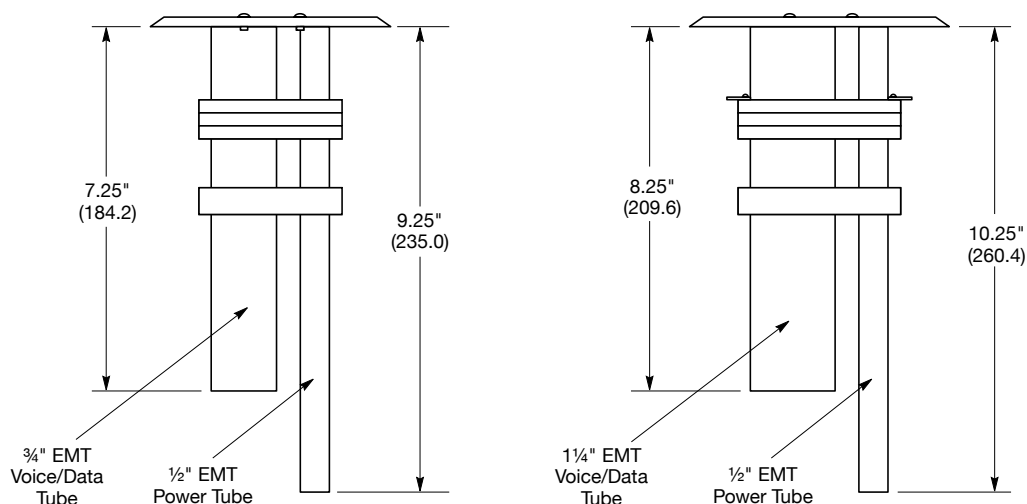
Note: The above product data pertains to both one-piece units and through-floor fittings.

When connection conduit sweeps to through-floor fittings, ensure compliance with NEC fill tables.

Dimensions in Inches (mm)



## Pedestal Fitting Series



## Applications

	PT27A	PT7XC
Mounting	2 in. (50.8) diameter hole.	3 in. (76.2) diameter hole.
Floor Thickness Range	2 1/4 in. to 7 in. (57.2 to 177.8)	2 1/4 in. to 7 in. (57.2 to 177.8)
Fire Rating	For use in 1, 1 1/2, 2, 3 or 4 hour rated unprotected reinforced concrete floors or in 1, 2 or 3 hour rated employing steel floor units and concrete topping (D900 series design). (D900 series design).	For use in 1, 1 1/2, 2, 3 or 4 hour rated unprotected reinforced concrete floors or in 1, 2 or 3 hour rated floors employing steel floor units and concrete topping
Service Pedestal Options	FR280, FR480, FR680 Series.	FR480 and FR680 Series.

## UL Listed Wiring Capacity

Power Wiring Capacity	1/2 in. inch EMT power tube Handles: Up to ten #12 AWG type THHN wires, or Up to six #12 AWG and two #10 AWG type THHN wires.	1/2 in. inch EMT power tube Handles: Up to ten #12 AWG type THHN wires, or Up to six #12 AWG and two #10 AWG type THHN wires.
Voice/Data Wiring Capacity	3/4 in. inch EMT low-voltage tube Handles: Up to two 25 pair tel./data cables (100 #22 AWG tel./data conductors), or Up to two IBM Type 2 data cables.	1 1/4 in. inch EMT low-voltage tube Handles: Up to four 25 pair tel./data cables (200 #22 AWG tel./data conductors), or Up to five IBM Type 2 data cables and four 8-conductor tel./data cables.
Total Allowable Copper Cross-Sectional Area	1/2" Power EMT .0461 sq. in.	1/2" Power EMT .0461 sq. in.
	3/4" Low Voltage EMT .0500 sq. in.	1 1/2" Low Voltage EMT .1000 sq. in.

When conductors larger than #22 AWG are used, the total cross-sectional area of the copper conductors shall not exceed the total cross-sectional area of the #22 AWG conductors permitted in the low voltage compartment.

Note: When connecting conduit sweeps to through-floor fittings, ensure compliance with NEC fill tables.

## UL Characteristics

Listing	UL File Number	UL File Number
Outlet Box	E31999	E31999
Fire Resistance	R8429	R8429

For use in 1, 1 1/2, 2, 3, or 4 hour rated unprotected reinforced concrete floors or in 1, 2 or 3 hour rated floors employing steel floor units and concrete topping (D900 Series designs).

UL Spacing Restrictions - Minimum of 2 ft. O.C. and not more than one unit per each 65 sq. ft. of floor area in each span.

## Chicago Approved

Catalog Number	City of Chicago File Number
<b>PT27A, PT7XC</b>	5587E

These through-floor fittings are approved for the City of Chicago. Installation requires a plenum-rated 1900 series box or a handy box with gasketed cover. These boxes are to be affixed with compression gland-type connectors.

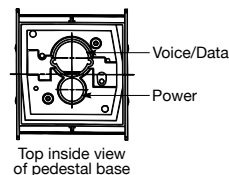
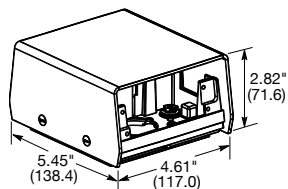
Dimensions in Inches (mm)



*Painted and Brushed Aluminum Series*

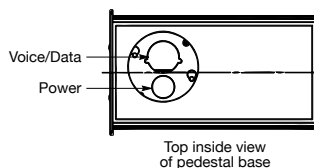
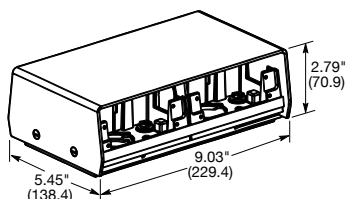
**Dimensions**

**2-Gang – FR280 series**



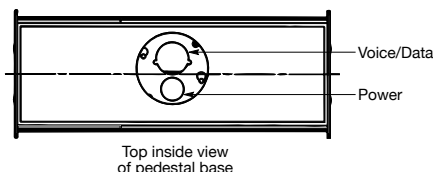
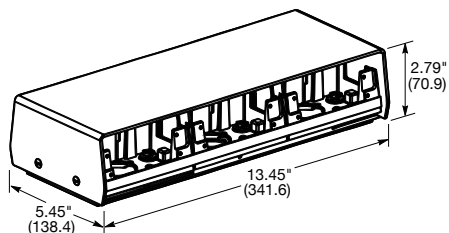
Total Cubic Inch Capacity (Single-Service)	39.00 in. (638.8cm <sup>3</sup> )
Cubic Inch Capacity	Power 19.5 in. (319.4cm <sup>3</sup> )
(when divided for multi-service)	Voice/Data 19.5 in. (319.4cm <sup>3</sup> )
Service Pedestal Construction	Heavy gauge galvanized steel frame with aluminum housing and face plates.
Pedestal Finish	Textured black or gray epoxy paint.

**4-Gang – FR480**



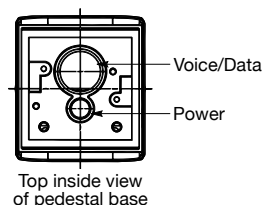
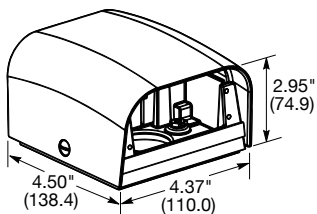
Total Cubic Inch Capacity (Single-Service)	78.00 in. (1277.6cm <sup>3</sup> )
Cubic Inch Capacity	Power 39.00 in. (638.8cm <sup>3</sup> )
(when divided for multi-service)	Voice/Data 39.00 in. (638.8cm <sup>3</sup> )
Service Pedestal Construction	Heavy gauge galvanized steel frame with aluminum housing and face plates.
Pedestal Finish	Textured black or gray epoxy paint.

**6-Gang – FR680**



Total Cubic Inch Capacity (Single-Service)	117.00 in. (1916.4cm <sup>3</sup> )
Cubic Inch Capacity	Power 58.5 in. (958.2cm <sup>3</sup> )
(when divided for multi-service)	Voice/Data 58.5 in. (958.2cm <sup>3</sup> )
Service Pedestal Construction	Heavy gauge galvanized steel frame with aluminum housing and face plates.
Pedestal Finish	Textured black or gray epoxy paint.

**2-Gang – FR80AL**



Total Cubic Inch Capacity (single service)	33.00 in. (540.9 cu cm <sup>3</sup> )
Cubic Inch Capacity	Power 8.80 in. (144.2cm <sup>3</sup> )
(when divided for multi-service)	Voice/Data 26.70 in. (437.6cm <sup>3</sup> )
Service Pedestal Construction	Heavy gauge aluminum frame with satin anodized aluminum housing with 302/304 stainless steel face plates.
Pedestal Finish	Brushed.

*Dimensions in Inches (mm)*