

PHILIPS

LED

Lamps Brochure



Energy savings
that inspire



MR16, MRX16 and AR111 lamps

7



GU10, PAR16 and PAR20 lamps

11



PAR30S lamps

15



PAR30L lamps

19



PAR38 lamps

23



PAR lamps featuring Crisp White technology

26



Candle lamps

28



Indoor Reflector lamps

30



Lamps for everyday use

32



A-shape lamps

34



SlimStyle lamps

36



InstantFit lamps

40

Transforming LED lighting

The world-wide transformation to energy-efficient LED technologies continues at a rapid pace. Philips remains on the cutting edge with exciting, meaningful LED solutions that can help transform your environment and reinforce brand identity, while reducing lighting-related energy costs and minimizing environmental impact.

Our lighting expertise

As the world's largest lighting company, and a trusted lighting brand for over 123 years, we listen and respond to our customers; and focus our research investments into building meaningful LED innovations that can help to save money, beautify spaces and inspire action. Our expertise extends throughout the entire LED solution as we manufacture all of the LED components, thus ensuring efficient and reliable performance.

Inherent product quality

By employing the latest advances in optics, electrical LED packages, lamp shape and heat management methods, we can produce high-quality, long-lasting LED solutions for you. Additionally, all our products are subject to rigorous internal production standards as well as third-party testing and certification. In this manner, we can provide you with high-quality and consistently-performing products that meet or exceed the latest environmental, safety and regulatory standards and codes, and allow you to make confident, informed decisions.

Creating value for you

As a simple, convenient replacement of other lighting technologies, our LED retrofit lamps are installed quickly and without complexity so you can immediately enjoy a beautifully lit space in a sustainable manner. Reduced energy, maintenance and relamping savings add up to fast payback times, and in the long term, reduce your total cost of ownership. With Philips LED solutions, your future is brighter than ever.

Philips InstantFit LED lamps

Upgrading to energy-saving lighting just got a whole lot easier. Philips InstantFit LED lamps fit seamlessly into your existing fluorescent fixtures, so you can switch to energy-efficient illumination just by swapping tubes. These ground-breaking lamps come in a range of shapes and sizes that include linear (2ft., 3ft., and 4 ft.), U-Bent, 4-pin long compact fluorescent lamps (2G11 base) and 4-pin (G24q/GX24 base). Furthermore, they utilize many existing ballasts so no re-wiring is needed.

Philips InstantFit tubes are compatible with most fluorescent ballasts in use today. What's more, they provide significant energy savings compared to fluorescent systems. Providing a quick and convenient way to upgrade to LED, InstantFit is setting new standards in sustainable lighting.


Plug and Play technology

InstantFit bulbs are installed in seconds. The futuristic technology is compatible with the majority of instant-start T8 fluorescent fixtures, and a number of programmed-start fixtures. We have tested InstantFit with numerous instant start, programmed start and emergency ballasts to ensure a high-quality performance across compatible systems. With no re-wiring or new ballasts needed in compatible fixtures, InstantFit provides the simplest, swiftest way to upgrade your lighting system.

Saving you money

Upgrading to InstantFit lighting is a smart move financially. These breakthrough lamps use less energy than traditional fluorescent 32W T8 systems, shrinking your electricity bill substantially. And thanks to the reduced energy consumption, your investment is paid back over a relatively short period of time. What's more, installation is quick and easy, so you'll spend less on labor. You'll also save on future maintenance and replacement costs, thanks to the long life cycle of LED.





Containing no mercury and producing virtually no UV or IR light, InstantFit lamps are kind to the environment. In addition, because the lamps are installed in existing luminaires, you'll create minimal waste when making the transition to LED.



Accent lighting

Philips LED MR16 and MRX16 Dimmable LED Lamps provide industry leading flux, crisp beams and smooth dimming, while expanding available applications to include enclosed fixtures.

Features

- Most lamps suitable for use in enclosed fixtures*
- Available in a wide range of options
- Bright white light with uniform beam distribution
- Smooth dimming to 10% of full light levels**
- Contains no mercury
- Select models feature a warm glow dimming effect

Benefits

- Will not fade colors, avoids inventory spoilage
- Focus light where it's needed most
- Create contrast and depth
- Long life—reduced maintenance cost
- Low energy use and waste—better for the environment
- Excellent heat management

Applications

- Enclosed fixture compatible*
- Track and recessed luminaires
- Accent lighting in retail and hospitality spaces
- Difficult to reach and maintain applications

* Please see MR16 technical application guide for details

** Dimmable when using leading and trailing edge dimmers. See Philips Website (www.philips.com/ledtechguide) for compatible dimmers.





MR16 and MRX16 LED lamps



Ordering, Electrical and Technical Data (Subject to change without notice)

Product Number	Ordering Description	Nom. Watts (w)	Bulb	Base	Volts	Beam Angle	Life ¹ (hours)	Approx. Lumens ²	Approx. MBCP ^{2,3}	CRI	Color Temp. (Kelvin)	MOL (in.)	Key
Standard Halogen MR16 35W ENERGY STAR® Equivalent†													
45453-8	6.5MR16/F25/2700-2200 DIM 12V	6.5	MR16	GU5.3	12	25°	25,000	410	1750	80	2700-2200	1.9	A
45454-6	6.5MR16/F35/2700-2200 DIM 12V	6.5	MR16	GU5.3	12	35°	25,000	410	900	80	2700-2200	1.9	A
45478-5	6.5MR16/F25 3000 DIM AF	6.5	MR16	GU5.3	12	25°	25,000	460	1250	80	3000	1.9	A
45350-6	6.5MR16/F35 3000 DIM AF	6.5	MR16	GU5.3	12	35°	25,000	460	960	81	3000	1.9	A
Standard Halogen MR16 30W ENERGY STAR® Equivalent†													
45741-6	7MR16/S15 2700 DIM AF2	7	MR16	GU5.3	12	15°	40,000	400	2850	80	2700	2.0	B
45742-4	7MR16/S15 3000 DIM AF2	7	MR16	GU5.3	12	15°	40,000	420	2950	80	3000	2.0	B
45743-2	7MR16/S15 4000 DIM AF2	7	MR16	GU5.3	12	15°	40,000	440	3050	80	4000	2.0	B
Standard Halogen MR16 42W ENERGY STAR® Equivalent†													
45744-0	7MR16/F25 2700 DIM AF2	7	MR16	GU5.3	12	25°	40,000	420	2100	80	2700	2.0	B
45745-7	7MR16/F25 3000 DIM AF2	7	MR16	GU5.3	12	25°	40,000	440	2200	80	3000	2.0	B
45746-5	7MR16/F25 4000 DIM AF2	7	MR16	GU5.3	12	25°	40,000	460	2300	80	4000	2.0	B
45747-3	7MR16/F35 2700 DIM AF2	7	MR16	GU5.3	12	35°	40,000	420	1150	80	2700	2.0	B
45748-1	7MR16/F35 3000 DIM AF2	7	MR16	GU5.3	12	35°	40,000	440	1200	80	3000	2.0	B
45749-9	7MR16/F35 4000 DIM AF2	7	MR16	GU5.3	12	35°	40,000	460	1250	80	4000	2.0	B
Standard Halogen MR16 75W ENERGY STAR® Equivalent†													
45750-7	8.5MRX16/F25 2700 DIM AF	8.5	MRX16	GU5.3	12	25°	40,000	635	3100	80	2700	2.1	C
45751-5	8.5MRX16/F25 3000 DIM AF	8.5	MRX16	GU5.3	12	25°	40,000	660	3250	80	3000	2.1	C
45752-3	8.5MRX16/F25 4000 DIM AF	8.5	MRX16	GU5.3	12	25°	40,000	710	3350	80	4000	2.1	C
45753-1	8.5MRX16/F35 2700 DIM AF	8.5	MRX16	GU5.3	12	35°	40,000	635	1650	80	2700	2.1	C
45754-9	8.5MRX16/F35 3000 DIM AF	8.5	MRX16	GU5.3	12	35°	40,000	660	1700	80	3000	2.1	C
45755-6	8.5MRX16/F35 4000 DIM AF	8.5	MRX16	GU5.3	12	35°	40,000	710	1750	80	4000	2.1	C

1. Life is based on engineering testing and probability analysis.

2. Based on photometric testing consistent with IES LM-79.

3. Maximum Beam Candle Power.

Light dims to a warm glow, similar to incandescent

ENERGY STAR® Certified LED Lamp.

† All Philips LED PAR, BR, and MR16 equivalencies for light output are based upon the ENERGY STAR® Integral LED Lamp Center Beam Intensity Benchmark tool which can be found at: www.ENERGYSTAR.gov/LEDbulbs, LED Light Bulbs for Partners, Program Requirements PDF, Page 11. A-shape and decorative candles are calculated on lumen values, not the ENERGY STAR® Integral LED Lamp Center Beam Intensity Benchmark tool.

This example shows an application of 100 lamps accenting a space currently using standard 75W MR16 halogen lamps, operating 4,000 hours per year at a cost of \$0.11 per kWh.^A Your actual savings may vary depending on the energy costs in your geographic location.

Replacing 100 standard 75W MR16 halogen lamps with Philips 8.5W LED MR16 dimmable lamps can provide significant energy cost savings of \$2,926.00 per year! Potential savings from the reduction in HVAC costs as a result of using a low wattage lamp that emits less heat is an additional benefit not included in this example.

Saving Solution		
Estimated Lighting Costs Using a...	Standard 75W MR16 Halogen Lamp	Philips 8.5W LED MR16 Lamp
Present Wattage	75 Watts	8.5 Watts
x Annual Operating Hours	4,000 hours	4,000 hours
	= 300,000 watt-hours	= 34,000 watt-hours
÷1,000 =	= 300 kWh per year	= 34 kWh per year
x kWh rate of \$0.11	= \$33.00 per year	= \$3.74 per year
x 100 lamps per space	= \$3,300.00 annual energy cost per space	= \$374.00 annual energy cost per space
	Total Estimated Annual Savings^B	= \$2,926.00

A) The 8.5W LED MR16 at 3,250 candela compared to the 75W halogen MR16 at 2,583 candela.

B) Based on 100 lamps per space operating at 4,000 hours per year.

Shipping Data (Subject to change without notice)

Product Number	SKU UPC (0-46677)	Outer Bar Code (5-00-46677)	Case Qty.	Case Weight (lbs.)	Case Cube (cu. ft.)	Pallet Qty.	Lamps/ SKU	SKUs/ Layer	Layers High	SKU Dimensions (w x d x h, in.)	Case Dimensions (w x d x h, in.)	Pallet Dimensions (w x d x h, in.)
Standard Halogen MR16 35W ENERGY STAR® Equivalent												
45453-8	45453-1	45453-6	10	0.61	0.104	6110	1	470	13	1.77 x 1.77 x 2.17	9.3 x 4.0 x 2.8	47.2 x 39.4 x 42.6
45454-6	45454-8	45454-3	10	0.61	0.104	6110	1	470	13	1.77 x 1.77 x 2.17	9.3 x 4.0 x 2.8	47.2 x 39.4 x 42.6
45478-5	45478-4	45478-9	10	0.61	0.104	6110	1	470	13	1.77 x 1.77 x 2.17	9.3 x 4.0 x 2.8	47.2 x 39.4 x 42.6
45350-6	45350-3	45350-8	10	0.61	0.104	6110	1	470	13	1.77 x 1.77 x 2.17	9.3 x 4.0 x 2.8	47.2 x 39.4 x 42.6
Standard Halogen MR16 30W ENERGY STAR® Equivalent												
45741-6	45741-9	45741-4	10	1.35	0.06	6110	1	470	13	1.8 x 1.8 x 2.2	9.3 x 4.0 x 2.8	47.2 x 39.4 x 42.6
45742-4	45742-6	45742-1	10	1.35	0.06	6110	1	470	13	1.8 x 1.8 x 2.2	9.3 x 4.0 x 2.8	47.2 x 39.4 x 42.6
45743-2	45743-3	45744-5	10	1.35	0.06	6110	1	470	13	1.8 x 1.8 x 2.2	9.3 x 4.0 x 2.8	47.2 x 39.4 x 42.6
Standard Halogen MR16 42W ENERGY STAR® Equivalent												
45744-0	45744-0	45745-2	10	1.35	0.06	6110	1	470	13	1.8 x 1.8 x 2.2	9.3 x 4.0 x 2.8	47.2 x 39.4 x 42.6
45745-7	45745-7	45746-9	10	1.35	0.06	6110	1	470	13	1.8 x 1.8 x 2.2	9.3 x 4.0 x 2.8	47.2 x 39.4 x 42.6
45746-5	45746-4	45747-6	10	1.35	0.06	6110	1	470	13	1.8 x 1.8 x 2.2	9.3 x 4.0 x 2.8	47.2 x 39.4 x 42.6
45747-3	45747-1	45748-3	10	1.35	0.06	6110	1	470	13	1.8 x 1.8 x 2.2	9.3 x 4.0 x 2.8	47.2 x 39.4 x 42.6
45748-1	45748-8	45749-0	10	1.35	0.06	6110	1	470	13	1.8 x 1.8 x 2.2	9.3 x 4.0 x 2.8	47.2 x 39.4 x 42.6
45749-9	45749-5	45749-0	10	1.35	0.06	6110	1	470	13	1.8 x 1.8 x 2.2	9.3 x 4.0 x 2.8	47.2 x 39.4 x 42.6
Standard Halogen MR16 75W ENERGY STAR® Equivalent												
45750-7	45750-1	45750-6	10	1.35	0.06	6110	1	470	13	1.8 x 1.8 x 2.2	9.3 x 4.0 x 2.8	47.2 x 39.4 x 42.6
45751-5	45751-8	45751-3	10	1.35	0.06	6110	1	470	13	1.8 x 1.8 x 2.2	9.3 x 4.0 x 2.8	47.2 x 39.4 x 42.6
45752-3	45752-5	45752-0	10	1.35	0.06	6110	1	470	13	1.8 x 1.8 x 2.2	9.3 x 4.0 x 2.8	47.2 x 39.4 x 42.6
45753-1	45753-2	45753-7	10	1.35	0.06	6110	1	470	13	1.8 x 1.8 x 2.2	9.3 x 4.0 x 2.8	47.2 x 39.4 x 42.6
45754-9	45754-9	45754-4	10	1.35	0.06	6110	1	470	13	1.8 x 1.8 x 2.2	9.3 x 4.0 x 2.8	47.2 x 39.4 x 42.6
45755-6	45755-6	45755-1	10	1.35	0.06	6110	1	470	13	1.8 x 1.8 x 2.2	9.3 x 4.0 x 2.8	47.2 x 39.4 x 42.6

See bottom of page 51 for Warnings, Cautions and Instructions.

Accent Lighting

Philips AR111 LED lamps delivers the high quality light in a perfect-fit size, while providing incredible energy savings.

A suitable retrofit solution for spot and general lighting applications in the hospitality and retail industry.

Superior Performance

- Delivers a brilliant visual effect with available CRI 90 and R9>50
- Anti-glare optical bridge increases visual comfort
- Best-in-class flux, intensity and beam quality
- Reflecting cup with V-groove prism array for high optical efficiency

LED Benefits

- Long life: up to 40,000-hour rated life
- Minimal color shift and stable flux output throughout lifetime
- No harmful UV radiation

True AR111 Retrofit

- Excellent compatibility with most traditional halogen transformers
- “Perfect fit” mechanical design fits most AR111 fixtures
- Optics designed to work with existing halogen lenses and beam shaping accessories



This energy saving example shows an application of 100 lamps in a space currently using 100W halogen AR111 lamps, operating 4,000 hours per year at a cost of \$0.11 per kWh^A. Your actual savings may vary depending on the energy costs in your geographic location.

Replacing 100 halogen 100W AR111 lamps with Philips 20W LED AR111 lamps can provide significant energy cost savings of \$3,520.00 per year! Potential savings from the reduction in HVAC costs as a result of using a lower wattage lamp that emits less heat is an additional benefit not included in this example.

Saving Solution		
Estimated Lighting Costs Using a...	Halogen 100W AR111 Lamp	Philips 20W LED AR111 Lamp
Present Wattage	100 Watts	20 Watts
x Annual Operating Hours	4,000 hours	4,000 hours
	= 400,000 watt-hours	= 80,000 watt-hours
÷1,000 =	= 400 kWh per year	= 80 kWh per year
x kWh rate of \$0.11	= \$44.00 per year	= \$8.80 per year
x 100 lamps per space	= \$4,400.00 annual energy cost per space	= \$880 annual energy cost per space
	Total Estimated Annual Savings^B	= \$3,520.00

A) The 20W AR111 at 6600 candela compared to the 100W halogen AR111 at 4000 candela
 B) Based on 100 lamps per space operating at 4,000 hours per year.



AR111 LED lamps

Ordering, Electrical and Technical Data (Subject to change without notice)

Product Number	Ordering Description	Nom. Watts (w)	Bulb	Base	Volts	Beam Angle	Life ¹ (hours)	Approx. Lumens ²	Approx. MBCP ^{2,3}	CRI	Color Temp. (Kelvin)	MOL (in.)
Philips Halogen 100W Equivelent Dimmable Spot[†]												
45856-2	20AR111/LED/830/S15 DIM	20	AR111	GX53	12	15°	25,000	1240	8500	80	3000	2.5
Philips Halogen 75W Equivelent Dimmable Flood[†]												
45855-4	15AR111/LED/930/F25 DIM	15	AR111	GX53	12	25°	40,000	780	1660	90	3000	2.5
46014-7	15AR111/LED/927/F25/DIM	15	AR111	GX53	12	25°	40,000	740	3900	90	2700	2.5
Philips Halogen 100W Equivelent Dimmable Flood[†]												
45857-0	20AR111/LED/830/F25 DIM	20	AR111	GX53	12	25°	25,000	1280	6600	80	3000	2.5
46013-9	20AR111/LED/827/F25/DIM	20	AR111	GX53	12	25°	25,000	1240	5800	80	2700	2.5
Philips Halogen 75W Equivelent Dimmable Wide Flood[†]												
46015-4	15AR111/LED/927/F40/DIM	15	AR111	GX53	12	40°	40,000	740	1400	90	2700	2.5

1. Life is based on engineering testing and probability analysis.
 2. Based on photometric testing consistent with IES LM-79.
 3. Maximum Beam Candle Power.

[†] Equivalence based on published candela values for halogen AR111 lamps of similar beam angles.

Shipping Data (Subject to change without notice)

Product Number	SKU UPC (0-46677)	Outer Bar Code (5-00-46677)	Case Qty.	Case Weight (lbs.)	Case Cube (cu. ft.)	Pallet Qty.	Lamps/ SKU	SKUs/ Layer	Layers High	SKU Dimensions (w x d x h, in.)	Case Dimensions (w x d x h, in.)	Pallet Dimensions (w x d x h, in.)
Philips Halogen 100W Equivelent Dimmable Spot												
45856-2	45856-0	45856-5	6	3.84	0.319	702	1	78	9	4.4 x 4.4 x 3.6	13.8 x 9.3 x 4.3	47.2 x 39.4 x 44.7
Philips Halogen 75W Equivelent Dimmable Flood												
45855-4	45855-3	45855-8	6	3.84	0.319	702	1	78	9	4.4 x 4.4 x 3.6	13.8 x 9.3 x 4.3	47.2 x 39.4 x 44.7
46014-7	46014-3	46014-8	6	3.84	0.319	702	1	78	9	4.4 x 4.4 x 3.6	13.8 x 9.3 x 4.3	47.2 x 39.4 x 44.7
Philips Halogen 100W Equivelent Dimmable Flood												
45857-0	45857-7	45857-2	6	3.84	0.319	702	1	78	9	4.4 x 4.4 x 3.6	13.8 x 9.3 x 4.3	47.2 x 39.4 x 44.7
46013-9	46013-6	46013-1	6	3.84	0.319	702	1	78	9	4.4 x 4.4 x 3.6	13.8 x 9.3 x 4.3	47.2 x 39.4 x 44.7
Philips Halogen 75W Equivelent Dimmable Wide Flood												
46015-4	46015-0	46015-5	6	3.84	0.319	702	1	78	9	4.4 x 4.4 x 3.6	13.8 x 9.3 x 4.3	47.2 x 39.4 x 44.7

See bottom of page 51 for Warnings, Cautions and Instructions.



Accent lighting

Philips LED GU10, PAR16 and PAR20 Lamps provide intensity and punch in a compact size

Features

- Emits virtually no UV/IR light in the beam
- Uniform beam distribution
- Smooth dimming to 10% of full light levels*
- Contains no mercury
- PAR20 available in 15°, 25° or 35° beam angle
- AirFlux technology for sleek, lightweight design
- Select PAR20 lamps available in black finish

Benefits

- Will not fade colors, avoids inventory spoilage
- Focus light where it's needed most
- Create contrast and depth
- Long life—reduced maintenance cost
- Low energy use and waste—better for the environment

Applications

- Track and recessed luminaires
- Accent and general lighting in retail and hospitality spaces
- Difficult to reach and maintain applications

* Dimmable when using leading and trailing edge dimmers. See Philips Website (www.philips.com/ledtechguide) for compatible dimmers.





GU10, PAR16 and PAR20 LED lamps



Ordering, Electrical and Technical Data (Subject to change without notice)

Product Number	Ordering Description	Nom. Watts (W)	Bulb	Base	Volts	Beam Angle	Life ¹ (hours)	Approx. Lumens ²	Approx. MBCP ^{2,3}	CRI	Color Temp. (Kelvin)	MOL (in.)	Key
Standard Halogen GU10 50W ENERGY STAR® Equivalent†													
□	45440-5	4.5GU10/LED/830/F25 DIM	4.5	PAR16	GU10	120	25°	25,000	315	2300	80	3000	2.3 A
□	45765-5	5GU10/LED/827-22/F35/DIM	5	PAR16	GU10	120	35°	25,000	400	700	80	3000	2.3 A
Standard Halogen PAR16 50W ENERGY STAR® Equivalent†													
□	45437-1	4.5PAR16/AMB/830/DIM	4.5	PAR16	Med.	120	25°	25,000	315	2300	80	3000	2.9 B
Standard Halogen PAR20 50W ENERGY STAR® Equivalent†													
●	45626-9	6PAR20/S15 2700 DIM	6	PAR20	Med.	120	15°	25,000	430	3600	80	2700	3.5 C
●	45604-6	6PAR20/F25 2700 DIM	6	PAR20	Med.	120	25°	25,000	430	1800	80	2700	3.5 C
●	45605-3	6PAR20/F25 3000 DIM	6	PAR20	Med.	120	25°	25,000	450	1900	80	3000	3.5 C
●	45606-1	6PAR20/F25 4000 DIM	6	PAR20	Med.	120	25°	25,000	470	2000	80	4000	3.5 C
●	45607-9	6PAR20/F35 2700 DIM	6	PAR20	Med.	120	35°	25,000	430	900	80	2700	3.5 C
●	45608-7	6PAR20/F35 3000 DIM	6	PAR20	Med.	120	35°	25,000	450	940	80	3000	3.5 C
●	45609-5	6PAR20/F35 4000 DIM	6	PAR20	Med.	120	35°	25,000	470	980	80	4000	3.5 C
●	45610-3	6PAR20/F25 2700 DIM B	6	PAR20	Med.	120	25°	25,000	430	1800	80	2700	3.5 D
●	45611-1	6PAR20/F25 3000 DIM B	6	PAR20	Med.	120	25°	25,000	450	1900	80	3000	3.5 D

1. Life is based on engineering testing and probability analysis.

2. Based on photometric testing consistent with IES LM-79.

3. Maximum Beam Candle Power.

● Uses AirFlux Technology.

■ ENERGY STAR® Certified LED Lamp.

□ ENERGY STAR® Test in progress.

† All Philips LED PAR, BR, and MR16 equivalencies for light output are based upon the ENERGY STAR® Integral LED Lamp Center Beam Intensity Benchmark tool which can be found at: www.ENERGYSTAR.gov/LEDbulbs, LED Light Bulbs for Partners, Program Requirements PDF, Page 11. A-shape and decorative candles are calculated on lumen values, not the ENERGY STAR® Integral LED Lamp Center Beam Intensity Benchmark tool.

This energy saving example shows an application of 100 lamps in a space currently using 50W halogen PAR20 lamps, operating 4,000 hours per year at a cost of \$0.11 per kWh.^A Your actual savings may vary depending on the energy costs in your geographic location.

Replacing 100 50W halogen PAR20 lamps with Philips 6W LED PAR20 lamps can provide significant energy cost savings of \$1,936.00 per year! Potential savings from the reduction in HVAC costs as a result of using a lower wattage lamp that emits less heat is an additional benefit not included in this example.

Saving Solution		
Estimated Lighting Costs Using a...	Standard 50W Halogen PAR20 Lamp	Philips 6W LED PAR20 Lamp
Present Wattage	50 Watts	6 Watts
x Annual Operating Hours	4,000 hours	4,000 hours
	= 200,000 watt-hours	= 24,000 watt-hours
÷1,000 =	= 200 kWh per year	= 24 kWh per year
x kWh rate of \$0.11	= \$22.00 per year	= \$2.64 per year
x 100 lamps per space	= \$2,200.00 annual energy cost per space	= \$264.00 annual energy cost per space
	Total Estimated Annual Savings^B	= \$1,936.00

A) The 6W LED PAR20 at 1900 candela compared to the 50W halogen PAR20 at 1179 candela.

B) Based on 100 lamps per space operating at 4,000 hours per year.

Shipping Data (Subject to change without notice)

Product Number	SKU UPC (0-46677)	Outer Bar Code (5-00-46677)	Case Qty.	Case Weight (lbs.)	Case Cube (cu. ft.)	Pallet Qty.	Lamps/ SKU	SKUs/ Layer	Layers High	SKU Dimensions (w x d x h, in.)	Case Dimensions (w x d x h, in.)	Pallet Dimensions (w x d x h, in.)
Standard Halogen GU10 50W ENERGY STAR® Equivalent												
45440-5	45440-1	45440-6	10	1.5	0.08	4560	1	380	12	2.0 x 2.0 x 2.4	10.5 x 4.4 x 3.0	47.2 x 39.4 x 42.3
45765-5	45765-5	45765-0	10	3.26	0.08	4560	1	380	12	2.0 x 2.0 x 2.4	10.5 x 4.4 x 3.0	47.2 x 39.4 x 42.3
Standard Halogen PAR16 50W ENERGY STAR® Equivalent[†]												
45437-1	45437-1	45437-6	4	1.19	0.260	576	1	144	4	2.0 x 4.7 x 8.0	9.4 x 5.4 x 8.7	47.2 x 39.4 x 40.6
Standard Halogen PAR20 50W ENERGY STAR® Equivalent												
												Gen 2
45626-9	45626-9	45626-4	6	0.82	0.130	2220	1	222	10	2.6 x 2.6 x 3.5	8.4 x 5.8 x 4.6	48.0 x 40.0 x 47.2
45604-6	45604-7	45604-2	6	0.82	0.130	2220	1	222	10	2.6 x 2.6 x 3.5	8.4 x 5.8 x 4.6	48.0 x 40.0 x 47.2
45605-3	45605-4	45605-9	6	0.82	0.130	2220	1	222	10	2.6 x 2.6 x 3.5	8.4 x 5.8 x 4.6	48.0 x 40.0 x 47.2
45606-1	45606-1	45606-6	6	0.82	0.130	2220	1	222	10	2.6 x 2.6 x 3.5	8.4 x 5.8 x 4.6	48.0 x 40.0 x 47.2
45607-9	45607-8	45607-3	6	0.82	0.130	2220	1	222	10	2.6 x 2.6 x 3.5	8.4 x 5.8 x 4.6	48.0 x 40.0 x 47.2
45608-7	45608-5	45608-0	6	0.82	0.130	2220	1	222	10	2.6 x 2.6 x 3.5	8.4 x 5.8 x 4.6	48.0 x 40.0 x 47.2
45609-5	45609-2	45609-7	6	0.82	0.130	2220	1	222	10	2.6 x 2.6 x 3.5	8.4 x 5.8 x 4.6	48.0 x 40.0 x 47.2
45610-3	45610-8	45610-3	6	0.82	0.130	2220	1	222	10	2.6 x 2.6 x 3.5	8.4 x 5.8 x 4.6	48.0 x 40.0 x 47.2
45611-1	45611-5	45611-0	6	0.82	0.130	2220	1	222	10	2.6 x 2.6 x 3.5	8.4 x 5.8 x 4.6	48.0 x 40.0 x 47.2

See bottom of page 51 for Warnings, Cautions and Instructions.

TH

SELECTION

CLEAN TEETH, SOFT LIPS

= READY FOR ACTION!

'THIS IS ABOUT AS NATURAL AS BEAUTY GETS'

OUR STRIPES



Accent and spot lighting

Philips LED Single Optic PAR30S Lamps with AirFlux Technology provide superior lighting aesthetics and optimal thermal efficiency in a sleek, lightweight design.

Features

- Single Optic lamps deliver greater visual comfort and increase merchandise “pop”
- Sleek, lightweight, finless design
- Excellent light output and candle power
- Emit virtually no UV/IR light in the beam
- Bright white light with uniform beam distribution
- Contains no mercury

Benefits

- Single Optic maximizes focus on merchandise with improved visual comfort
- Blend seamlessly into existing track luminaires
- Will not fade colors, avoids inventory spoilage
- Long life—reduced maintenance cost
- Low energy use and waste—better for the environment

Applications

- Track luminaires
- Accent lighting in retail, hospitality, office and residential spaces





Single Optic PAR30S LED lamps



Ordering, Electrical and Technical Data (Subject to change without notice)

Product Number	Ordering Description	Nom. Watts (W)	Bulb	Base	Volts	Beam Angle	Life† (hours)	Approx. Lumens²	Approx. MBCP²,³	CRI	Color Temp. (Kelvin)	MOL (in.)	Key		
PAR30S (Short) LED Single Optic – Standard Halogen 75W ENERGY STAR® Equivalent†															
													Gen. 2 Dimmable		
●	43526-3	12.5PAR30S/S15/827 DIM AF SO	12.5	PAR30S	Med.	120	15°	25,000	850	7400	80	2700	3.5	A	
●	43527-1	12.5PAR30S/S15/830 DIM AF SO	12.5	PAR30S	Med.	120	15°	25,000	900	7900	80	3000	3.5	A	
●	43529-7	12.5PAR30S/F25/827 DIM AF SO	12.5	PAR30S	Med.	120	25°	25,000	850	5000	80	2700	3.5	A	
●	43530-5	12.5PAR30S/F25/830 DIM AF SO	12.5	PAR30S	Med.	120	25°	25,000	900	5300	80	3000	3.5	A	
●	43531-3	12.5PAR30S/F25/840 DIM AF SO	12.5	PAR30S	Med.	120	25°	25,000	950	5500	80	4000	3.5	A	
●	43532-1	12.5PAR30S/F35/827 DIM AF SO	12.5	PAR30S	Med.	120	35°	25,000	850	2400	80	2700	3.5	A	
●	43533-9	12.5PAR30S/F35/830 DIM AF SO	12.5	PAR30S	Med.	120	35°	25,000	900	2500	80	3000	3.5	A	
●	43534-7	12.5PAR30S/F35/840 DIM AF SO	12.5	PAR30S	Med.	120	35°	25,000	950	2700	80	4000	3.5	A	
●	45964-4	12PAR30S/827/F25 DIM AF SO-B	12.5	PAR30S	Med.	120	25°	25,000	850	5000	80	2700	3.5	B	
●	45965-1	12PAR30S/830/F25 DIM AF SO-B	12.5	PAR30S	Med.	120	25°	25,000	900	5300	80	3000	3.5	B	
PAR30S (Short) LED Single Optic – Standard Halogen 75W ENERGY STAR® Equivalent†															
													Gen. 1 Non-Dimmable		
x	●	43236-9	12PAR30S/S15 2700 ND AF SO	12	PAR30S	Med.	120	15°	25,000	850	7400	83	2700	3.5	A
x	●	43237-7	12PAR30S/S15 3000 ND AF SO	12	PAR30S	Med.	120	15°	25,000	850	7900	83	3000	3.5	A
x	●	43238-5	12PAR30S/S15 4000 ND AF SO	12	PAR30S	Med.	120	15°	25,000	900	8500	83	4000	3.5	A
x	●	42692-4	12PAR30S/F25 2700 AF SO	12	PAR30S	Med.	120	25°	25,000	850	5000	83	2700	3.5	A
x	●	43296-2	12PAR30S/F25 2700 AF SO-B	12	PAR30S	Med.	120	25°	25,000	850	5000	83	2700	3.5	B
x	●	42693-2	12PAR30S/F25 3000 AF SO	12	PAR30S	Med.	120	25°	25,000	900	5300	83	3000	3.5	A
x	●	43297-0	12PAR30S/F25 3000 AF SO-B	12	PAR30S	Med.	120	25°	25,000	900	5300	83	3000	3.5	B
x	●	43137-9	12PAR30S/F25 3500 AF SO	12	PAR30S	Med.	120	25°	25,000	950	5300	84	3500	3.5	A
x	●	42694-0	12PAR30S/F25 4000 AF SO	12	PAR30S	Med.	120	25°	25,000	950	5500	83	4000	3.5	A
x	●	42695-6	12PAR30S/F35 2700 AF SO	12	PAR30S	Med.	120	35°	25,000	850	1850	83	2700	3.5	A
x	●	42696-4	12PAR30S/F35 3000 AF SO	12	PAR30S	Med.	120	35°	25,000	900	1960	83	3000	3.5	A
x	●	43138-7	12PAR30S/F35 3500 AF SO	12	PAR30S	Med.	120	25°	25,000	950	2000	84	3500	3.5	A
x	●	42697-2	12PAR30S/F35 4000 AF SO	12	PAR30S	Med.	120	35°	25,000	950	2100	83	4000	3.5	A

1. Life is based on engineering testing and probability analysis.

2. Based on photometric testing consistent with IES LM-79.

3. Maximum Beam Candle Power.

● Uses AirFlux Technology.

■ ENERGY STAR® Certified LED Lamp.

X Orders will be shipped until inventory is depleted; no longer manufactured.

† All Philips LED PAR, BR, and MR16 equivalencies for light output are based upon the ENERGY STAR® Integral LED Lamp Center Beam Intensity Benchmark tool which can be found at: www.ENERGYSTAR.gov/LEDBulbs, LED Light Bulbs for Partners, Program Requirements PDF, Page 11. A-shape and decorative candles are calculated on lumen values, not the ENERGY STAR® Integral LED Lamp Center Beam Intensity Benchmark tool.

This energy saving example shows an application of 100 lamps in a space currently using a 75W halogen PAR30S, operating 4,000 hours per year at a cost of \$0.11 per kWh. Your actual savings may vary depending on the energy costs in your geographic location.

Replacing 100 halogen 75W PAR30S lamps with the Philips 12.5W LED PAR30S can provide significant energy cost savings of \$2,750.00 per year! Potential savings from the reduction in HVAC costs as a result of using a lower wattage lamp that emits less heat is an additional benefit not included in this example.

Saving Solution		
Estimated Lighting Costs Using a...	Standard 75W PAR30S Halogen Lamp	Philips 12.5W LED PAR30S Lamp
Present Wattage	75 Watts	12.5 Watts
x Annual Operating Hours	4,000 hours	4,000 hours
	= 300,000 watt-hours	= 50,000 watt-hours
+1,000 =	= 300 kWh per year	= 50 kWh per year
x kWh rate of \$0.11	= \$33.00 per year	= \$5.50 per year
x 100 lamps per space	= \$3,300.00 annual energy cost per space	= \$550.00 annual energy cost per space
	Total Estimated Annual Savings^B	\$2,750.00

A) The 12.5W PAR30S at 3120 candela compared to the 75W halogen PAR30S at 2910 candela.

B) Based on 100 lamps per space operating at 4,000 hours per year.

Shipping Data (Subject to change without notice)

Product Number	SKU UPC (0-46677)	Outer Bar Code (5-00-46677)	Case Qty.	Case Weight (lbs.)	Case Cube (cu. ft.)	Pallet Qty.	Lamps/ SKU	SKUs/ Layer	Layers High	SKU Dimensions (w x d x h, in.)	Case Dimensions (w x d x h, in.)	Pallet Dimensions (w x d x h, in.)
PAR30S (Short) LED Single Optic – Standard Halogen 75W ENERGY STAR® Equivalent												Gen. 2 Dimmable
43526-3	43526-4	43526-9	6	3.67	0.361	1080	1	120	9	3.6 x 3.6 x 4.0	11.4 x 11.4 x 4.8	48.0 x 40.0 x 43.6
43527-1	43527-1	43527-6	6	3.67	0.361	1080	1	120	9	3.6 x 3.6 x 4.0	11.4 x 11.4 x 4.8	48.0 x 40.0 x 43.6
43529-7	43529-5	43529-0	6	3.67	0.361	1080	1	120	9	3.6 x 3.6 x 4.0	11.4 x 11.4 x 4.8	48.0 x 40.0 x 43.6
43530-5	43530-1	43530-6	6	3.67	0.361	1080	1	120	9	3.6 x 3.6 x 4.0	11.4 x 11.4 x 4.8	48.0 x 40.0 x 43.6
43531-3	43531-8	43531-3	6	3.67	0.361	1080	1	120	9	3.6 x 3.6 x 4.0	11.4 x 11.4 x 4.8	48.0 x 40.0 x 43.6
43532-1	43532-5	43532-0	6	3.67	0.361	1080	1	120	9	3.6 x 3.6 x 4.0	11.4 x 11.4 x 4.8	48.0 x 40.0 x 43.6
43533-9	43533-2	43533-7	6	3.67	0.361	1080	1	120	9	3.6 x 3.6 x 4.0	11.4 x 11.4 x 4.8	48.0 x 40.0 x 43.6
43534-7	43534-9	43534-4	6	3.67	0.361	1080	1	120	9	3.6 x 3.6 x 4.0	11.4 x 11.4 x 4.8	48.0 x 40.0 x 43.6
45964-4	45964-2	45964-7	6	3.67	0.361	1080	1	120	9	3.6 x 3.6 x 4.0	11.4 x 11.4 x 4.8	48.0 x 40.0 x 43.6
45965-1	45965-9	45965-4	6	3.67	0.361	1080	1	120	9	3.6 x 3.6 x 4.0	11.4 x 11.4 x 4.8	48.0 x 40.0 x 43.6
PAR30S (Short) LED Single Optic – Standard Halogen 75W ENERGY STAR® Equivalent												Gen. 1 Non-Dimmable
43236-9	43236-2	43236-7	6	5.59	0.328	672	1	96	7	4.0 x 4.0 x 4.9	12.6 x 8.4 x 5.3	47.2 x 39.4 x 43.1
43237-7	43237-9	43237-4	6	5.59	0.328	672	1	96	7	4.0 x 4.0 x 4.9	12.6 x 8.4 x 5.3	47.2 x 39.4 x 43.1
43238-5	43238-6	43238-1	6	5.59	0.328	672	1	96	7	4.0 x 4.0 x 4.9	12.6 x 8.4 x 5.3	47.2 x 39.4 x 43.1
42692-4	42692-7	42692-2	6	5.59	0.328	672	1	96	7	4.0 x 4.0 x 4.9	12.6 x 8.4 x 5.3	47.2 x 39.4 x 43.1
43296-2	43296-6	43296-1	6	5.59	0.328	672	1	96	7	4.0 x 4.0 x 4.9	12.6 x 8.4 x 5.3	47.2 x 39.4 x 43.1
42693-2	42693-4	42693-9	6	5.59	0.328	672	1	96	7	4.0 x 4.0 x 4.9	12.6 x 8.4 x 5.3	47.2 x 39.4 x 43.1
43297-0	43297-3	43297-8	6	5.59	0.328	672	1	96	7	4.0 x 4.0 x 4.9	12.6 x 8.4 x 5.3	47.2 x 39.4 x 43.1
43137-9	43137-2	43137-7	6	5.59	0.328	672	1	96	7	4.0 x 4.0 x 4.9	12.6 x 8.4 x 5.3	47.2 x 39.4 x 43.1
42694-0	42694-1	42694-6	6	5.59	0.328	672	1	96	7	4.0 x 4.0 x 4.9	12.6 x 8.4 x 5.3	47.2 x 39.4 x 43.1
42695-6	42695-8	42695-3	6	5.59	0.328	672	1	96	7	4.0 x 4.0 x 4.9	12.6 x 8.4 x 5.3	47.2 x 39.4 x 43.1
42696-4	42696-5	42696-0	6	5.59	0.328	672	1	96	7	4.0 x 4.0 x 4.9	12.6 x 8.4 x 5.3	47.2 x 39.4 x 43.1
43138-7	43138-9	43138-4	6	5.59	0.328	672	1	96	7	4.0 x 4.0 x 4.9	12.6 x 8.4 x 5.3	47.2 x 39.4 x 43.1
42697-2	42697-2	42697-7	6	5.59	0.328	672	1	96	7	4.0 x 4.0 x 4.9	12.6 x 8.4 x 5.3	47.2 x 39.4 x 43.1

See bottom of page 51 for Warnings, Cautions and Instructions.



Spot and general lighting

Philips LED Single Optic PAR30L Lamps with AirFlux Technology improves shopping experience with superior lighting aesthetics and optimal thermal efficiency in a sleek, lightweight design.

Features

- Single Optic lamps deliver greater visual comfort and increase merchandise “pop”
- Sleek, lightweight, finless design
- Excellent light output and candle power
- Emit virtually no UV/IR light in the beam
- Uniform beam distribution
- Smooth dimming to 10% of full light levels*
- Contains no mercury

Benefits

- Integrates seamlessly into existing recessed luminaires
- Will not fade colors, avoids inventory spoilage
- Focus light where it's needed most
- Long life—reduced maintenance cost
- Low energy use and waste—better for the environment

Applications

- Track and recessed luminaires
- General lighting in single, hospitality, office and residential spaces

* Dimmable when using leading and trailing edge dimmers. See Philips Website (www.philips.com/ledtechguide) for compatible dimmers.





Single Optic PAR30L LED lamps



Ordering, Electrical and Technical Data (Subject to change without notice)

Product Number	Ordering Description	Nom. Watts (W)	Bulb	Base	Volts	Beam Angle (hours)	Rated Avg. Life ¹	Approx. Lumens ²	Approx. MBCP ^{2,3}	CRI	Color Temp. (Kelvin)	MOL (in.)	Key
PAR30L (Long) LED Single Optic – Standard Halogen 75W ENERGY STAR® Equivalent†													
45466-0	12.5PAR30L/F25 2700 DIM SO	12.5	PAR30L	Med.	120V	25°	25,000	850	4700	80	2700	4.6	A
45467-8	12.5PAR30L/F25 3000 DIM SO	12.5	PAR30L	Med.	120V	25°	25,000	900	5000	80	3000	4.6	A
45468-6	12.5PAR30L/F25 4000 DIM SO	12.5	PAR30L	Med.	120V	25°	25,000	950	5200	80	4000	4.6	A
45469-4	12.5PAR30L/F35 2700 DIM SO	12.5	PAR30L	Med.	120V	35°	25,000	850	2300	80	2700	4.6	A
45470-2	12.5PAR30L/F35 3000 DIM SO	12.5	PAR30L	Med.	120V	35°	25,000	900	2400	80	3000	4.6	A
45471-0	12.5PAR30L/F35 4000 DIM SO	12.5	PAR30L	Med.	120V	35°	25,000	950	2600	80	4000	4.6	A

1. Life is based on engineering testing and probability analysis.
2. Based on photometric testing consistent with IES LM-79.
3. Maximum Beam Candle Power.

- Uses AirFlux Technology.
- ENERGY STAR® Certified LED Lamp.

† All Philips LED PAR, BR, and MR16 equivalencies for light output are based upon the ENERGY STAR® Integral LED Lamp Center Beam Intensity Benchmark tool which can be found at: www.ENERGYSTAR.gov/LEDbulbs, LED Light Bulbs for Partners, Program Requirements PDF, Page 11. A-shape and decorative candles are calculated on lumen values, not the ENERGY STAR® Integral LED Lamp Center Beam Intensity Benchmark tool.

This energy saving example shows an application of 100 lamps in a space currently using a 75W halogen PAR30L, operating 4,000 hours per year at a cost of \$0.11 per kWh. Your actual savings may vary depending on the energy costs in your geographic location.

Replacing 100 halogen 75W PAR30L lamps with the Philips 12.5W LED PAR30L can provide significant energy cost savings of \$2,750.00 per year! Potential savings from the reduction in HVAC costs as a result of using a lower wattage lamp that emits less heat is an additional benefit not included in this example.

Saving Solution		
Estimated Lighting Costs Using a...	Standard 75W PAR30L Halogen Lamp	Philips 12.5W LED PAR30L Lamp
Present Wattage	75 Watts	12.5 Watts
x Annual Operating Hours	4,000 hours	4,000 hours
	= 300,000 watt-hours	= 50,000 watt-hours
+1,000 =	= 300 kWh per year	= 50 kWh per year
x kWh rate of \$0.11	= \$33.00 per year	= \$5.50 per year
x 100 lamps per space	= \$3,300.00 annual energy cost per space	= \$550.00 annual energy cost per space
	Total Estimated Annual Savings^B	= \$2,750.00

A) The 12.5W PAR30L at 3120 candela compared to the 75W halogen PAR30L at 2910 candela.

B) Based on 100 lamps per space operating at 4,000 hours per year.

Shipping Data (Subject to change without notice)

Product Number	SKU UPC (0-46677)	Outer Bar Code (5-00-46677)	Case Qty.	Case Weight (lbs.)	Case Cube (cu. ft.)	Pallet Qty.	Lamps/ SKU	SKUs/ Layer	Layers High	SKU Dimensions (w x d x h, in.)	Case Dimensions (w x d x h, in.)	Pallet Dimensions (w x d x h, in.)
PAR30L (Long) LED Retail Optic – Standard Halogen 75W ENERGY STAR® Equivalent												
45466-0	45466-1	45466-6	6	5.59	0.328	672	1	96	7	4.0 x 4.0 x 4.9	12.6 x 8.4 x 5.3	47.2 x 39.4 x 43.1
45467-8	45467-8	45467-3	6	5.59	0.328	672	1	96	7	4.0 x 4.0 x 4.9	12.6 x 8.4 x 5.3	47.2 x 39.4 x 43.1
45468-6	45468-5	45468-0	6	5.59	0.328	672	1	96	7	4.0 x 4.0 x 4.9	12.6 x 8.4 x 5.3	47.2 x 39.4 x 43.1
45469-4	45469-2	45469-7	6	5.59	0.328	672	1	96	7	4.0 x 4.0 x 4.9	12.6 x 8.4 x 5.3	47.2 x 39.4 x 43.1
45470-2	45470-8	45470-3	6	5.59	0.328	672	1	96	7	4.0 x 4.0 x 4.9	12.6 x 8.4 x 5.3	47.2 x 39.4 x 43.1
45471-0	45471-5	45471-0	6	5.59	0.328	672	1	96	7	4.0 x 4.0 x 4.9	12.6 x 8.4 x 5.3	47.2 x 39.4 x 43.1

See bottom of page 51 for Warnings, Cautions and Instructions.



Accent and general lighting

Philips LED Single Optic PAR38 Lamps with AirFlux Technology improves visual experience with superior lighting aesthetics and optimal thermal efficiency in a sleek, lightweight design.

Features

- Single Optic lamps deliver greater visual comfort and increase merchandise “pop”
- Sleek, lightweight, finless design
- Excellent light output and candle power
- Emit virtually no UV/IR light in the beam
- Uniform beam distribution
- Smooth dimming to 10% of full light levels*
- Contains no mercury

Benefits

- Single Optic maximizes focus on merchandise with improved visual comfort
- Blend seamlessly into existing luminaires
- Will not fade colors, avoids inventory spoilage
- Create contrast and depth
- Long life—reduced maintenance cost
- Low energy use and waste—better for the environment

Applications

- Track and recessed luminaires
- Accent and general lighting in retail, hospitality, office, museum and residential spaces

* Dimmable when using leading and trailing edge dimmers. See Philips Website (www.philips.com/ledtechguide) for compatible dimmers.



Single Optic PAR38 LED lamps



Ordering, Electrical and Technical Data (Subject to change without notice)

Product Number	Ordering Description	Nom. Watts (W)	Bulb	Base	Volts	Beam Angle	Life ¹ (hours)	Approx. Lumens ²	Approx. MBCP ^{2,3}	CRI	Color Temp. (Kelvin)	MOL (in.)	Key	
PAR38 LED – Standard Halogen 90W ENERGY STAR® Equivalent†														
45343-1	15PAR38/F25 3000 ULW DIM 6/1	15	PAR38	Med.	120	25°	25,000	1050	4400	80	3000	5.2	A	
PAR38 LED – Standard Halogen 90W ENERGY STAR® Equivalent†													Gen. 2	
45472-8	13PAR38/F25/827 DIM AF SO	13	PAR38	Med.	120	25°	50,000	900	5300	80	2700	5.2	B	
45473-6	13PAR38/F25/830 DIM AF SO	13	PAR38	Med.	120	25°	50,000	950	5500	80	3000	5.2	B	
45474-4	13PAR38/F35/827 DIM AF SO	13	PAR38	Med.	120	35°	50,000	900	2600	80	2700	5.2	B	
45475-1	13PAR38/F35/830 DIM AF SO	13	PAR38	Med.	120	35°	50,000	950	2750	80	3000	5.2	B	
PAR38 LED – Standard Halogen 120W ENERGY STAR® Equivalent†													Gen. 2	
43535-4	17PAR38/S15/827 DIM AF SO	17	PAR38	Med.	120	15°	50,000	1200	10000	80	2700	5.2	B	
43536-2	17PAR38/S15/830 DIM AF SO	17	PAR38	Med.	120	15°	50,000	1250	10500	80	3000	5.2	B	
43537-0	17PAR38/S15/840 DIM AF SO	17	PAR38	Med.	120	15°	50,000	1300	11000	80	4000	5.2	B	
43538-8	17PAR38/F25/827 DIM AF SO	17	PAR38	Med.	120	25°	50,000	1200	6800	80	2700	5.2	B	
43539-6	17PAR38/F25/830 DIM AF SO	17	PAR38	Med.	120	25°	50,000	1250	7100	80	3000	5.2	B	
43540-4	17PAR38/F25/840 DIM AF SO	17	PAR38	Med.	120	25°	50,000	1300	7500	80	4000	5.2	B	
43541-2	17PAR38/F35/827 DIM AF SO	17	PAR38	Med.	120	35°	50,000	1200	3200	80	2700	5.2	B	
43542-0	17PAR38/F35/830 DIM AF SO	17	PAR38	Med.	120	35°	50,000	1250	3400	80	3000	5.2	B	
43543-8	17PAR38/F35/840 DIM AF SO	17	PAR38	Med.	120	35°	50,000	1300	3600	80	4000	5.2	B	
45966-9	17PAR38/827/F25 DIM AF SO-B	17	PAR38	Med.	120	25°	50,000	1200	6800	80	2700	3.5	C	
45967-7	17PAR38/830/F25 DIM AF SO-B	17	PAR38	Med.	120	25°	50,000	1250	7100	80	3000	3.5	C	
45968-5	17PAR38/830/F25 DIM AF SO-S	17	PAR38	Med.	120	25°	50,000	1250	7100	80	3000	3.5	D	
PAR38 LED – Standard Halogen 120W ENERGY STAR® Equivalent†													Gen. 1	
X	43298-8	19PAR38/F25 2700 DIM AF SO-B	19	PAR38	Med.	120	25°	50,000	1190	6000	80	2700	5.2	C
X	43299-6	19PAR38/F25 3000 DIM AF SO-B	19	PAR38	Med.	120	25°	50,000	1250	6500	80	3000	5.2	C
X	43201-3	19PAR38/F25 3000 DIM AF SO-S	19	PAR38	Med.	120	25°	50,000	1250	6500	80	3000	5.2	D
X	43139-5	19PAR38/F25 3500 DIM AF SO	19	PAR38	Med.	120	25°	50,000	1300	7500	85	3500	5.2	B
X	43140-3	19PAR38/F35 3500 DIM AF SO	19	PAR38	Med.	120	35°	50,000	1300	3600	85	3500	5.2	B

1. Life is based on engineering testing and probability analysis.

2. Based on photometric testing consistent with IES LM-79.

3. Maximum Beam Candle Power.

● Uses AirFlux Technology.

● ENERGY STAR® Certified LED Lamp.

X Orders will be shipped until inventory is depleted; no longer manufactured.

† All Philips LED PAR, BR, and MR16 equivalencies for light output are based upon the ENERGY STAR® Integral LED Lamp Center Beam Intensity Benchmark tool which can be found at www.ENERGYSTAR.gov/LEDbulbs, LED Light Bulbs for Partners, Program Requirements PDF, Page 11. A-shape and decorative candles are calculated on lumen values, not the ENERGY STAR® Integral LED Lamp Center Beam Intensity Benchmark tool.

This energy saving example shows an application of 100 lamps in a space currently using 120W halogen PAR38 lamps, operating 4,000 hours per year at a cost of \$0.11 per kWh.^A Your actual savings may vary depending on the energy costs in your geographic location.

Replacing 100 halogen 120W PAR38 lamps with Philips 17W LED PAR38 lamps can provide significant energy cost savings of \$4,532.00 per year! Potential savings from the reduction in HVAC costs as a result of using a lower wattage lamp that emits less heat is an additional benefit not included in this example.

Saving Solution		
Estimated Lighting Costs Using a...	Standard 120W PAR38 Halogen Lamp	Philips 17W LED PAR38 Lamp
Present Wattage	120 Watts	17 Watts
x Annual Operating Hours	4,000 hours	4,000 hours
	= 480,000 watt-hours	= 68,000 watt-hours
÷1,000 =	= 480 kWh per year	= 68 kWh per year
x kWh rate of \$0.11	= \$52.80 per year	= \$7.48 per year
x 100 lamps per space	= \$5,280.00 annual energy cost per space	= \$748.00 annual energy cost per space
	Total Estimated Annual Savings^B	= \$4,532.00

A) The 17W LED PAR38 at 7500 candela compared to the 120W halogen PAR38 at 5382 candela.

B) Based on 100 lamps per space operating at 4,000 hours per year.

Shipping Data (Subject to change without notice)

Product Number	SKU UPC (0-46677)	Outer Bar Code (5-00-46677)	Case Qty.	Case Weight (lbs.)	Case Cube (cu. ft.)	Pallet Qty.	Lamps/ SKU	SKUs/ Layer	Layers High	SKU Dimensions (w x d x h, in.)	Case Dimensions (w x d x h, in.)	Pallet Dimensions (w x d x h, in.)
PAR38 LED – Standard Halogen 90W ENERGY STAR® Equivalent												
45343-1	45343-5	45343-0	6	1.8	0.432	504	1	72	7	5.2 x 3.5 x 7.1	15.3 x 6.1 x 8.0	47.2 x 39.4 x 37.5
PAR38 LED – Standard Halogen 90W ENERGY STAR® Equivalent Gen. 2												
45472-8	45472-2	43003-5	6	6.11	0.549	504	1	72	7	4.8 x 4.8 x 5.4	15.1 x 10.3 x 6.1	48.0 x 40.0 x 43.7
45473-6	45473-9	43004-2	6	6.11	0.549	504	1	72	7	4.8 x 4.8 x 5.4	15.1 x 10.3 x 6.1	48.0 x 40.0 x 43.7
45474-4	45474-6	43005-9	6	6.11	0.549	504	1	72	7	4.8 x 4.8 x 5.4	15.1 x 10.3 x 6.1	48.0 x 40.0 x 43.7
45475-1	45475-3	43006-6	6	6.11	0.549	504	1	72	7	4.8 x 4.8 x 5.4	15.1 x 10.3 x 6.1	48.0 x 40.0 x 43.7
PAR38 LED – Standard Halogen 120W ENERGY STAR® Equivalent Gen. 2												
43535-4	43535-6	43007-3	6	6.11	0.549	504	1	72	7	4.8 x 4.8 x 5.4	15.1 x 10.3 x 6.1	48.0 x 40.0 x 43.7
43536-2	43536-3	43008-0	6	6.11	0.549	504	1	72	7	4.8 x 4.8 x 5.4	15.1 x 10.3 x 6.1	48.0 x 40.0 x 43.7
43537-0	43537-0	43009-7	6	6.11	0.549	504	1	72	7	4.8 x 4.8 x 5.4	15.1 x 10.3 x 6.1	48.0 x 40.0 x 43.7
43538-8	43538-7	43538-2	6	6.11	0.549	504	1	72	7	4.8 x 4.8 x 5.4	15.1 x 10.3 x 6.1	48.0 x 40.0 x 43.7
43539-6	43539-4	43539-9	6	6.11	0.549	504	1	72	7	4.8 x 4.8 x 5.4	15.1 x 10.3 x 6.1	48.0 x 40.0 x 43.7
43540-4	43540-0	43540-5	6	6.11	0.549	504	1	72	7	4.8 x 4.8 x 5.4	15.1 x 10.3 x 6.1	48.0 x 40.0 x 43.7
43541-2	43541-7	43541-2	6	6.11	0.549	504	1	72	7	4.8 x 4.8 x 5.4	15.1 x 10.3 x 6.1	48.0 x 40.0 x 43.7
43542-0	43542-4	43542-9	6	6.11	0.549	504	1	72	7	4.8 x 4.8 x 5.4	15.1 x 10.3 x 6.1	48.0 x 40.0 x 43.7
43543-8	43543-1	43543-6	6	6.11	0.549	504	1	72	7	4.8 x 4.8 x 5.4	15.1 x 10.3 x 6.1	48.0 x 40.0 x 43.7
45966-9	45966-6	45966-1	6	6.11	0.550	504	1	72	7	4.8 x 4.8 x 5.4	15.1 x 10.3 x 6.1	48.0 x 40.3 x 49.5
45967-7	45967-3	45967-8	6	6.11	0.550	504	1	72	7	4.8 x 4.8 x 5.4	15.1 x 10.3 x 6.1	48.0 x 40.3 x 49.5
45968-5	45968-0	45968-5	6	6.11	0.550	504	1	72	7	4.8 x 4.8 x 5.4	15.1 x 10.3 x 6.1	48.0 x 40.3 x 49.5
PAR38 LED – Standard Halogen 120W ENERGY STAR® Equivalent Gen. 1												
43298-8	43298-0	43298-5	6	7.35	0.641	324	1	54	6	5.1 x 5.1 x 5.8	15.9 x 10.8 x 6.4	47.2 x 39.4 x 38.0
43299-6	43299-7	43299-2	6	7.35	0.641	324	1	54	6	5.1 x 5.1 x 5.8	15.9 x 10.8 x 6.4	47.2 x 39.4 x 38.0
43201-3	43201-0	43201-5	6	7.35	0.641	324	1	54	6	5.1 x 5.1 x 5.8	15.9 x 10.8 x 6.4	47.2 x 39.4 x 38.0
43139-5	43139-6	43139-1	6	7.35	0.641	324	1	54	6	5.1 x 5.1 x 5.8	15.9 x 10.8 x 6.4	47.2 x 39.4 x 38.0
43140-3	43140-2	43140-7	6	7.35	0.641	324	1	54	6	5.1 x 5.1 x 5.8	15.9 x 10.8 x 6.4	47.2 x 39.4 x 38.0

See bottom of page 51 for Warnings, Cautions and Instructions.

Accent and spot lighting

Philips PAR LED lamps featuring Crisp White Technology produce vibrant colors and sparkling whites.

Superior Whites and Colors

- Brilliant colors across the spectrum
- Brilliant whites that “pop”
- See finer details and subtle shades of white
- Discover hidden textures and depth
- Single optic increases visual comfort and helps to improve the shopping experience
- 92 CRI, R9 > 60 for superior color rendering

Easy to experience

- Capture shoppers' attention with dramatic lighting scenes and effects
- Reduce maintenance cycles
- Reduce operating cost
- Will not fade colors, avoids inventory spoilage

Applications

- Retail track and accent lighting
- Areas where subtle differences in whites are needed
- Great for jewelry stores and clothing retailers looking to stand out



This energy saving example shows an application of 100 lamps in a space currently using 90W halogen PAR38 lamps, operating 4,000 hours per year at a cost of \$0.11 per kWh^A. Your actual savings may vary depending on the energy costs in your geographic location.

Replacing 100 halogen 90W PAR38 lamps with Philips 14W LED PAR38 lamps can provide significant energy cost savings of \$3,344.00 per year! Potential savings from the reduction in HVAC costs as a result of using a lower wattage lamp that emits less heat is an additional benefit not included in this example.

Saving Solution		
Estimated Lighting Costs Using a...	Halogen 90W PAR38 Lamp	Philips 14W LED PAR38 Lamp
Present Wattage	90 Watts	14 Watts
x Annual Operating Hours	4,000 hours	4,000 hours
	= 360,000 watt-hours	= 56,000 watt-hours
÷1,000 =	= 360 kWh per year	= 56 kWh per year
x kWh rate of \$0.11	= \$39.60 per year	= \$6.16 per year
x 100 lamps per space	= \$3,960.00 annual energy cost per space	= \$616 annual energy cost per space
	Total Estimated Annual Savings^B	= \$3,344.00

A) The 14W PAR38 at 4200 candela compared to the 90W halogen PAR at 3697 candela
 B) Based on 100 lamps per space operating at 4,000 hours per year.



Accent lighting with Philips LED PAR30S and PAR38 Lamps

Featuring Crisp White Technology

Ordering, Electrical and Technical Data (Subject to change without notice)

Product Number	Ordering Description	Nom. Watts (W)	Bulb	Base	Volts	Beam Angle	Rated Avg. Life ¹ (hours)	Approx. Lumens ²	Approx. MBCP ^{2,3}	CRI	Color Temp. (Kelvin)	MOL (in.)	Key
Philips PAR30S LED Featuring Crisp White Technology													
43492-8	12.5PAR30S/S15/CW 3000 AF SO	12.5	PAR30S	Med.	120	15°	50,000	780	6300	92	3000	3.5	A
43493-6	12.5PAR30S/S15/CW 3000 AF SO-B	12.5	PAR30S	Med.	120	15°	50,000	780	6300	92	3000	3.5	B
43494-4	12.5PAR30S/F25/CW 3000 AF SO	12.5	PAR30S	Med.	120	25°	50,000	780	3500	92	3000	3.5	A
Philips PAR38 LED Featuring Crisp White Technology													
43495-0	14PAR38/S15/CW 3000 AF SO	14	PAR38	Med.	120	15°	50,000	900	9200	92	3000	3.5	C
43496-8	14PAR38/F25/CW 3000 AF SO	14	PAR38	Med.	120	25°	50,000	900	4200	92	3000	3.5	C

- 1. Life is based on engineering testing and probability analysis.
- 2. Based on photometric testing consistent with IES LM-79.
- 3. Maximum Beam Candle Power.
- Uses AirFlux Technology.
- ENERGY STAR[®] Certified LED Lamp.

Shipping Data (Subject to change without notice)

Product Number	SKU UPC (0-46677)	Outer Bar Code (5-00-46677)	Case Qty.	Case Weight (lbs.)	Case Cube (cu. ft.)	Pallet Qty.	Lamps/SKU	SKUs/Layer	Layers High	SKU Dimensions (w x d x h, in.)	Case Dimensions (w x d x h, in.)	Pallet Dimensions (w x d x h, in.)
Philips PAR30S LED Featuring Crisp White Technology												
43492-8	43492-2	43492-7	6	5.59	0.328	672	1	96	7	4.0 x 4.0 x 4.9	12.6 x 8.4 x 5.3	47.2 x 39.4 x 43.1
43493-6	43493-9	43493-4	6	5.59	0.328	672	1	96	7	4.0 x 4.0 x 4.9	12.6 x 8.4 x 5.3	47.2 x 39.4 x 43.1
43494-4	43494-6	43494-1	6	5.59	0.328	672	1	96	7	4.0 x 4.0 x 4.9	12.6 x 8.4 x 5.3	47.2 x 39.4 x 43.1
Philips PAR38 LED Featuring Crisp White Technology												
43495-0	43495-3	43495-8	6	7.35	0.641	324	1	54	6	5.1 x 5.1 x 5.8	15.9 x 10.8 x 6.4	47.2 x 39.4 x 38.0
43496-8	43496-0	43496-5	6	7.35	0.641	324	1	54	6	5.1 x 5.1 x 5.8	15.9 x 10.8 x 6.4	47.2 x 39.4 x 38.0

See bottom of page 51 for Warnings, Cautions and Instructions.



Decorative lighting

Philips DiamondSpark LED dimmable candle lamps with warm glow effect incorporate a revolutionary new shaped prism that allows the optics to radiate brilliant, clear and sparkling white LED light.

The improved light quality provides consistent color from every angle – even when dimmed in the most intimate light levels.

Energy saving LED decorative lamps with warm glow effect

- Color temperature ranges from 2700K to 2200K. Enables light levels to dim to warm, amber tones.
- LED options to replace 25W[‡], 40W[♢] and 60W^{*} incandescent lamps
- Now available in G25 and A19 shapes
- A19, A15 and G25 prism provides all-around light meeting ENERGY STAR[®] requirements
- Improved prism sparkles
- Smooth dimming to 10% of full light levels
- Emits virtually no UV/IR light in the beam and contains no mercury

Easy to experience

- Lowers maintenance costs by reducing re-lamp frequency
- Installs into existing candelabra and Medium base fixtures
- 3-year limited warranty[♦]

[‡] Light output from the 3.5W LED candle is 180 lumens compared to 150 lumens for a standard 25W incandescent candle.

[♢] Light output from the 5W LED candle is 320 lumens compared to 300 lumens for a standard 40W incandescent candle.

^{*} Light output from the 7W LED candle is 530 lumens compared to 500 lumens for a standard 60W incandescent candle.

^{**} Dimmable when using leading and trailing edge dimmers (see Philips Website: www.philips.com/ledtechguide for compatible leading and trailing edge dimmers).

[♦] For details see: visit www.philips.com/warranties.



















Decorative Philips LED Candle and Globe Lamps



Ordering, Electrical and Technical Data (Subject to change without notice)


Product Number	Ordering Description	Nom. Watts (W)	Bulb	Base	Volts	Life ¹ (hours)	Approx. Lumens ²	CRI	Color Temp. (Kelvin)	MOL (in.)	Key
Standard Incandescent Candle 25W ENERGY STAR[®] Equivalent[†]											
 45723-4	3.5B12/LED/827-22/E12 DIM	3.5	B12	Cand	120	15,000	180	80	2700	4.4	C
Standard Incandescent Candle 40W ENERGY STAR[®] Equivalent[†]											
 45712-7	4.5B12/LED/827-22/E12 DIM	4.5	B12	Cand	120	15,000	330	80	2700	4.4	C
 45719-2	4.5B12/LED/827-22/E26 DIM	4.5	B12	Med	120	15,000	330	80	2700	4.4	C
 45721-8	4.5BA12/LED/827-22/E12 DIM	4.5	BA12	Cand	120	15,000	330	80	2700	5.6	B
 45818-2	4.5BA12/LED/827-22/E26/DIM	4.5	BA12	Med	120	15,000	330	80	2700	5.6	B
 45872-9	4.5B11/LED/827/E12/ND	4.5	B11	Cand	120	10,950	300	80	2700	4.4	A
Standard Incandescent Candle 60W ENERGY STAR[®] Equivalent[†]											
 45863-8	7F15/LED/827-22/E26/DIM	7	F15	Med	120	25,000	500	80	2700	4.7	E
 45866-1	7B12/LED/827-22/E26/DIM	7	B12	Med	120	25,000	500	80	2700	4.4	D
 45869-5	7B12/LED/827-22/E12/DIM	7	B12	Cand	120	25,000	500	80	2700	4.4	C
Standard Incandescent A15, A19 and G25 40W Equivalent[†]											
 45874-5	7A19/LED/827-22/E26/DIM	7	A19	Med	120	25,000	450	80	2700	4.6	G
 45877-8	7A15/LED/827-22/E26/DIM	7	A15	Med	120	25,000	450	80	2700	3.8	F
 45880-2	7G25/LED/827-22/E26/DIM	7	G25	Med	120	25,000	450	80	2700	5.0	H
Standard Incandescent A19 and G25 60W Equivalent[†]											
 45883-6	10A19/LED/827-22/E26/DIM	10	A19	Med	120	25,000	800	80	2700	4.6	G
 45934-7	10G25/LED/827-22/E26/DIM	10	G25	Med	120	25,000	800	80	2700	5.0	H

1. Life is based on engineering testing and probability analysis.

2. Based on photometric testing consistent with IES LM-79.

 Light dims to a warm glow, similar to incandescent

 ENERGY STAR[®] Certified LED Lamp.

 ENERGY STAR[®] Test in progress.

[†] All Philips LED equivalencies for light output are based upon the ENERGY STAR[®] requirements which can be found at: www.ENERGYSTAR.gov/LEDbulbs, LED Light Bulbs for Partners, Program Requirements PDF.

This energy saving example shows an application of 100 lamps in a space currently using 90W halogen PAR38 lamps, operating 4,000 hours per year at a cost of \$0.11 per kWh^A. Your actual savings may vary depending on the energy costs in your geographic location.

Replacing 100 incandescent 60W decorative lamps with Philips 7W LED decorative lamps can provide significant energy cost savings of \$2,332.00 per year! Potential savings from the reduction in HVAC costs as a result of using a lower wattage lamp that emits less heat is an additional benefit not included in this example.

Saving Solution		
Estimated Lighting Costs Using a...	Incandescent 60W Decorative Lamps	Philips 7W LED Decorative Lamps
Present Wattage	60 Watts	7 Watts
x Annual Operating Hours	4,000 hours	4,000 hours
	= 240,000 watt-hours	= 28,000 watt-hours
÷1,000 =	= 240 kWh per year	= 28 kWh per year
x kWh rate of \$0.11	= \$26.40 per year	= \$3.08 per year
x 100 lamps per space	= \$2,640.00 annual energy cost per space	= \$308 annual energy cost per space
	Total Estimated Annual Savings^B	= \$2,332.00

Shipping Data (Subject to change without notice)

Product Number	SKU UPC (0-46677)	Outer Bar Code (5-00-46677)	Case Qty.	Case Weight (lbs.)	Case Cube (cu. ft.)	Pallet Qty.	Lamps/ SKU	SKUs/ Layer	Layers High	SKU Dimensions (w x d x h, in.)	Case Dimensions (w x d x h, in.)	Pallet Dimensions (w x d x h, in.)
Standard A19 Incandescent 25W ENERGY STAR® Equivalent												
45723-4	45723-5	45723-0	10	1.7	0.133	2730	1	390	7	2.0 x 2.0 x 4.5	10.5 x 4.3 x 5.1	47.2 x 39.4 x 41.7
Standard Incandescent Candle 40W ENERGY STAR® Equivalent												
45712-7	45712-9	45712-4	10	1.7	0.133	2730	1	390	7	2.0 x 2.0 x 4.5	10.5 x 4.3 x 5.1	47.2 x 39.4 x 41.7
45719-2	45719-8	45719-3	10	1.7	0.133	2730	1	390	7	2.0 x 2.0 x 4.5	10.5 x 4.3 x 5.1	47.2 x 39.4 x 41.7
45721-8	45721-1	45721-6	10	1.92	0.110	2900	1	580	5	1.6 x 1.6 x 5.7	8.4 x 3.6 x 6.3	47.2 x 39.4 x 37.4
45818-2	45818-8	45818-3	10	1.92	0.110	2900	1	580	5	1.6 x 1.6 x 5.7	8.4 x 3.6 x 6.3	47.2 x 39.4 x 37.4
45872-9	45872-0	45872-5	10	1.25	0.073	4900	1	700	7	1.4 x 1.4 x 4.4	7.6 x 3.3 x 5.0	47.2 x 39.4 x 41.2
Standard Incandescent Candle 60W ENERGY STAR® Equivalent												
45863-8	45863-8	45863-3	8	2.4	0.225	1440	1	240	6	2.0 x 2.0 x 4.8	12.2 x 5.8 x 5.5	47.4 x 39.4 x 39
45866-1	45866-9	45866-4	10	2.2	0.133	2730	1	390	7	2.0 x 2.0 x 4.5	10.5 x 4.3 x 5.1	47.2 x 39.4 x 41.7
45869-5	45869-0	45869-5	10	2.2	0.133	2730	1	390	7	2.0 x 2.0 x 4.5	10.5 x 4.3 x 5.1	47.2 x 39.4 x 41.7
Standard Incandescent Globe 40W Equivalent												
45874-5	45874-4	45874-9	10	3.4	0.324	1050	1	150	7	2.4 x 2.4 x 4.7	14.8 x 7 x 5.4	47.2 x 39.4 x 43.2
45877-8	45877-5	45877-0	10	2.31	0.207	1680	1	210	8	2.0 x 2.0 x 3.9	12.8 x 6.2 x 4.5	47.2 x 39.4 x 41.7
45880-2	45883-6	45883-1	10	1.8	0.260	840	1	120	7	2.8 x 2.8 x 4.7	10.8 x 7.7 x 5.4	47.2 x 39.4 x 43.2
Standard Incandescent A19 and G25 40W Equivalent												
45883-6	45880-5	45880-0	10	3.4	0.324	1050	1	150	7	2.4 x 2.4 x 4.7	14.8 x 7 x 5.4	47.2 x 39.4 x 43.2
45934-7	45934-5	45934-0	6	2.5	0.324	612	1	102	6	3.1 x 3.1 x 5.1	11.7 x 8.4 x 5.7	47.2 x 39.4 x 40.2

See bottom of page 51 for Warnings, Cautions and Instructions.



General lighting

Philips LED Dimmable Lamps with warm glow dimming effect provide a smart alternative to standard incandescents, with longer life and excellent dimming performance.



Features

- Provides light all-around
- Dimmable warm glow lighting effect*
- Instant-on light
- Emits virtually no UV/IR light in the beam
- Warm white light
- Smooth dimming to 10% of full light levels
- Contains no mercury

Benefits

- Uniform light distribution
- Create the perfect ambience
- No warm up time—instant 100% light output
- Will not fade colors, avoids inventory spoilage
- Long life—reduced maintenance cost
- Low energy use and waste—better for the environment

Applications

- Table and floor lamps, pendants, and wall sconces
- Ambient lighting in hotels, restaurants, retail and residential spaces

* Dimmable when using leading and trailing edge dimmers. See Philips Website (www.philips.com/ledtechguide) for compatible dimmers.

General lighting

Philips LED A-Shape Dimmable Lamps provide a smart alternative to standard A-Shape incandescents, with longer life and excellent dimming performance.

Features

- Provides light all-around*
- Dimmable warm glow lighting effect
- Instant-on light
- Emits virtually no UV/IR light in the beam
- Warm white light
- Smooth dimming to 5% of full light levels
- Contains no mercury

Benefits

- Uniform light distribution
- Create the perfect ambience
- No warm up time—instant 100% light output
- Will not fade colors, avoids inventory spoilage
- Long life—reduced maintenance cost
- Low energy use and waste—better for the environment

Applications

- Table and floor lamps, pendants, and wall sconces
- Ambient lighting in hotels, restaurants, retail and residential spaces

* Dimmable when using leading and trailing edge dimmers. See Philips Website (www.philips.com/ledtechguide) for compatible dimmers.



This energy saving example shows an application of 100 lamps in a space currently using 60W incandescent A19 lamps, operating 4,000 hours per year at a cost of \$0.11 per kWh. A Your actual savings may vary depending on the energy costs in your geographic location.

Replacing 100 standard incandescent 60W A19 lamps with Philips 9.5W LED A19 lamps can provide significant energy cost savings of \$2,222.00 per year! Potential savings from the reduction in HVAC costs as a result of using a lower wattage lamp that emits less heat is an additional benefit not included in this example.

Saving Solution		
Estimated Lighting Costs Using a...	Standard 60W A19 Incandescent Lamp	Philips 11W LED A19 Lamp
Present Wattage	60 Watts	9.5 Watts
x Annual Operating Hours	4,000 hours	4,000 hours
	= 240,000 watt-hours	= 38,000 watt-hours
÷1,000 =	= 240 kWh per year	= 38 kWh per year
x kWh rate of \$0.11	= \$26.40 per year	= \$4.18 per year
x 100 lamps per space	= \$2,640.00 annual energy cost per space	= \$418.00 annual energy cost per space
	Total Estimated Annual Savings^B	= \$2,222.00

A) The 9.5W LED A19 at 800 lumens compared to the 60W standard A19 incandescent at 800 lumens.

B) Based on 100 lamps per space operating at 4,000 hours per year.



Ambient lighting with Philips LED A-Shape and 3-way Lamps

Ordering, Electrical and Technical Data (Subject to change without notice)

Product Number	Ordering Description	Nom. Watts (W)	Bulb	Base	Volts	Life ¹ (hours)	Approx. Lumens ²	CRI	Color Temp. (Kelvin)	MOL (in.)	Key
Standard Incandescent A19 40W ENERGY STAR Equivalent[†]											
45331-6	65A19/2200-2700 DIM	6.5	A19	Med.	120	25,000	450	80	2700-2200	4.0	A
45405-8	5.5A19/LED/5000 DIM	5.5	A19	Med.	120	25,000	450	80	5000	4.0	A
Standard Incandescent A19 60W ENERGY STAR Equivalent[†]											
45582-4	9.5A19/2200-2700 DIM	9.5	A19	Med.	120	25,000	800	80	2700-2200	4.0	A
45905-7	9A19/LED/830/DIM	9	A19	Med.	120	25,000	800	80	3000	4.0	A
45404-1	9A19/LED/5000 DIM	9	A19	Med.	120	25,000	800	80	5000	4.0	A
Standard Incandescent A19 75W ENERGY STAR Equivalent[†]											
43218-7	15A21/2700-WHT DIM	15	A21	Med.	120	25,000	1145	80	2700	4.8	B
43221-1	19A21/2700-WHT DIM	19	A21	Med.	120	25,000	1620	80	2700	4.8	B
Standard Incandescent A19 40W/60W/100W ENERGY STAR Equivalent[†]											
45336-5	20A21/END/2700 3W DIM	5/9/20	A21	Med.	120	25,000	470/840/1620	80	2700	4.95	C

1. Life is based on engineering testing and probability analysis.

2. Based on photometric testing consistent with IES LM-79.

Light dims to a warm glow, similar to incandescent

ENERGY STAR[®] Certified LED Lamp.

[†] All Philips LED equivalencies for light output are based upon the ENERGY STAR[®] requirements which can be found at: www.ENERGYSTAR.gov/LEDbulbs, LED Light Bulbs for Partners, Program Requirements PDF.

Shipping Data (Subject to change without notice)

Product Number	SKU UPC (0-46677)	Outer Bar Code (5-00-46677)	Case Qty.	Case Weight (lbs.)	Case Cube (cu. ft.)	Pallet Qty.	Lamps/ SKU	SKUs/ Layer	Layers High	SKU Dimensions (w x d x h, in.)	Case Dimensions (w x d x h, in.)	Pallet Dimensions (w x d x h, in.)
Standard Incandescent A19 40W ENERGY STAR Equivalent												
45331-6	45331-2	45331-7	6	1.19	0.131	1584	1	264	6	7.7 x 5.3 x 5.5	8.4 x 5.6 x 4.8	7.7 x 5.3 x 5.5
45405-8	45405-0	45405-5	6	1.19	0.131	1584	1	264	6	7.7 x 5.3 x 5.5	8.4 x 5.6 x 4.8	7.7 x 5.3 x 5.5
Standard Incandescent A19 60W ENERGY STAR Equivalent												
45582-4	45582-8	45582-3	6	1.19	0.131	1584	1	264	6	7.7 x 5.3 x 5.5	8.4 x 5.6 x 4.8	7.7 x 5.3 x 5.5
45905-7	45905-5	45905-0	6	1.19	0.131	1584	1	264	6	7.7 x 5.3 x 5.5	8.4 x 5.6 x 4.8	7.7 x 5.3 x 5.5
45404-1	45404-3	45404-8	6	1.19	0.131	1584	1	264	6	7.7 x 5.3 x 5.5	8.4 x 5.6 x 4.8	7.7 x 5.3 x 5.5
Standard Incandescent A19 75W ENERGY STAR Equivalent												
43218-7	43218-8	43218-3	6	3.8	0.177	1224	1	204	6	2.7 x 2.7 x 5.5	8.6 x 5.8 x 6.1	47.2 x 39.4 x 42.3
43221-1	43221-8	43221-3	6	3.8	0.177	1224	1	204	6	2.7 x 2.7 x 5.5	8.6 x 5.8 x 6.1	47.2 x 39.4 x 42.3
Standard Incandescent A19 40W/60W/100W ENERGY STAR Equivalent												
45336-5	45336-7	45336-2	6	4.13	0.163	1224	1	204	6	2.7 x 2.7 x 5.1	8.5 x 5.8 x 5.7	47.2 x 39.4 x 39.7

See bottom of page 51 for Warnings, Cautions and Instructions.

General lighting

Philips LED R20, BR30 and BR40 Indoor Reflector Lamps with warm glow effect provide a soft, diffused light and smooth dimming that is ideal for recessed down lighting.

Features

- Diffused light with wide light distribution
- Warm glow dimming effect
 - Dims on the black body line
 - Maintains CRI throughout the dimming range
- Smooth dimming to 10% of full light levels*
- Contains no mercury
- ENERGY STAR® certified R20, BR30 and BR40
- Creates a cozy, warm glow effect when dimmed, similar to incandescent lamps

Benefits

- Integrate seamlessly into recessed downlight luminaires
- Reduce distractions in the ceiling
- Uniform light distribution with greater visual comfort
- Long life—reduced maintenance cost
- Low energy use and waste—better for the environment

Applications

- Down-lighting in retail, hospitality, office and residential spaces

* Dimmable when using leading and trailing edge dimmers. See Philips Website (www.philips.com/ledtechguide) for compatible dimmers.



This energy saving example shows an application of 100 lamps in a space currently using 65W incandescent BR30 lamps, operating 4,000 hours per year at a cost of \$0.11 per kWh.^A Your actual savings may vary depending on the energy costs in your geographic location.

Replacing 100 standard incandescent 65W BR30 lamps with Philips 9.5W LED BR30 lamps can provide significant energy cost savings of \$2,442.00 per year! Potential savings from the reduction in HVAC costs as a result of using a lower wattage lamp that emits less heat is an additional benefit not included in this example.

Saving Solution		
Estimated Lighting Costs Using a...	Standard 65W BR30 Incandescent Lamp	Philips 9.5W LED BR30 Lamp
Present Wattage	65 Watts	9.5 Watts
x Annual Operating Hours	4,000 hours	4,000 hours
	= 260,000 watt-hours	= 38,000 watt-hours
÷1,000 =	= 260 kWh per year	= 38 kWh per year
x kWh rate of \$0.11	= \$28.60 per year	= \$4.18 per year
x 100 lamps per space	= \$2,860.00 annual energy cost per space	= \$418.00 annual energy cost per space
	Total Estimated Annual Savings^B	= \$2,442.00

A) The 9.5W LED BR30 at 730 lumens compared to the 65W standard BR30 incandescent at 650 lumens.

B) Based on 100 lamps per space operating at 4,000 hours per year.

Ambient lighting with Philips LED R20, BR30 and BR40 Lamps



Ordering, Electrical and Technical Data (Subject to change without notice)

Product Number	Ordering Description	Nom. Watts (W)	Bulb	Base	Volts	Beam Angle	Life ¹ (hours)	Approx. Lumens ²	CRI	Color Temp. (Kelvin)	MOL (in.)	Key	
Standard Halogen PAR16 50W ENERGY STAR[®] Equivalent[†]													
	45765-5	5GU10/LED/827-22/F35/DIM	5	PAR16	GU10	120V	35	25,000	315	80	2700	2.3	A
Standard Halogen R20 50W Equivalent[†]													
	45697-9	6R20/LED/827-22/DIM	6	R20	Med	120V	90	25,000	450	80	2700	3.5	B
Standard Halogen BR30 65W ENERGY STAR[®] Equivalent[†]													
	45704-4	9BR30/LED/827-22/DIM	9	BR30	Med	120V	90	25,000	650	80	2700	5.2	C
Standard Halogen BR40 65W ENERGY STAR[®] Equivalent[†]													
	45701-0	9BR40/LED/827-22/DIM	9	BR40	Med	120V	90	25,000	650	80	2700	6.2	D

1. Life is based on engineering testing and probability analysis.

2. Based on photometric testing consistent with IES LM-79.

Light dims to a warm glow, similar to incandescent.

ENERGY STAR[®] Certified LED Lamp.

ENERGY STAR[®] Test in progress.

[†] All Philips LED PAR and MR16 equivalencies for light output are based upon the ENERGY STAR[®] Integral LED Lamp Center Beam Intensity Benchmark tool which can be found at: www.ENERGYSTAR.gov/LEDbulbs, LED Light Bulbs for Partners, Program Requirements PDF, Page 11. A-shape and decorative candles are calculated on lumen values, not the ENERGY STAR[®] Integral LED Lamp Center Beam Intensity Benchmark tool.

Shipping Data (Subject to change without notice)

Product Number	SKU	Outer UPC (0-46677)	Case Bar Code (5-00-46677)	Case Qty.	Case Weight (lbs.)	Case Cube (cu. ft.)	Pallet Qty.	Lamps/ SKU	SKUs/ Layer	Layers High	SKU Dimensions (w x d x h, in.)	Case Dimensions (w x d x h, in.)	Pallet Dimensions (w x d x h, in.)
Standard Halogen BR40 65W ENERGY STAR[®] Equivalent													
45765-5	45765-5	45765-0		10	3.26	0.08	4560	1	380	12	2.0 x 2.0 x 2.4	10.5 x 4.4 x 3	47.2 x 39.4 x 42.3
Standard Halogen R20 50W ENERGY STAR[®] Equivalent													
45697-9	45697-9	45697-4		6	0.82	0.114	2340	1	234	10	2.4 x 2.4 x 3.9	8.1 x 5.4 x 4.5	48.0 x 40.0 x 45.9
Standard Halogen BR30 65W ENERGY STAR[®] Equivalent													
45704-4	45704-4	45704-9		6	2.79	0.31	840	1	120	7	3.6 x 3.6 x 5.2	11.4 x 7.8 x 6	48.0 x 40.0 x 42.8
Standard Halogen BR40 65W ENERGY STAR[®] Equivalent													
45701-0	45701-3	45701-8		6	3.26	0.57	432	1	72	6	4.6 x 4.6 x 6.3	14.4 x 9.8 x 7	48.0 x 40.0 x 42.8

See bottom of page 51 for Warnings, Cautions and Instructions.

General lighting

Philips LED A19, BR30 and PAR38 Lamps for everyday use provide beautiful and functional light at an incredible value.

Features

- Diffused light with wide light distribution
- Familiar light bulb shapes
- Warm white light with increased lumens
- BR30 dims smoothly to 10%*
- Contains no mercury
- 100W and 60W equivalent A19 available in 2700K or 5000K

Benefits

- Integrate seamlessly into recessed downlight luminaires
- Omni-directional light from A19
- Uniform light distribution with greater visual comfort
- Long life—reduced maintenance cost
- Low energy use and waste—better for the environment

Applications

- Down-lighting in retail, hospitality, office and residential spaces
- General Lighting

* Dimmable when using leading and trailing edge dimmers. See Philips Website (www.philips.com/ledtechguide) for compatible dimmers.



This energy saving example shows an application of 100 lamps in a space currently using 100W incandescent A19 lamps, operating 4,000 hours per year at a cost of \$0.11 per kWh.^A Your actual savings may vary depending on the energy costs in your geographic location.

Replacing 100 standard incandescent 100W A19 lamps with Philips 14W A19 LED lamps can provide significant energy cost savings of \$3,784.00 per year! Potential savings from the reduction in HVAC costs as a result of using a lower wattage lamp that emits less heat is an additional benefit not included in this example.

Saving Solution		
Estimated Lighting Costs Using a...	Standard 100W A19 Incandescent Lamp	Philips 14W A19 LED Lamp
Present Wattage	100 Watts	14 Watts
x Annual Operating Hours	4,000 hours	4,000 hours
	= 400,000 watt-hours	= 56,000 watt-hours
÷1,000 =	= 400 kWh per year	= 56 kWh per year
x kWh rate of \$0.11	= \$44.00 per year	= \$6.16 per year
x 100 lamps per space	= \$4,400.00 annual energy cost per space	= \$616.00 annual energy cost per space
	Total Estimated Annual Savings^B	= \$3,784.00

A) The 14W LED A19 at 1500 lumens compared to the 100W standard A19 incandescent at 1600 lumens.

B) Based on 100 lamps per space operating at 4,000 hours per year.



Ambient lighting with Philips LED R20, BR30 and BR40 Lamps

Ordering, Electrical and Technical Data (Subject to change without notice)

Product Number	Ordering Description	Nom. Watts (W)	Bulb	Base	Volts (hours)	DIM	Beam Angle	Approx. Life ¹	Color Lumens ²	CRI	Temp. (Kelvin)	MOL (in.)	Key
Standard Incandescent A19 100W Equivalent[†]													
45568-3	14.5A19/LED/827 ND 120V	14.5	A19	E26	120	N	--	10,950	1500	80	2700	4.3	A
45571-7	14A19/LED/850 ND 120V	14	A19	E26	120	N	--	10,950	1500	80	5000	4.3	A
Standard Incandescent A19 60W Equivalent[†]													
45809-1	9.5A19/LED/827 ND 120V	9.5	A19	E26	120	N	--	10,950	800	80	2700	4.3	A
45560-0	8A19/LED/850 ND 120V	8	A19	E26	120	N	--	10,950	800	80	5000	4.3	A
Standard Incandescent BR30 65W Equivalent[†]													
45810-9	9BR30/LED/827/DIM 120V	9	BR30	E26	120	Y	110°	10,950	650	80	3000	5.2	B
Standard Incandescent PAR38 90W Equivalent[†]													
45799-3	11PAR38/F25/830 ND 120V	11	PAR38	E26	120	N	25°	10,950	950	80	2700	5.2	C

1. Life is based on engineering testing and probability analysis.
 2. Based on photometric testing consistent with IES LM-79.

[†] All Philips LED PAR, equivalencies for light output are based upon the ENERGY STAR[®] Integral LED Lamp Center Beam Intensity Benchmark tool which can be found at: www.ENERGYSTAR.gov/LEDbulbs, LED Light Bulbs for Partners, Program Requirements PDF. A-shape, BR and decorative candles are calculated on lumen values, not the ENERGY STAR[®] Integral LED Lamp Center Beam Intensity Benchmark tool.

Shipping Data (Subject to change without notice)

Product Number	SKU	Outer UPC	Case Bar Code	Case Qty.	Case Weight (lbs.)	Case Cube (cu. ft.)	Pallet Qty.	Lamps/ SKU	SKUs/ Layer	Layers High	SKU Dimensions (w x d x h, in.)	Case Dimensions (w x d x h, in.)	Pallet Dimensions (w x d x h, in.)
Standard Incandescent A19 100W Equivalent													
45568-3	45568-2	45568-7		6	3.84	0.124	1764	1	252	7	2.5 x 2.5 x 4.4	7.8 x 5.4 x 5.1	47.2 x 39.4 x 41.5
45571-7	45571-2	45571-7		6	3.84	0.124	1764	1	252	7	2.5 x 2.5 x 4.4	7.8 x 5.4 x 5.1	47.2 x 39.4 x 41.5
Standard Incandescent A19 60W Equivalent[†]													
45809-1	45809-6	45809-1		6	3.84	0.124	1764	1	252	7	2.5 x 2.5 x 4.4	7.8 x 5.4 x 5.1	47.2 x 39.4 x 41.5
45560-0	45560-6	45560-1		6	3.84	0.124	1764	1	252	7	2.5 x 2.5 x 4.4	7.8 x 5.4 x 5.1	47.2 x 39.4 x 41.5
Standard Incandescent BR30 65W Equivalent													
45810-9	45810-2	45810-7		6	2.99	0.423	450	1	90	5	4.1 x 4.1 x 5.7	13 x 8.8 x 6.4	47.2 x 39.4 x 37.8
Standard Halogen PAR38 90W Equivalent													
45799-3	45799-0	45799-5		6	10.6	0.641	270	1	270	5	5.2 x 5.2 x 5.8	15.9 x 10.8 x 6.4	47.2 x 39.4 x 38.0

See bottom of page 51 for Warnings, Cautions and Instructions.

General lighting

Philips SlimStyle A-Shape and BR30 Dimmable LED lamps are the same size as traditional lamps in a new, innovative slim design. Its dimmable, comfortable light is ideal for use in table and floor lamps, wall sconces, recessed lighting, downlights and pendant lighting.

Long lasting, energy efficient light

- Replaces 40W, 60W and 75W incandescent lamps
- BR30 replaces a 65W incandescent lamps
- Last up to 22.8 years*
- Low yearly energy costs

Easy to experience

- Provides soft, quality light similar to incandescents
- Available in Soft White (2700K)
- Will not fade fabrics or furnishings
- Contains no mercury
- Dimmable**

Innovative design

- Slim shape fits in most fixtures with a Medium base
- Rugged design ensures durability and is ideal for households that want to provide a sense of security for their family
- Provides light all-around*

(*, **, ♦ See next page for footnotes)



This energy saving example shows an application of 100 lamps in a space currently using 65W BR30 lamps, operating 4,000 hours per year at a cost of \$0.11 per kWh^A. Your actual savings may vary depending on the energy costs in your geographic location.

Replacing 100 incandescent 65W BR30 lamps with Philips 9.5W LED SlimStyle BR30 lamps can provide significant energy cost savings of \$2,442.00 per year! Potential savings from the reduction in HVAC costs as a result of using a lower wattage lamp that emits less heat is an additional benefit not included in this example.

Saving Solution		
Estimated Lighting Costs Using a...	Standard 65W BR30 Incandescent Lamp	Philips 9.5W LED BR30 Lamp
Present Wattage	65 Watts	9.5 Watts
x Annual Operating Hours	4,000 hours	4,000 hours
	= 260,000 watt-hours	= 38,000 watt-hours
÷1,000 =	= 260 kWh per year	= 38 kWh per year
x kWh rate of \$0.11	= \$28.60 per year	= \$4.18 per year
x 100 lamps per space	= \$2,860.00 annual energy cost per space	= \$418.00 annual energy cost per space
	Total Estimated Annual Savings^B	= \$2,442.00

A) The 9.5W LED SlimStyle BR30 at 650 lumens compared to the 65W incandescent BR30 at 650 lumens.

B) Based on 100 lamps per space operating at 4000 hours per year.



Highlight with Philips LED SlimStyle A-Shape and BR30 Dimmable lamps

Ordering, Electrical and Technical Data (Subject to change without notice)

Product Number	Ordering Description	Nom. Watts (W)	Volts	Lamp Type	Base	Life ¹ (hours)	Approx. Lumens ²	CRI	Color Temp. (Kelvin)	DIM	MOL (in.)	Key
Standard A19 Incandescent 40W ENERGY STAR® Equivalent†												
43367-2	8A19/SLIM/2700 DIM	8	120	A19	Med.	25,000	450	80	2700	Y	4.2	A
Standard A19 Incandescent 60W ENERGY STAR® Equivalent†												
43327-6	10.5A19/SLIM/2700 DIM	10.5	120	A19	Med.	25,000	800	80	2700	Y	4.2	A
Standard A21 Incandescent 75W ENERGY STAR® Equivalent†												
45277-1	13A21/SLIM/2700 DIM	13	120	A21	Med.	25,000	1100	80	2700	Y	5.3	B
Standard BR30 Incandescent 65W ENERGY STAR® Equivalent†												
45236-7	9.5BR30/SLIM/F90 2700	9.5	120	BR30	Med.	25,000	650	80	2700	Y	5.1	C

1. Life based on engineering testing and probability analysis.

2. Based on photometric testing consistent with IES LM-79.

ENERGY STAR® Certified LED Lamp.

† All Philips LED A-Type bulb equivalencies for light output are based upon the ENERGY STAR® Integral LED Lamp Center Beam Intensity Benchmark tool which can be found at: www.ENERGYSTAR.gov/LEDbulbs, LED Light Bulbs for Partners, Program Requirements PDF, Pg 11. A-shape bulbs are calculated on lumen values, not the ENERGY STAR® Integral LED Lamp Center Beam Intensity Benchmark tool.

* 22.8 years means life based on engineering testing and probability analysis where the lamp is used on average 3 hrs/day, 7 days/week

** Dimmable when using leading and trailing edge dimmers (see Philips Website: www.philips.com/ledtechguide for compatible leading and trailing edge dimmers).

◆ This lamp provides a measured light distribution of 300 degrees. In use, this lamp give the appearance of light all-around (360 degrees).

Shipping Data (Subject to change without notice)

ENERGY STAR Testing	Product Number	SKU UPC (0-46677)	Outer Bar Code (5-00-46677)	Case Qty.	Case Weight (lbs.)	Case Cube (cu. ft.)	Pallet Qty.	SKUs/ Layer	Layers High	SKU Dimensions (w x d x h, in.)	Case Dimensions (w x d x h, in.)	Pallet Dimensions (w x d x h, in.)
Standard A19 Incandescent 40W ENERGY STAR® Equivalent												
Yes	43367-2	43367-3	43367-8	10	1.84	0.1578	2040	340	6	2.8 x 1.6 x 4.8	5.9 x 8.5 x 5.4	39.4 x 47.2 x 39.8
Standard A19 Incandescent 60W ENERGY STAR® Equivalent												
Yes	43327-6	43327-7	43327-2	10	1.84	0.1578	2040	340	6	2.8 x 1.6 x 4.8	5.9 x 8.5 x 5.4	39.4 x 47.2 x 39.8
Standard A21 Incandescent 75W ENERGY STAR® Equivalent												
Yes	45277-1	45277-3	45277-8	10	1.78	0.566	672	96	7	4.1 x 4.1 x 5.7	14.7 x 10.4 x 6.4	48.9 x 40.0 x 46.0
Standard BR30 Incandescent 65W ENERGY STAR® Equivalent												
Yes	45236-7	45236-0	45236-5	6	1.57	0.1589	300	60	5	4.1 x 4.1 x 5.7	14.7 x 10.4 x 6.4	47.2 x 39.4 x 37.8

See bottom of page 51 for Warnings, Cautions and Instructions.

General lighting

Philips InstantFit LED T8 Lamps are an ideal energy saving alternative to existing linear fluorescent luminaires.

Easy to experience

- Instant on, no flicker or buzz
- Fits into existing linear T8 fixtures
- Optimized performance with Instant Start ballasts[†]
- Compatible with select Program Start and emergency ballasts[†]
- Eliminates the need for rewiring and allows fixtures to maintain original UL and CSA compliance[‡]
- NSF certified; safe for use in food-service applications

Energy savings

- 41% energy savings versus F32T8 electronic instant start systems[♠]

Sustainable lighting solution

- No mercury allows for non-hazardous waste disposal
- Emits virtually no UV/IR light in the beam
- Glass-free for use in food areas and refrigerated food displays
- 5 year limited warranty[•]

Perfect for a wide range of applications

- Full light output in spaces with temperatures down to -4°F (-20°C)
- Perfect for applications with frequent “on/off” switching cycles
- Buildings that desire to be mercury free

(†, ‡, ♠, • See next page for footnotes)



This energy saving example shows an application of 100 lamps in a space currently using 32W T8 fluorescent system, operating 4,000 hours per year at a cost of \$0.11 per kWh.^A Your actual savings may vary depending on the energy costs in your geographic location.

Replacing 100 standard 32W T8 fluorescent lamps with Philips 15W LED T8 lamps can provide significant energy cost savings of \$748.00 per year! Potential savings from the reduction in HVAC costs as a result of using a lower wattage lamp that emits less heat is an additional benefit not included in this example.

Saving Solution		
Estimated Lighting Costs Using a...	Standard 32W T8 Fluorescent	Philips 15W InstantFit LED T8
Present System Wattage	32 Watts	16.5 Watts
x Annual Operating Hours	4,000 hours	4,000 hours
	= 128,000 watt-hours	= 60,000 watt-hours
+1,000 =	= 128 kWh per year	= 60 kWh per year
x kWh rate of \$0.11	= \$14.08 per year	= \$6.60 per year
x 100 lamps per space	= \$1,408.00 annual energy cost per space	= \$660.00 annual energy cost per space
	Total Estimated Annual Savings^B	= \$748.00

A) At normal ballast factor, 15W InstantFit LED T8 is 2100 lumens compared to 2800 lumens for a typical 32W T8 fluorescent

B) Based on 100 lamps per space operating at 4,000 hours per year.

Linear LED InstantFit Lamps



Lamp Ordering, Electrical and Technical Data (Subject to change without notice)

Product Number	Ordering Description	Avg. LED System Watts (W)	Bulb	Base	Volts	DIM	Beam Angle	Life ¹ (hours)	Approx. Lumens ²	CRI	Color Temp. (Kelvin)	MOL (in.)	Key
LED InstantFit T8 - 4'													
45358-9	12T8/48-3000 IF 10/1	14.5	T8	G13	120-277, 347	N	160	50,000	1500	82	3000	48	A
45359-7	12T8/48-3500 IF 10/1	14.5	T8	G13	120-277, 347	N	160	50,000	1500	82	3500	48	A
45360-5	12T8/48-4000 IF 10/1	14.5	T8	G13	120-277, 347	N	160	50,000	1600	82	4000	48	A
45361-3	12T8/48-5000 IF 10/1	14.5	T8	G13	120-277, 347	N	160	50,000	1650	82	5000	48	A
LED InstantFit T8 - 4' Dimmable High Output													
45689-7	15T8/48-3000 IF DIM 10/1	17	T8	G13	120-277	Y	160	50,000	2100	82	3000	48	A
45690-5	15T8/48-3500 IF DIM 10/1	17	T8	G13	120-277	Y	160	50,000	2100	82	3500	48	A
45691-3	15T8/48-4000 IF DIM 10/1	17	T8	G13	120-277	Y	160	50,000	2100	82	4000	48	A
45692-1	15T8/48-5000 IF DIM 10/1	17	T8	G13	120-277	Y	160	50,000	2100	82	5000	48	A
LED InstantFit T8 - 3'													
45205-2	10.5T8/36-3000 IF 10/1	13	T8	G13	120-277, 347	N	160	50,000	1100	82	3000	36	A
45206-0	10.5T8/36-3500 IF 10/1	13	T8	G13	120-277, 347	N	160	50,000	1160	82	3500	36	A
45207-8	10.5T8/36-4000 IF 10/1	13	T8	G13	120-277, 347	N	160	50,000	1200	82	4000	36	A
45208-6	10.5T8/36-5000 IF 10/1	13	T8	G13	120-277, 347	N	160	50,000	1270	82	5000	36	A
LED InstantFit T8 - 4' Glass													
45656-6	17T8/48-4000 IFG 10/1	18	T8	G13	120-277	N	240	36,000	2100	82	4000	48	C
45657-4	17T8/48-5000 IFG 10/1	18	T8	G13	120-277	N	240	36,000	2100	82	5000	48	C
LED InstantFit T8 - 2' High Output													
45201-1	8.5T8/24-3000 IF 10/1	10.5	T8	G13	120-277, 347	N	160	50,000	950	82	3000	24	A
45202-9	8.5T8/24-3500 IF 10/1	10.5	T8	G13	120-277, 347	N	160	50,000	1040	82	3500	24	A
45203-7	8.5T8/24-4000 IF 10/1	10.5	T8	G13	120-277, 347	N	160	50,000	1050	82	4000	24	A
45204-5	8.5T8/24-5000 IF 10/1	10.5	T8	G13	120-277, 347	N	160	50,000	1100	82	5000	24	A
LED InstantFit T8 U-Bent- 6' High Output													
45266-4	16.5T8/22.5-3000 IF-6U 10/1	19	U-Bent T8	G13	120-277, 347	N	160	50,000	2000	82	3000	22.5	B
45267-2	16.5T8/22.5-3500 IF-6U 10/1	19	U-Bent T8	G13	120-277, 347	N	160	50,000	2000	82	3500	22.5	B
45268-0	16.5T8/22.5-4000 IF-6U 10/1	19	U-Bent T8	G13	120-277, 347	N	160	50,000	2100	82	4000	22.5	B
45269-8	16.5T8/22.5-5000 IF-6U 10/1	19	U-Bent T8	G13	120-277, 347	N	160	50,000	2150	82	5000	22.5	B
LED InstantFit PL-L - 2' High Output													
45663-2	16.5PL-LED/24-3000 IF 10/1	21	PL-L	2G11	120-277, 347	N	160	40,000	1900	82	3000	22.5	D
45664-0	16.5PL-LED/24-3500 IF 10/1	21	PL-L	2G11	120-277, 347	N	160	40,000	2000	82	3500	22.5	D
45665-7	16.5PL-LED/24-4000 IF 10/1	21	PL-L	2G11	120-277, 347	N	160	40,000	2100	82	4000	22.5	D

See bottom of page 50 for footnotes

Shipping Data (Subject to change without notice)

Product Number	SKU UPC (0-46677)	Outer Bar Code (5-00-46677)	Case Qty.	Case Weight lbs.	Case Cube cu. ft.	Pallet Qty.	Lamps/ SKU	SKUs/ Layer	Layers High	SKU Dimensions (w x d x h, in.)	Case Dimensions (w x d x h, in.)	Pallet Dimensions (w x d x h, in.)
LED InstantFit T8 - 4'												
45358-9	45358-9	45358-4	10	4.6	.59	600	1	60	10	1.1 x 1.1 x 48.0	48.8 x 6.0 x 3.5	49.2 x 39.4 x 40.9
45359-7	45359-6	45359-1	10	4.6	.59	600	1	60	10	1.1 x 1.1 x 48.0	48.8 x 6.0 x 3.5	49.2 x 39.4 x 40.9
45360-5	45360-2	45360-7	10	4.6	.59	600	1	60	10	1.1 x 1.1 x 48.0	48.8 x 6.0 x 3.5	49.2 x 39.4 x 40.9
45361-3	45361-9	45361-4	10	4.6	.59	600	1	60	10	1.1 x 1.1 x 48.0	48.8 x 6.0 x 3.5	49.2 x 39.4 x 40.9
LED InstantFit T8 - 4' Dimmable High Output												
45689-7	45689-4	45689-9	10	4.6	.43	600	1	60	10	1.1 x 1.1 x 48.0	48.8 x 6.0 x 3.5	49.2 x 39.4 x 40.9
45690-5	45690-0	45690-5	10	4.6	.43	600	1	60	10	1.1 x 1.1 x 48.0	48.8 x 6.0 x 3.5	49.2 x 39.4 x 40.9
45691-3	45691-7	45691-2	10	4.6	.43	600	1	60	10	1.1 x 1.1 x 48.0	48.8 x 6.0 x 3.5	49.2 x 39.4 x 40.9
45692-1	45692-4	45692-9	10	4.6	.43	600	1	60	10	1.1 x 1.1 x 48.0	48.8 x 6.0 x 3.5	49.2 x 39.4 x 40.9
LED InstantFit T8 - 3'												
45205-2	45205-6	45205-1	10	4.63	.43	700	1	70	10	1.1 x 1.1 x 36.0	36.5 x 6.0 x 3.4	47.2 x 39.4 x 39.6
45206-0	45206-3	45206-8	10	4.63	.43	700	1	70	10	1.1 x 1.1 x 36.0	36.5 x 6.0 x 3.4	47.2 x 39.4 x 39.6
45207-8	45207-0	45207-5	10	4.63	.43	700	1	70	10	1.1 x 1.1 x 36.0	36.5 x 6.0 x 3.4	47.2 x 39.4 x 39.6
45208-6	45208-7	45208-2	10	4.63	.43	700	1	70	10	1.1 x 1.1 x 36.0	36.5 x 6.0 x 3.4	47.2 x 39.4 x 39.6
LED InstantFit T8 - 3' Glass												
45656-6	45656-6	45656-1	10	4.6	.59	600	1	60	10	1.1 x 1.1 x 48.0	48.8 x 6.0 x 3.5	49.2 x 39.4 x 40.9
45657-4	45657-3	45657-8	10	4.6	.59	600	1	60	10	1.1 x 1.1 x 48.0	48.8 x 6.0 x 3.5	49.2 x 39.4 x 40.9
LED InstantFit T8 - 4' Glass												
45201-1	45201-8	45201-3	10	4.63	.43	700	1	70	10	1.1 x 1.1 x 36.0	36.5 x 6.0 x 3.4	47.2 x 39.4 x 39.6
45202-9	45202-5	45202-0	10	4.63	.43	700	1	70	10	1.1 x 1.1 x 36.0	36.5 x 6.0 x 3.4	47.2 x 39.4 x 39.6
45203-7	45203-2	45203-7	10	4.63	.43	700	1	70	10	1.1 x 1.1 x 36.0	36.5 x 6.0 x 3.4	47.2 x 39.4 x 39.6
45204-5	45204-9	45204-4	10	4.63	.43	700	1	70	10	1.1 x 1.1 x 36.0	36.5 x 6.0 x 3.4	47.2 x 39.4 x 39.6
LED InstantFit T8 - 2' High Output												
45266-4	45266-7	45266-2	10	5.95	1.19	300	1	100	3	1.1 x 7.2 x 23.0	23.1 x 7.5 x 11.9	47.2 x 39.4 x 41.4
45267-2	45267-4	45267-9	10	5.95	1.19	300	1	100	3	1.1 x 7.2 x 23.0	23.1 x 7.5 x 11.9	47.2 x 39.4 x 41.4
45268-0	45268-1	45268-6	10	5.95	1.19	300	1	100	3	1.1 x 7.2 x 23.0	23.1 x 7.5 x 11.9	47.2 x 39.4 x 41.4
45269-8	45269-8	45269-3	10	5.95	1.19	300	1	100	3	1.1 x 7.2 x 23.0	23.1 x 7.5 x 11.9	47.2 x 39.4 x 41.4
LED InstantFit T8 U-Bent- 6' High Output												
45663-2	45663-4	45663-9	10	4.65	0.29	1200	1	150	8	23.3 x 0.5 x 4.3	23.3 x 5.0 x 4.3	47.3 x 39.4 x 40.2
45664-0	45664-1	45664-6	10	4.65	0.29	1200	1	150	8	23.3 x 0.5 x 4.3	23.3 x 5.0 x 4.3	47.3 x 39.4 x 40.2
45665-7	45665-8	45665-3	10	4.65	0.29	1200	1	150	8	23.3 x 0.5 x 4.3	23.3 x 5.0 x 4.3	47.3 x 39.4 x 40.2

See bottom of page 51 for Warnings, Cautions and Instructions.

- † Please refer to the InstantFit ballast compatibility guide @ www.philips.com/instantfit. Compatibility subject to change as additional ballasts are tested. If you do not see your ballast on the compatibility list please contact your local Philips Lighting representative.
- ‡ Must follow guidelines for installation from Philips Quick Installation Guide included with lamp shipment.
- ♠ (2) Lamp F32T8 Electronic Instant Start System with 0.88 Ballast Factor= 58 System Watts; (2) Philips LED T8 InstantFit =29 System Watts; 58 - 29 = 29 System Watts Saved; 29/58 = 50% Energy Saved.

- ◆ See warranty for terms and conditions at www.philips.com/warranties.
 1. Tested to B50 L70 requirement.
 2. Photometric testing consistent with IES LM-79.
- This lamp is DLC qualified.



General lighting

Philips InstantFit LED 4-pin lamps make the transition to LED as simple as replacing a lamp. With both vertical and horizontal options and a wide array of color temperatures, the InstantFit LED 4-pin can replace compact fluorescent 4-pin lamps. The horizontal version includes a rotatable end cap to ensure proper orientation.

Easy to experience

- Replaces compact fluorescent 4-pin PL-T and PL-C lamps
- Compatible with a wide range of ballasts
- G24q/GX24 base fits into existing fluorescent sockets
- Eliminates the need for rewiring and allows the fixture to maintain original UL and CSA compliance
- Lasts >2x longer than comparable fluorescent tubes reducing maintenance

Sustainable Lighting Solution

- >60% energy savings
- No mercury allowing for non-hazardous waste disposal

Superior Performance

- Best-in-class flux, and energy savings
- Long life: 40,000-hour life
- Minimal color shift & stable flux output throughout lifetime
- No harmful UV radiation



This energy saving example shows an application of 100 lamps in a space currently using 26W 4-pin fluorescent system, operating 4,000 hours per year at a cost of \$0.11 per kWh.^A Your actual savings may vary depending on the energy costs in your geographic location.

Replacing 100 standard 26W 4-pin compact fluorescent lamps with Philips 8.5W LED 4-pin lamps can provide significant energy cost savings of \$682.00 per year! Potential savings from the reduction in HVAC costs as a result of using a lower wattage lamp that emits less heat is an additional benefit not included in this example.

Saving Solution		
Estimated Lighting Costs Using a...	Standard 26W Compact Fluorescent System	Philips 10.5W InstantFit LED System
Present System Wattage	26 Watts	10.5 Watts
x Annual Operating Hours	4,000 hours	4,000 hours
	= 104,000 watt-hours	= 42,000 watt-hours
÷1,000 =	= 104 kWh per year	= 42 kWh per year
x kWh rate of \$0.11	= \$11.44 per year	= \$4.62 per year
x 100 lamps per space	= \$1,144.00 annual energy cost per space	= \$462.00 annual energy cost per space
	Total Estimated Annual Savings^B	= \$682.00

A) An InstantFit 10.5W LED System providing 900 lumens, compared to a 26W CFL system providing 1010 lumens.

B) Based on 100 lamps per space operating at 4,000 hours per year.



Sustainable 4-pin Philips LED InstantFit Lamps

Lamp Ordering, Electrical and Technical Data (Subject to change without notice)

Product Number	Ordering Description	Avg. LED System Watts (W)	Bulb	Base	Volts	Life ¹ (hours)	Approx. Lumens ²	CRI	Color Temp. (Kelvin)	Beam Angle	Key
Standard 4-pin Compact Fluorescent 26W Equivalent†											
45836-4	8.5PL-C/T LED/26H-2700 IF 4P	10.5	PL-C/T	G24q/GX24	100-277	347 40,000	900	80	2700	120	A
45837-2	8.5PL-C/T LED/26H-3000 IF 4P	10.5	PL-C/T	G24q/GX24	100-277	347 40,000	900	80	3000	120	A
45838-0	8.5PL-C/T LED/26H-3500 IF 4P	10.5	PL-C/T	G24q/GX24	100-277	347 40,000	900	80	3500	120	A
45839-8	8.5PL-C/T LED/26H-4000 IF 4P	10.5	PL-C/T	G24q/GX24	100-277	347 40,000	900	80	4000	120	A
Standard 4-pin Compact Fluorescent 26W Equivalent†											
45840-6	10.5PL-C/T LED/26V-2700 IF 4P 10/1	14.5	PL-C/T	G24q/GX24	100-277	347 40,000	1200	80	2700	120	B
45841-4	10.5PL-C/T LED/26V-3000 IF 4P 10/1	14.5	PL-C/T	G24q/GX24	100-277	347 40,000	1200	80	3000	120	B
45842-2	10.5PL-C/T LED/26V-3500 IF 4P 10/1	14.5	PL-C/T	G24q/GX24	100-277	347 40,000	1200	80	3500	120	B
45843-0	10.5PL-C/T LED/26V-4000 IF 4P 10/1	14.5	PL-C/T	G24q/GX24	100-277	347 40,000	1200	80	4000	120	B

† Must follow guidelines for installation from Philips Quick Installation Guide included with lamp shipment.

♣ Please refer to the InstantFit ballast compatibility guide @ www.philips.com/instantfit. Compatibility subject to change as additional ballasts are tested. If you do not see your ballast on the compatibility list please contact your local Philips Lighting representative.

◆ See warranty for terms and conditions at www.philips.com/warranties.

1. Tested to B50 L70 requirement.
 2. Photometric testing consistent with IES LM-79.
- This lamp is DLC qualified.

Shipping Data (Subject to change without notice)

Product Number	SKU	Outer Bar Code (0-46677)	Case Qty.	Case Weight lbs.	Case Cube cu. ft.	Pallet Qty.	Lamps/ SKU	SKUs/ Layer	Layers High	SKU Dimensions (w x d x h, in.)	Case Dimensions (w x d x h, in.)	Pallet Dimensions (w x d x h, in.)
Standard Horizontal Biax Incandescent 26W Equivalent												
45836-4	45836-2	45836-7	10	2.26	0.113	3250	1	650	5	1.3 x 1.3 x 6.4	8.0 x 3.4 x 7.2	47.2 x 39.4 x 41.6
45837-2	45837-9	45837-4	10	2.26	0.113	3250	1	650	5	1.3 x 1.3 x 6.4	8.0 x 3.4 x 7.2	47.2 x 39.4 x 41.6
45838-0	45838-6	45838-1	10	2.26	0.113	3250	1	650	5	1.3 x 1.3 x 6.4	8.0 x 3.4 x 7.2	47.2 x 39.4 x 41.6
45839-8	45839-3	45839-8	10	2.26	0.113	3250	1	650	5	1.3 x 1.3 x 6.4	8.0 x 3.4 x 7.2	47.2 x 39.4 x 41.6
Standard Vertical Biax Incandescent 26W Equivalent												
45836-4	45836-2	45836-7	10	2.55	0.129	2100	1	350	6	2.0 x 2.0 x 4.9	11 x 4.5 x 4.5	47.2 x 39.4 x 39.8
45837-2	45837-9	45837-4	10	2.55	0.129	2100	1	350	6	2.0 x 2.0 x 4.9	11 x 4.5 x 4.5	47.2 x 39.4 x 39.8
45838-0	45838-6	45838-1	10	2.55	0.129	2100	1	350	6	2.0 x 2.0 x 4.9	11 x 4.5 x 4.5	47.2 x 39.4 x 39.8
45839-8	45839-3	45839-8	10	2.55	0.129	2100	1	350	6	2.0 x 2.0 x 4.9	11 x 4.5 x 4.5	47.2 x 39.4 x 39.8

See bottom of page 51 for Warnings, Cautions and Instructions.

Notes

WARNINGS & CAUTIONS:

- Suitable for damp locations
- Not for use in totally enclosed luminaires (fixtures)
- This bulb is not intended for use with emergency exit fixtures or emergency lights.
- Before replacing, turn off power and let bulb cool to avoid electrical shock or burn.

CAUTION: Risk of electric shock—Do Not Use Where Directly Exposed To Water.

FCC NOTE: These lamps comply with Part 15 of the FCC Rules. Operation is subject to the following 2 conditions: (1) this device may not cause harmful interference, and (2) this device must accept any interference received, including interference that may cause undesired operation. This class B digital apparatus complies with Canadian ICES-003.

FCC NOTE for InstantFit LED T8: This device complies with Part 18 of the FCC Rules.

WARNINGS & CAUTIONS for PAR38 Outdoor:

- Suitable for use in open luminaries (fixtures)
- Suitable for wet locations
- This lamp is not suitable for totally enclosed fixtures
- This device is not intended for use with emergency exit fixtures or emergency lights
- Suitable for use with dimmers. Visit www.philips.com/dimmercompatibility to find up-to-date dimmer and lighting control compatibility information.
- This product is intended for base up operation
- Before replacing, turn off power and let lamp cool to avoid electrical shock or burn
- Only install in operating environments between -4°F and +113°F (-20°C and +45°C)



©2015 Koninklijke Philips N.V. All rights reserved. Philips reserves the right to make changes in specifications and/or to discontinue any product at any time without notice or obligation and will not be liable for any consequences resulting from the use of this publication.

PLT-1443BR 11/15 philips.com

Philips Lighting
North America Corporation
200 Franklin Square Drive
Somerset, NJ 08873
Tel. 855-486-2216

Philips Lighting Canada Ltd.
281 Hillmount Rd,
Markham, ON,
Canada L6C 2S3
Tel. 800-668-9008