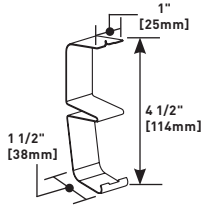


4000[®] SERIES RACEWAY

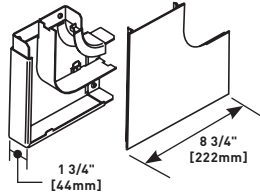
4000 Series Raceway Ordering Information (continued)

4001DA Divider Clip (Galvanized)



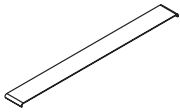
Required for holding G4000D Divider in place. Use one every 2 1/2' [.762m].

V4011FO, G4011FO Radiused Full Capacity Flat Elbow



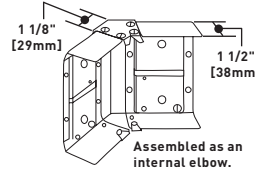
Full capacity 90° flat corner used in divided or undivided applications. 2" [51mm] bend radius control for UTP, STP and fiber optic installations. Ideal for new installations when the cable is lay-in or pull-through.

V4006, G4006 Seam Clip



Covers seams where two sections of 4000 Series Raceway covers come together.

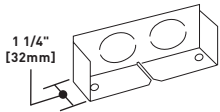
V4012TX, G4012TX Internal or External 45° Elbow



Internal or external 45° turns in a run of 4000 Series Raceway. Can also be assembled as an inverted 45° elbow.

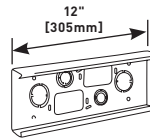


V4010B, G4010B Blank End Fitting

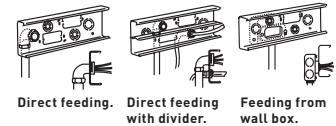


Closes off open end of 4000 Series Raceway. Has two 1/2" trade size KOs to facilitate end feeding.

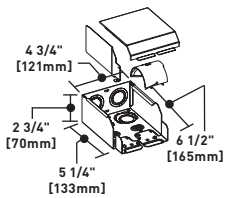
V4014A, G4014A Wall Box Connector



Base has two concentric 1", 3/4", and 1/2" trade size KOs, two concentric 1 1/4", and 1" KOs (undivided only), and two rectangular 2 9/16" x 1 11/16" KOs.

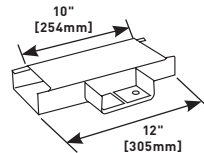


V4010DFO, G4010DFO Entrance End Fitting



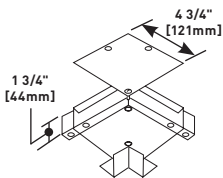
Full capacity entrance end fitting. Has concentric 3/4", 1", and 1 1/4" trade size KOs on end and bottom for feeding 4000 Series Raceway. Includes removable divider and 1 1/4" [32mm] bend radius control insert for UTP/STP and fiber optic cable installations.

V4015, G4015 Tee



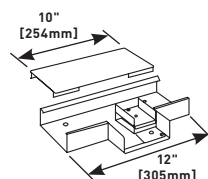
For branching raceway at right angles. Use with undivided raceway only. Join to raceway run with two pair of 4001A Couplings (not included).

V4011, G4011 Flat Elbow



Right angle turns on the same surface.

V4015D, G4015D Divided Tee

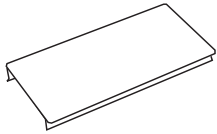


For branching raceway at right angles. Use with divided raceway only. Join to raceway run with two pair of 4001A Couplings (not included).

S4000® SERIES RACEWAY

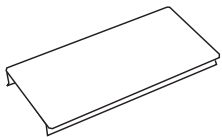
S4000 Series Raceway Wire Fill Capacities for Communications (continued)

S4000C150 15" [381mm] Precut Raceway Cover



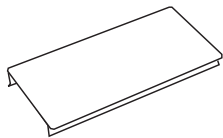
.040" [1.0mm] stainless steel. Snap-on cover for mounting 9" [229mm] device plates on 24" [610mm] centers.

S4000C195 19.5" [495mm] Precut Raceway Cover



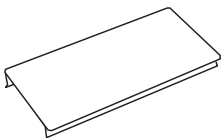
.040" [1.0mm] stainless steel. Snap-on cover for mounting 4 1/2" [114mm] device plates on 24" [610mm] centers.

S4000C270 27" [686mm] Precut Raceway Cover




.040" [1.0mm] stainless steel. Snap-on cover for mounting 9" [229mm] device plates on 36" [915mm] centers.

S4000C315 31.5" [800mm] Precut Raceway Cover



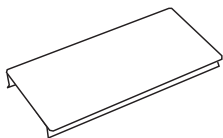
.040" [1.0mm] stainless steel. Snap-on cover for mounting 4 1/2" [114mm] device plates on 36" [915mm] centers.

S4000C390 39" [990mm] Precut Raceway Cover



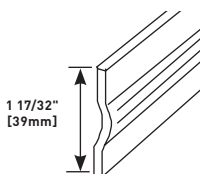
.040" [1.0mm] stainless steel. Snap-on cover for mounting 9" [229mm] device plates on 48" [1220mm] centers.

S4000C435 43.5" [1105mm] Precut Raceway Cover



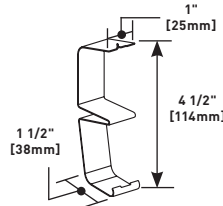
.040" [1.0mm] stainless steel. Snap-on cover for mounting 4 1/2" [114mm] device plates on 48" [1220mm] centers.

G4000D Divider



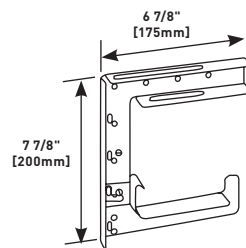
.040" [1.0mm] galvanized steel. Packed ten 5' [1.5m] lengths (50' [15.20m]) per carton. Painted buff on one side to provide compartment identification. 4001DA Divider Clips (not included) are required to hold divider in place.

4001DA Divider Clip (Galvanized)



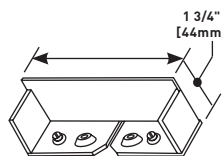
Required for holding G4000D Divider in place. Use one every 2 1/2' [.762m].

S6008A C-Hanger



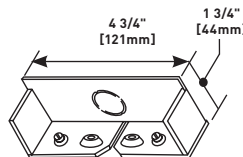
Suspends S4000, 4000 or 6000 Series Raceway from a structural ceiling. Designed for use with 3/8" [9.5mm] rod. Hangers should be installed no more than 5' [1.5m] apart along raceway run. Can be bolted back-to-back for dual runs of 3000, 4000 or 6000 Series Raceway.

S4010B0 Blank End Fitting



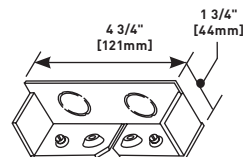
Closes off open end of S4000 Base. Use when no end feeding is required. Includes two No. 10-32 ground terminals.

S4010B1 Blank End Fitting



Closes off open end of S4000 Base. Use when one end feed is required in an undivided installation. Includes one 1/2" - 3/4" trade size KO and two No. 10-32 ground terminals.

S4010B2 Blank End Fitting

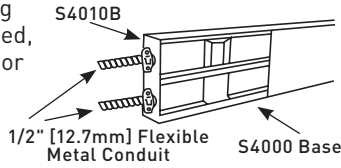


Closes off open end of S4000 Base. Use when end feeds are required for an installation. Includes two 1/2" - 3/4" trade size KOs and two No. 10-32 ground terminals.

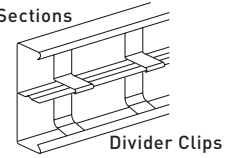
S4000® SERIES RACEWAY

S4000 Series Raceway Installation Details

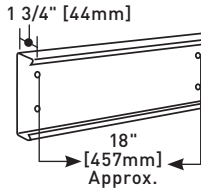
Determine method of feeding raceway: S4014A for back feed, S4010D, S4010BO, S4010B1 or S4010B2 for end feed.



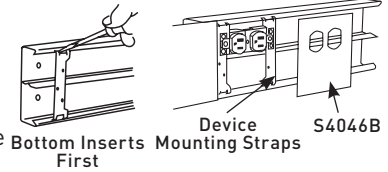
For divided installations, place S4000B Sections divider into the strut on the 4001DA and snap into raceway. Clips must be used every 30" [762mm].



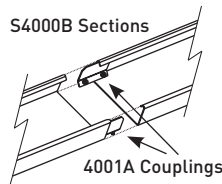
To mount S4000B Base to surface, remove mounting screw KOs (approx. 18" [457mm] centers along base) as required. Mount base with No. 8 flat head fasteners.



To install device covers, snap device straps into base as shown. Wire device and assemble to straps. Snap device plate over base and device.



To join lengths of S4000B, insert the pair of 4001A Couplings into one side of each base. Slide bases together and tighten locking screws.



Cut S4000C Cover to fit between device plates. Snap in place as shown. Continue along entire run.

