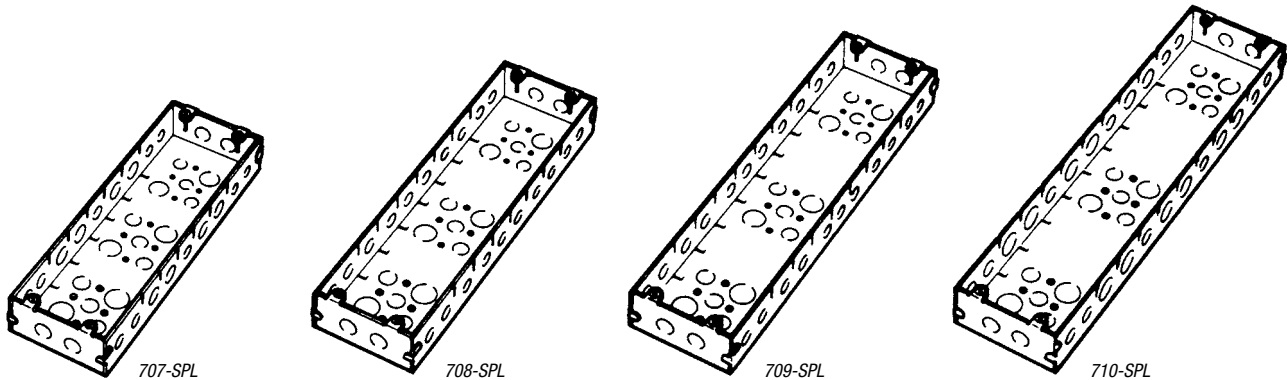


Gang Boxes and Accessories

Multi-Gang Boxes

Boxes & Covers — Steel City® Metallic Boxes




CAT. NO.	CU. IN. CAPACITY	DESCRIPTION	STD. CTN.
707-SPL	126.5	Seven-Gang Box, 1³/₁₆" deep x 4⁹/₁₆" long x 15¹/₁₆" wide Five 1/2" KOs and four 3/4" KOs in each side, two 1/2" KOs in each end and nine 1/2" KOs with six 3/4" KOs in bottom. Furnished with four 8/32 screws. For use with either Steel City® 807 and SB-7, 808 and SB-8, or just GB-7 rings and covers	1
708-SPL	141.3	Eight-Gang Box, 1³/₁₆" deep x 4⁹/₁₆" long x 17³/₁₆" wide Six 1/2" KOs and four 3/4" KOs in each side, two 1/2" KOs in each end and nine 1/2" KOs with six 3/4" KOs in bottom. Furnished with four 8/32 screws. For use with either Steel City® 808 and SB-8, 809 and SB-9, or just GB-8 rings and covers	1
709-SPL	155.8	Nine-Gang Box, 1³/₁₆" deep x 4⁹/₁₆" long x 19¹/₁₆" wide Six 1/2" and five 3/4" KOs in each side and two 1/2" KOs in each end and nine 1/2" KOs with six 3/4" KOs in bottom. Furnished with four 8/32 screws. For use with either Steel City® 809 and SB-9, 810 and SB-10, or just GB-9 rings and covers	1
710-SPL	170.5	Ten-Gang Box, 1³/₁₆" deep x 4⁹/₁₆" long x 21³/₁₆" wide Six 1/2" KOs and six 3/4" KOs in each side, two 1/2" KOs in each end and nine 1/2" KOs with six 3/4" KOs in bottom. Furnished with four 8/32 screws. For use with either Steel City® 810 and SB-10, or just GB-10 rings and covers	1

Gang Box Partitions

CAT. NO.	DESCRIPTION	STD. CTN.
SGP	Hi/low-voltage partition for 1 ³ / ₁₆ "-deep box	25
DGP	Hi/low-voltage partition for 2 ¹ / ₂ "-deep box	50



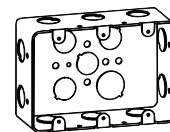
SGP



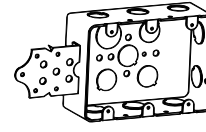
DGP

2-, 3- and 4-Gang Drawn-Style Device Boxes

CAT. NO.	GANG	DEPTH (IN.)	CU. IN. CAPACITY	EA. SIDE BRACKETS	EA. SIDE CONDUIT	EA. END CONDUIT	STD. CTN.
2G4DV 1/2 3/4	2	2 ¹ / ₂	30.3	CV	2 - 1/2", 1 - 3/4"	2 - 1/2", 1 - 3/4"	25
3G4D 1/2	3	2 ¹ / ₂	44.3	—	3 - 1/2"	2 - 1/2"	20
3G4D B 1/2	3	2 ¹ / ₂	44.3	B	3 - 1/2"	2 - 1/2"	20
3G4D V 1/2	3	2 ¹ / ₂	44.3	CV	3 - 1/2"	2 - 1/2"	20
4G4D 1/2	4	2 ¹ / ₂	58.0	—	4 - 1/2"	2 - 1/2"	20
4G4D B 1/2	4	2 ¹ / ₂	58.0	B	4 - 1/2"	2 - 1/2"	20
4G4D V 1/2	4	2 ¹ / ₂	58.0	CV	4 - 1/2"	2 - 1/2"	20



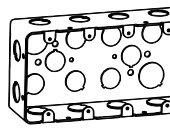
3G4D 1/2



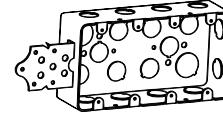
3G4D B 1/2



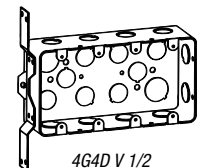
3G4D V 1/2



4G4D 1/2



4G4D B 1/2

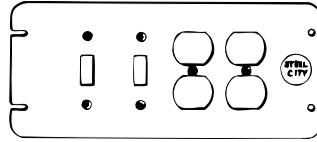


4G4D V 1/2

Gang Boxes and Accessories

Gang Box Covers

When covers are required to accommodate various combinations of devices, use the following catalog numbers plus the suffix "SPECIAL," and then indicate the combinations desired. When necessary, also indicate the sequence of devices.



EXAMPLE: 4-GCS Special

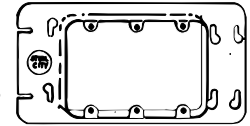
- As illustrated (above), this is a 4-GCS Special for two toggle switches on left side and two duplex receptacles on right side

CAT. NO.	LGTH. (IN.)	CU. IN. CAPACITY	DESCRIPTION	STD. CTN.
4 1/16" Wide—Raised 1 3/16" for Plaster				
2-GC	7	8.5	Holes between gangs are spaced on	5
3-GC	8 1/16	13.5	1 3/16" centers; tapped holes in ears;	5
4-GC	10 5/16	18.3	spaced on 3 5/16" centers to accommodate	5
5 GC	12 1/16	23.0	all standard receptacles and switches;	5
6 GC	14 1/4	28.3	furnished with extra plugged screw holes; if these screw holes are used, the cover will fit the next smaller size box	5
4 1/16" Wide — Flat, Blank				
2-GCB	7	—	—	25
3-GCB	8 1/16	—	—	25
4-GCB	10 5/16	—	—	25
5 GCB	12 1/16	—	—	25
6 GCB	14 1/4	—	—	25
4 1/16" Wide — Flat for Toggle Switches				
2-GCS	7	—	For 2 toggle switches	25
3-GCS	8 1/16	—	For 3 toggle switches	25
4-GCS	10 5/16	—	For 4 toggle switches	25
5 GCS	12 1/16	—	For 5 toggle switches	25
6 GCS	14 1/4	—	For 6 toggle switches	25

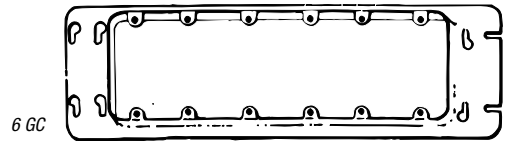
4 1/16" wide — special covers — flat to accommodate combinations of devices.




4-GC




3-GC



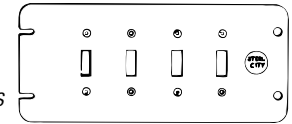
6 GC



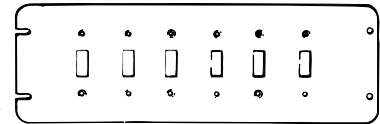
3-GCB



5 GCB

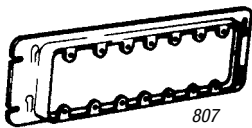


4-GCS

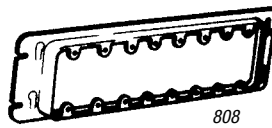


6 GCS

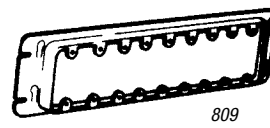
Multi-Gang Rings



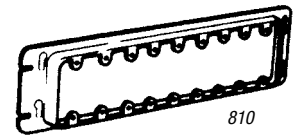
807



808



809



810

CAT. NO.	CU. IN. CAPACITY	DESCRIPTION	STD. CTN.
807	36.3	A seven-gang switch ring, 3/4" raised x 4 9/16" long x 1 15/16" wide Fits Steel City® 706 or 707 outlet boxes and uses GB-7 covers	1
808	41.0	An eight-gang switch ring, 3/4" raised x 4 9/16" long x 1 7/4" wide Fits Steel City® 707 or 708 outlet boxes and uses GB-8 covers	1
809	46.5	A nine-gang switch ring, 3/4" raised x 4 9/16" long x 1 9/16" wide Fits Steel City® 708 or 709 outlet boxes and uses GB-9 covers	1
810	51.5	A ten-gang switch ring, 3/4" raised x 4 9/16" long x 2 1/16" wide Fits Steel City® 709 or 710 outlet boxes and uses GB-10 covers	1

Gang Boxes and Accessories

Multi-Gang Covers — SB Series

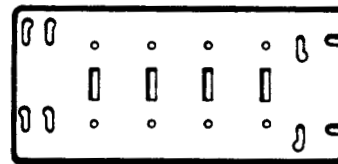
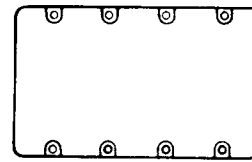
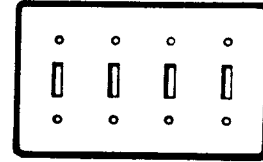
CAT. NO.	DESCRIPTION	STD. CTN.
SB-2	2-gang cover	1
SB-3	3-gang cover	1
SB-4	4-gang cover	1
SB-5	5-gang cover	1
SB-6	6-gang cover	1
SB-7	7-gang cover	1
SB-8	8-gang cover	1
SB-9	9-gang cover	1
SB-10	10-gang cover	1

Fits Steel City® 132, 133 and 134 series handy boxes (both welded and drawn) and 800 series multi-gang rings.

Multi-Gang Covers — GB Series

CAT. NO.	DESCRIPTION	STD. CTN.
GB-2	2-gang cover	1
GB-3	3-gang cover	1
GB-4	4-gang cover	1
GB-5	5-gang cover	1
GB-6	6-gang cover	1
GB-7	7-gang cover	1
GB-8	8-gang cover	1
GB-9	9-gang cover	1
GB-10	10-gang cover	1

Fits Steel City® 700 series multi-gang boxes.



Typical Mounting Arrangement

How To Order.

1. Indicate style of cover "GB" or "SB"
2. Use symbols for each opening
3. Separate each symbol with a dash (-)
4. Allow 4 to 6 weeks for shipment

Symbols	Example:
DR Duplex Receptacle	
TS Toggle Switch	
SR Single Receptacle — Opening 1.4"	
B Blank	
TL Twist Lock (4-Wire) — Opening 1.594"	
	<p>↑ SB-5:DR ↑ TS ↑ SR ↑ B ↑ TL</p>