

Power Feeds (Trak-1 or Alpha)

END FEED



P8745-28 Bright White
P8745-31 Black
 End feed with flush canopy.

"ANYWHERE" POWER FEED



P9108-28 Bright White
P8730-10 Polished brass
P8730-31 Black
 "Anywhere" power feed snaps into place at any point along the track. Canopy kit required (p 338). Has 8" leads. Includes one P8717-01 dead end.

"ANYWHERE" POWER FEED



P9121-28 Bright White
P8742-31 Black
 "Anywhere" power feed with 3/8" Greenfield connector. Has 72" of wire. Includes one P8717-01 dead end.

TOP AND END FEED



P9110-28 Bright White
P8746-31 Black
 Top and end feed for Romex, 3/8" Greenfield or 1/2" EMT.

T-BAR POWER LEG



P8769-28 Bright White
P8769-31 Black
 T-bar power leg converts P8760 to "L" (use 1), "T" (use 2), cross (use 3) connector.

FLOATING CANOPY




P9123-28 Bright White
P9123-31 Black
 Floating canopy mounts anywhere on track for power feed and covers. Standard outlet box. Includes one P8717-31 & P9122-28 dead end.

T-BAR END FEED



P9109-28 Bright White
P8760-31 Black
 T-bar end feed with canopy cover. (Use P8770-01 slotted outlet box.)

CORD & PLUG SET



P9111-28 Bright White
P8724-31 Black
 Cord & plug set for feeding track where there is no outlet box. 15-foot cord. Includes 10 amp switch. Switch can be positioned anywhere along cord.

Connectors (Trak-1 or Alpha)

For joining two or more track sections in straight runs, "L", "T", cross, square and "any angle" patterns. The connectors plug into track sections only one way to ensure positive polarization.

STRAIGHT CONNECTOR




P8720-31 Black
P9115-28 Bright White
 Straight connector

CROSS CONNECTOR



P8723-28 Bright White
P8723-31 Black
 Cross connector

"L" CONNECTOR



A. Inside polarity
P8721-9131 Black
P9116-9128 Bright White
 B. Outside polarity
P8721-8931 Black
P9116-8928 Bright White
 "L" connector. Inside polarity type connector generally used. To identify polarity, orient connector to "L" shape and polarity grooves will intersect where indicated.

FLEX CONNECTOR



P8736-31 Black
P9117-28 Bright White
 Flex connector permits a variety of track layouts at almost any angle and variation of planes including wall-to-ceiling or on cathedral ceilings. Can flex to 90°.


"T" CONNECTOR



A. Inside-right polarity
P8722-9128 Bright White
P8722-9131 Black
 B. Inside-left polarity
P8722-8928 Bright White
P8722-8931 Black
 "T" connector. Inside-right polarity type connector generally used. To identify polarity, orient connector to "T" shape and polarity grooves will intersect where indicated.

AlphaTrak® Kits

All AlphaTrack® Kits come with three track heads, 4' track, canopy, dead end, feed and mounting hardware.

CAT. NO.	FINISH	DIMENSIONS			LAMPS	Acc.*
		DIA.	HT.	L.		
P9215-28	Bright White Track heads complete with black baffle.	4-3/8"	8-1/2"	—	three 75w PAR-30 or 65w BR-30	B2
P9216-28	Bright White Track heads complete with black baffle.	4-3/8"	8-3/4"	—	three 75w PAR-30 or 65w BR-30	B2
P9217-28	Bright White Complete with three 12V electronic transformers.	2-1/8"	5-1/4"	5-1/4"	three 50w MR-16	S1 



P9215-28
Flair



P9216-28
Flat Back



P9217-28
High Tech

AlphaTrak® Sections

AlphaTrak single-circuit track sections are extruded aluminum with flat copper conductors for positive contact, and can be field cut to required lengths. All have easy-guide polarity notch. Designed for 120-volt supply with 20 amp capacity (2,400 watts). All track sections include one dead end and mounting hardware. Order power feeds and system hardware separately as required. (See pages 336-339).

CAT. NO.	FINISH	LENGTH (NOM)	HT.	W.
P9103-28	Bright White	2'	7/8"	1-1/8"
P9103-31	Black	2'	7/8"	1-1/8"
P9104-10	Polished Brass	4'	7/8"	1-1/8"
P9104-28	Bright White	4'	7/8"	1-1/8"
P9104-31	Black	4'	7/8"	1-1/8"
P9105-10	Polished Brass	8'	7/8"	1-1/8"
P9105-28	Bright White	8'	7/8"	1-1/8"
P9105-31	Black	8'	7/8"	1-1/8"
P9106-28	Bright White	12'	7/8"	1-1/8"
P9106-31	Black	12'	7/8"	1-1/8"



POLISHED BRASS



BRIGHT WHITE



BLACK



**CROSS SECTION
OF TRACK**

LAMPS



MR-16 PAR-30

NOTES



Low voltage



Note:
Height is
to bottom
of track.

ACCESSORIES

See pages 336-339
for accessories.

*Acc.
B Barn door
S Spread lens

TRAK-1® SYSTEM

Trak-1® sections are available in 2', 4' and 8' lengths. Track can be field cut, as required. Track sections are constructed of extruded aluminum with flat, copper conductors that provide firm, sure lamp-holder contacts. The polarity notch provides an easy guide for matching connectors and orienting track fixtures in continuous runs. Just 7/8" high and 1-1/8" wide, this single-circuit system is designed for low profile applications with 120-volt supply and 20 amp capacity (2,400 watts).

Track Sections

Includes dead end and mounting hardware. Order power feeds and system hardware separately, as required. For polished brass track sections, see page 334.

CAT. NO.	FINISH	LENGTH (NOM)	HT.	W.
P6243-28	Bright White	2'	7/8"	1-1/8"
P6243-31	Black	2'	7/8"	1-1/8"
P6244-28	Bright White	4'	7/8"	1-1/8"
P6244-31	Black	4'	7/8"	1-1/8"
P6245-28	Bright White	8'	7/8"	1-1/8"
P6245-31	Black	8'	7/8"	1-1/8"



BRIGHT WHITE



BLACK



TRACK CROSS SECTION

Mounting Options (Trak-1 or Alpha)



PENDANT KITS


Used for suspending track from higher ceilings. Maximum spacing between pendants is 4 feet. Stem will suspend track 6", 12" and 18" from ceiling. 6" and 12" stem and connectors provided.

MOUNTING CLIPS



P8622-24

Set of 3 mounting clips. For use only on uneven ceiling surfaces. Provides space between ceiling and track sections. Recommend use with Clip Mount Canopy Kit (see page 338).



P8718-28
PENDANT KIT
WITH POWER
FEED AND 24"
WIRE

P8715-28
PENDANT KIT
LESS POWER
FEED

P8718-28 Bright White
P8718-31 Black
Pendant kit with power feed and 24" wire includes outlet box cover, 6" and 12" stem lengths and all necessary mounting hardware.

P8715-28 Bright White
P8715-31 Black
Pendant kit less power feed includes outlet box cover, 6" and 12" stem lengths, and all necessary mounting hardware.

SUSPENDED CEILING CLIPS



P8771-30 White

Suspended ceiling clips. Use two for 2' or 4' track sections. Three for 8' track. For mounting track sections onto T-bar grid.

PROVIDE YOUR OWN STEM LENGTH FOR TRACK

P8762-31 Black

P9112-28 Bright White
Includes outlet box cover, threaded connector and stem fitting. P8742 and P9121 will provide 72" power feed (see page 337). (5/8" O.D., 3/8" I.P.S. tubing, 66" max., supplied by others.)