



The NEMA 3R Rated EXTRA DUTY® Metallic and Non-metallic While-in-Use Covers offer weather protection for devices while they are in use.

- Pre-configured for GFCI with patented technology for alternate devices
- Patented keyhole mounting system allows installation in under a minute
- Lockable tab for OSHA Compliance
- Complies with 2014 NEC® requirement for "Extra Duty"

Metallic While-in-Use Cover

- Premium Powder Coat
- External cord retention chamber
- Each box contains three or six plates to make a variety of configurations (8 or 55)



Non-Metallic While-in-Use Cover

- High-impact polycarbonate construction provides maximum durability
- Each box contains three or six plates to make a variety of configurations (16 or 55)
- UV resistant tinted cover



One Product...Multiple Configurations



EXTRA DUTY® While-In-Use Covers

Non-Metallic EXTRA DUTY® While-in-Use Covers

Description	Dimensions In (mm) Height x Width x Depth	Catalog #
Standard 1-gang box with clear tinted cover, for horizontal or vertical mounting; 16-in-1 configurations	1.16 Product Variations 5.90" x 4.18" x 2.75" (149.8 x 106.1 x 69.9)	RW58300
Extra deep 1-gang box with clear tinted cover, for horizontal or vertical mounting; 16-in-1 configurations	1.16 Product Variations 5.92" x 4.20" x 4.75" (150.4 x 106.7 x 120.7)	RW58350
Standard 2-gang box, clear tinted cover, for horizontal or vertical mounting; 55-in-1 configurations	1.55 Product Variations 5.54" x 5.43" x 2.75" (140.7 x 138.0 x 69.9)	RW58750



RW58300

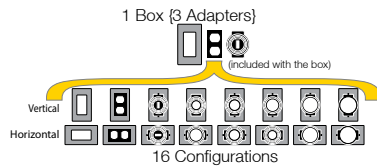


RW58350

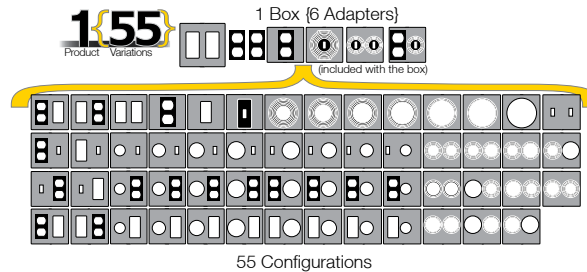


RW58750

1.16
Product Variations



1.55
Product Variations



Metallic EXTRA DUTY® While-in-Use Covers

Description	Dimensions In (mm) Height x Width x Depth	Catalog #
Heavy duty die-cast aluminum 1-gang box with gray lid for vertical mounting offers superior commercial quality 8-in-1 configurations	1.8 Product Variations 6.12" x 3.37" x 3.5" (155.4 x 85.6 x 89.0)	WP26E
Heavy duty die-cast metal 1-gang box with gray lid for horizontal mounting; 8-in-1 configurations	1.8 Product Variations 4.37" x 5.12" x 3.5" 111.0 x 130.0 x 89.0)	WP26EH
Heavy duty die-cast metal 2-gang box with gray lid for vertical mounting; 55-in-1 configurations	1.55 Product Variations 6.12" x 5.12" x 3.5" (155.4 x 130.0 x 89.0)	WP262E



WP26E

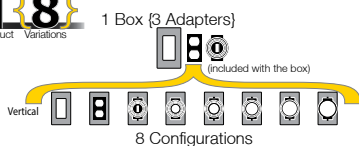


WP26EH

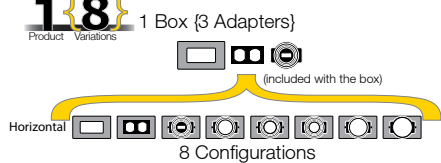


WP262E

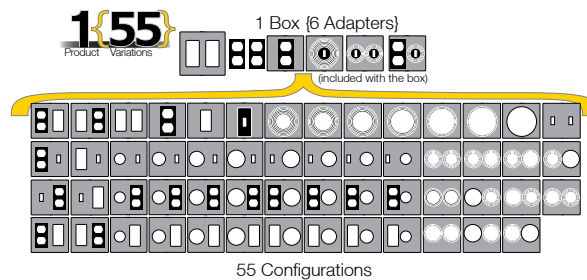
1.8
Product Variations



1.8
Product Variations



1.55
Product Variations



EXTRA DUTY® While-in-Use Covers Dimensions - inches (mm)

