

Single Gang

Ordering Information



Blank cover for enclosing splices and taps where device not used.

Description	Material	Cat. #
Surface	Sheet aluminum	DS100
Flush	Sheet steel	DSS100



Blank cover with gasket for enclosing splices and taps where device not used.

Description	Material	Cat. #
Surface or Flush	Cast aluminum	DS100G



DS21



DS21G

For standard and 3-pole, 2-wire grounding type round flush receptacles. Opening diameter 1⁷/₁₆".

Description	Material	Cat. #
Surface	Sheet steel	DS21
Surface	Sheet aluminum	DS21 SA
Surface or flush	Feraloy® iron alloy with gasket	DS21G



For GFI receptacles.

Description	Material	Cat. #
Surface	Sheet steel	DS23 GFI



For flush plug receptacle requiring 1¹/₈" opening diameter.

Description	Material	Cat. #
Surface	Sheet steel	DS35



For duplex convenience receptacles.

Description	Material	Cat. #
Surface	Sheet steel	DS23
Surface	Sheet aluminum	DS23 SA
Flush	Sheet steel	DSS23



For standard and 3-pole, 2-wire grounding type duplex convenience receptacles. Gasket included.

Description	Material	Cat. #
Surface or flush	Feraloy® iron alloy	DS23G



For square handle general use snap or toggle switches – unguarded.

Description	Material	Cat. #
Surface	Sheet steel	DS32
Surface	Sheet aluminum	DS32 SA



For square handle general use snap or toggle switches – guarded.

Description	Material	Cat. #
Surface or flush	Feraloy® iron alloy with gasket	DS32G
Surface	Sheet steel	DS52



Adapter plate for mounting WLRS/WLRD covers to flush device boxes.

Description	Cat. #
Flush Device Adapter	WLRA1

Also can be used to mount all covers with four corner screws listed see pages 37, 39, 40, 41, 42 and 43 to flush device boxes.

See page 42 for receptacle specifications and listings of complete receptacle/cover combinations.

†Must be used with a wet locations rated wiring device.

2F

Covers for Cast Iron or Aluminum Device Boxes

Single Gang - Raintight Covers (Gasket Included)

2F

Ordering Information



For general use snap switches.
Includes gasket.

Description	Material	Cat. #
For standard ON-OFF operation	Copper-free aluminum	DS181



For general use snap switches.
Includes gasket.

Description	Material	Cat. #
For standard ON-OFF operation. With hole for lock	Die cast aluminum	DS185



For general use snap switches.
Includes gasket.

Description	Material	Cat. #
For standard operation. Marked ON-OFF handle	Cast aluminum	DS128

Single Gang - Switches and Motor Control Push Button

Ordering Information



For manual motor starting switches. Fits FS and FD boxes. Takes Westinghouse switches MST01 (1-pole) and MST02 (2-pole). Includes gasket.

Description	Material	Cat. #
For standard ON-OFF operation	Feraloy iron alloy	DS199



Furnished with buttons for operating motor control push button switches. Includes gasket.

Description	Push Buttons			Cat. #
	No.	Color	Material	
Button (normally open) marked START	1	Green	Feraloy iron alloy	DS171F ①
Button (normally closed) marked STOP	1	Red	Feraloy iron alloy	DS171G ①
Button (normally open) marked START and button (normally closed) marked STOP	1	Green	Feraloy iron alloy	DS171 ①
	1	Red		

Description	No.	Color	Material	Cat. #
Two push button	2	Black	Feraloy iron alloy	DS171J ①

① If desired, markings on indicating plates may be added to catalog number. Select from the list of standard markings below:

HAND	CLOSE	OFF	AUTO.	UP	RUN
EMER.	DOWN	JOG	FORWARD	START	RESET
REVERSE	STOP	TRIP	OPEN	ON	TEST
LGT. ON					



Heavy duty motor control push button switch

No. of Buttons	Normal Positions		Cat. #
1	1 circuit universal		ED11
2	2 circuits universal		ED12†

†Two universal contact blocks, must be wired as two circuits, with one normally open and one normally closed.

DS Covers use the switches shown in the list below.

Cover	Takes Switch	Cover	Takes Switch
DS171	ED12	DS171F	ED11
DS171G	ED11	DS266	ED12
DS265	ED11		

Single Gang - DS Receptacles and WP Plugs

2F

Applications:

WP plugs and DS receptacles are used:

- Wherever dust, dirt, moisture and corrosion are a problem
- Outdoors or in locations where frequent washdowns occur, as in dairies and food processing plants

Features:

DS receptacle housings are used:

- With FS and FD cast device boxes, either surface mounted or installed flush in a wall
- With single gang, two gang tandem and multiple gang boxes having individual cover openings
- A threaded cap which effectively seals housing when not in use

WP plugs include:

- A molded Neoprene hood with integral sleeve to seal the cord entrance
- An aluminum ring which clamps the hood to receptacle housing face, to complete watertight seal when plug is in use

Certifications and Compliances:

- UL Standards: 498; 514A
- NEMA/EEMAC: WD-1; WD-5
- CSA Standard: C22.2 No. 42*

*Compliance.

Standard Materials:

- Receptacle housings: body – *Feraloy*[®] iron alloy; cap – copper-free aluminum
- Plug exteriors: hood – Neoprene; fastening ring – copper-free aluminum

Standard Finishes:

- *Feraloy* iron alloy – electrogalvanized and aluminum acrylic paint
- Copper-free aluminum – natural
- Neoprene – natural (black or yellow)

Electrical Rating Ranges:

- 15 amperes, 125 volts
- 20 amperes, 125, 250 volts



DS Receptacle housings









WP Plugs



CC Replacement receptacle

Grounding Type Receptacles For Plugs with U shaped or Round Grounding Contacts

Rating	Cover With Recept. Cat. #	Diagram	Style	Plug Cat. #	Diagram	Cord Dia.	Repl. Recept. Cat. #
15 amps 125 volts	DS96*		2-wire, 3-pole†	WP820		.500 to .625	CC55
		NEMA: 5-15R			NEMA: 5-15P		
20 amps 125 volts	DS222		2-wire, 3-pole†	WP832		.500 to .625	CC71
		NEMA: 5-20R			NEMA: 5-20P		
20 amps 250 volts	DS290		2-wire, 3-pole†	WP930		.500 to .625	CC90
		NEMA: 6-20R			NEMA: 6-20P		

†Third pole grounded.
*Compliance

For listing of typical FS cast devices boxes, see pages 23 and 24.

Single Gang - Pilot Light Covers, Extensions and Adapters

Ordering Information



For pilot light units
(furnished with jewels)

Description	Material	Jewel Color	Cat. #
Surface	Sheet steel	Red	DS24



Pilot light (with transformer)†, FD only

Circuit Voltage	Lamp Base	Watts	Cat. #
440	Candelabra	6	C333

†Transformer 50-60 cycle, 440 / 110 volts.



FS flush mounting adapter (can be
used with multi-gang bodies
having individual cover openings.
Furnished with gasket and screws)

Mtg. Style	Cat. #
Wall	FS031




For pilot light units
(furnished with jewel and gasket).

Description	Material	Jewel Color	Cat. #
Surface or flush	Feraloy iron alloy	Red	DS24G



EXF Extensions (takes covers and flush
rectangular wiring devices, or plug
receptacles with housings)


Ext. Depth	Cat. #
1"	EXF11
2½"	EXF21



Gaskets for use between device
boxes and covers.

Material	Cat. #
Neoprene	GASK91‡

‡Not recommended as watertight.



Pilot light unit (without transformer)

Circuit Voltage	Lamp Base	Watts	Cat. #
110	Candelabra	6	C3310