

## FEATURES & SPECIFICATIONS

### INTENDED USE

Provides an LED lighting platform to deliver general ambient lighting for surface-mount ceiling applications. Light engine delivers long life and excellent color to ensure a quality, low-maintenance light installation. Ideal for use in closets, foyers, hallways, corridors, bedrooms, offices, utility work areas, and more.

### CONSTRUCTION

The LED wrap is constructed of a metal housing with decorative plastic end caps. The white acrylic diffuser provides even illumination and softens the appearance of the LEDs for improved aesthetics.

### OPTICS

2' wrap produces 1,200 lumens and 4' produces 2,380 lumens, both at 50,000 hours life.

Thermal formed diffuser is of highly transmissive material to minimize lamp image and provides high-angle brightness control. One piece contemporary design wrap around diffuser softens appearance for improved aesthetics.

### ELECTRICAL

Long-life LEDs, coupled with a high-efficiency driver, provide extended service life. Standard input = 20/40 watts (2'/4'), 60 lumens per watt. FMLWL is rated to deliver L70 performance at 50,000 hours. Fixture operates at 120 volts, 60Hz.

### LISTINGS

UL certified to US and Canadian standards. Listed for damp locations. ENERGY STAR® certified.

### WARRANTY

5-year limited warranty. Complete warranty terms located at [www.acuitybrands.com/CustomerResources/Terms\\_and\\_conditions.aspx](http://www.acuitybrands.com/CustomerResources/Terms_and_conditions.aspx)

NOTE: Actual performance may differ as a result of end-user environment and application. All values are design or typical values, measured under laboratory conditions at 25°C. Specifications subject to change without notice.


Catalog Number
Notes
Type

Decorative Indoor

# LED Wrap Linear Flush Mount



LINEAR LED



### Specifications

	2'	4'
Width:	5-1/2 (14.0)	5-1/2 (14.0)
Length:	24-1/2 (62.2)	47-2/5 (120.4)
Depth:	2-3/5 (6.6)	2-3/5 (6.6)
Weight:	2.5 lbs (1.0 kg)	5.0 lbs (2.3 kg)

All dimensions are inches (centimeters) unless otherwise indicated.

### ORDERING INFORMATION

For shortest lead times, configure product using **bolded options**.

**Example:** FMLWL 48 840

Series <sup>1</sup>	CRI	Color temperature
<b>FMLWL 24</b> 2' LED wrap	<b>8</b> >80	<b>40</b> 4000 K
<b>FMLWL 48</b> 4' LED wrap		35 3500 K <sup>2</sup>
		30 3000 K <sup>3</sup>
		27 2700 K <sup>2</sup>

Accessories / Replacement parts	
<b>DFMLWL24</b>	2' white acrylic diffuser
<b>DFMLWL48</b>	4' white acrylic diffuser

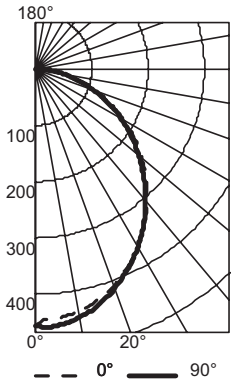
### Notes

- 1 Use with non-dimmable switches only.
- 2 Minimum 90-day lead time for non-standard color temperatures; minimum 50 order quantity.
- 3 Minimum 50-day lead time for non-stock color temperatures; minimum 50 order quantity.

# LED Linear Flush Mount

## PHOTOMETRICS

**FMLWL 24 840**, 1,200 delivered lumens, test no. LTL25857, tested in accordance to IESNA LM-79.



### CP Summary

	0°	90°
0°	455	455
5°	444	457
15°	425	434
25°	388	390
35°	338	336
45°	278	272
55°	215	208
65°	146	142
75°	77	80
85°	16	29
90°	1	14

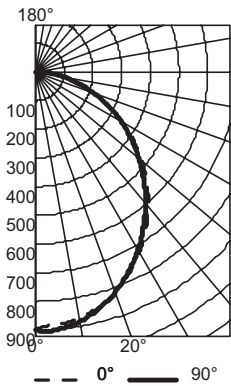
### Coefficients of Utilization

pc	20%					
	80%		70%		50%	
pw	70%	50%	30%	50%	30%	10%
	0	119	119	119	116	116
1	109	104	99	101	98	94
2	99	91	84	89	82	77
3	90	80	72	78	70	64
4	83	71	62	69	61	55
5	76	63	54	62	54	47
6	70	57	48	56	48	42
7	65	52	43	51	43	37
8	61	47	39	47	39	33
9	57	43	35	43	35	30
10	53	40	32	40	32	27

### Zonal Lumen Summary

Zone	Lumens	% Lamp	% Fixture
0° - 30°	344	28.4	28.4
0° - 40°	554	45.8	45.8
0° - 60°	952	78.7	78.7
0° - 90°	1202	99.3	99.3
90° - 120°	8	0.6	0.6
90° - 130°	8	0.7	0.7
90° - 150°	8	0.7	0.7
90° - 180°	8	0.7	0.7
0° - 180°	1210	100.0	100.0

**FMLWL 48 840**, 2,383 delivered lumens, test no. LTL25859, tested in accordance to IESNA LM-79.



### CP Summary

	0°	90°
0°	899	899
5°	884	901
15°	848	854
25°	775	768
35°	670	656
45°	550	534
55°	419	407
65°	286	280
75°	155	157
85°	34	59
90°	2	30

### Coefficients of Utilization

pc	20%					
	80%		70%		50%	
pw	70%	50%	30%	50%	30%	10%
	0	119	119	119	116	116
1	109	104	100	101	98	94
2	99	91	84	89	82	77
3	90	80	72	78	71	64
4	83	71	62	69	61	55
5	76	63	54	62	54	47
6	70	57	48	56	48	42
7	65	52	43	51	43	37
8	61	47	39	47	39	33
9	57	44	35	43	35	30
10	53	40	32	40	32	27

### Zonal Lumen Summary

Zone	Lumens	% Lamp	% Fixture
0° - 30°	680	28.5	28.5
0° - 40°	1094	45.9	45.9
0° - 60°	1879	78.8	78.8
0° - 90°	2370	99.5	99.5
90° - 120°	12	0.5	0.5
90° - 130°	12	0.5	0.5
90° - 150°	12	0.5	0.5
90° - 180°	12	0.5	0.5
0° - 180°	2383	100.0	100.0

## LIGHTING FACTS

Lithonia Lighting

**LED lighting facts®**  
A Program of the U.S. DOE

---

**Light Output (Lumens)** **1200**

**Watts** **19.6**

**Lumens per Watt (Efficacy)** **61**

---

**Color Accuracy** **85**

Color Rendering Index (CRI)

---

**Light Color** **4000 (Bright White)**

Correlated Color Temperature (CCT)

2700K
3000K
4500K
6500K

All results are according to IESNA LM-79-2008: Approved Method for the Electrical and Photometric Testing of Solid-State Lighting. The U.S. Department of Energy (DOE) verifies product test data and results.

Visit [www.lightingfacts.com](http://www.lightingfacts.com) for the Label Reference Guide.

Registration Number: NJSM-K8MDGA (7/14/2014)  
Model Number: FMLWL 24 840  
Type: Luminaire - Decorative

Lithonia Lighting

**LED lighting facts®**  
A Program of the U.S. DOE

---

**Light Output (Lumens)** **2380**

**Watts** **40**

**Lumens per Watt (Efficacy)** **59**

---

**Color Accuracy** **85**

Color Rendering Index (CRI)

---

**Light Color** **4000 (Bright White)**

Correlated Color Temperature (CCT)

2700K
3000K
4500K
6500K

All results are according to IESNA LM-79-2008: Approved Method for the Electrical and Photometric Testing of Solid-State Lighting. The U.S. Department of Energy (DOE) verifies product test data and results.

Visit [www.lightingfacts.com](http://www.lightingfacts.com) for the Label Reference Guide.

Registration Number: NJSM-XVBDFJ (7/14/2014)  
Model Number: FMLWL 48 840  
Type: Luminaire - Decorative