



## Product family features






- True multi-location dimming from every location
- Use the infrared (IR) remote control to adjust lights from anywhere in the room—up to 30 ft line-of-sight
- Tap on to preset level; tap off; tap twice for full on
- Touch rocker to adjust light level
- LEDs indicate light level and glow softly in the dark as a locator light
- Delayed off provides light as you exit the room
- Programming allows customized functions
- Coordinating Claro®, Satin Colors®, and Stainless Steel wallplates only available separately
- Custom engraving available for wallplates; see p. 237

## Control types

 Single-pole (one location)

 Multi-location dimming (up to 10 locations)

## Direct load type compatibility

-  Incandescent/halogen lighting
-  Magnetic low-voltage lighting
-  Electronic low-voltage lighting
-  Ceiling fan controls
-  Ceiling fan/light controls

Lighting load interfaces are not compatible with this family.

Shown actual size: Maestro IR dimmer and a 1-gang Claro wallplate in White (WH).

Shown actual size: IR transmitter in White (WH),  
W: 1.5 in (38.1 mm) x H: 4.625 in (117.5 mm) x  
D: .55 in (14 mm).

### Available finishes

Use **BOLD** color code in model number (Example: MIR-600-**LS**)

Gloss finishes\*



**WH**  
White



**LA**  
Light Almond



**AL**  
Almond



**IV**  
Ivory



**GR**  
Gray



**BR**  
Brown



**BL**  
Black

Satin Colors® finishes\*



**SW**  
Snow



**LS**  
Limestone



**BI**  
Biscuit



**ES**  
Eggshell



**PD**  
Palladium



**TP**  
Taupe



**ST**  
Stone



**BG**  
Bluestone



**PL**  
Plum



**SG**  
Sea Glass



**TQ**  
Turquoise



**GS**  
Goldstone



**DS**  
Desert Stone



**GB**  
Greenbriar

Metal finish wallplate\*\*



**MS**  
Mocha Stone



**TC**  
Terracotta



**SI**  
Sienna



**HT**  
Hot



**MR**  
Merlot



**MN**  
Midnight



**SS**  
Stainless Steel

\* Coordinating wallplates only available separately. For wallplate information, see p. 236.

\*\* Stainless Steel wallplate only available separately and includes black plastic trim/adaptor, visible from side. Match with separate Black (BL) or Midnight (MN) controls. For wallplate information, see p. 236.



## Remote control digital fade dimmers



- Provides true dimming from each location (with companion dimmers)
- Tap on to preset level; tap off
- Touch rocker to adjust light level
- Tap twice for full on
- Press, hold and release for gradual fade-to-off

### **Incandescent/halogen dimmers**

#### Remote control digital fade dimmers\*

Single-pole 120V 600W	MIR-600- <b>XX</b> <sup>1</sup>
Single-pole 120V 1000W	MIR-1000- <b>XX</b> <sup>1</sup>
Multi-location 120V 600W	MIR-600M- <b>XX</b> <sup>1</sup>
Multi-location 120V 1000W	MIR-1000M- <b>XX</b> <sup>1</sup>

#### Remote control digital fade dimmers\* with IR remote control

Single-pole 120V 600W	MIR-600T- <b>XX</b> <sup>1</sup>
Single-pole 120V 1000W	MIR-1000T- <b>XX</b> <sup>1</sup>
Multi-location 120V 600W	MIR-600MT- <b>XX</b> <sup>1</sup>
Multi-location 120V 1000W	MIR-1000MT- <b>XX</b> <sup>1</sup>

#### Remote control digital fade dimmer\*, IR remote control and wallplate

Single-pole 120V 600W	MIR-600THW- <b>XX</b> <sup>2</sup>
--------------------------	------------------------------------

Remote control digital fade dimmer\*, IR remote control, companion dimmer, and two wallplates

Multi-location 120V 600W	MIR-603THW- <b>XX</b> <sup>2</sup>
-----------------------------	------------------------------------

### **Magnetic low-voltage dimmers**

#### Remote control digital fade dimmers\*

Single-pole 120V 600 VA (450 W)	MIRLV-600- <b>XX</b> <sup>1</sup>
Single-pole 120V 1000 VA (800 W)	MIRLV-1000- <b>XX</b> <sup>1</sup>
Multi-location 120V 600 VA (450 W)	MIRLV-600M- <b>XX</b> <sup>1</sup>
Multi-location 120V 1000 VA (800 W)	MIRLV-1000M- <b>XX</b> <sup>1</sup>

The stated VA (Volt-Ampere) rating includes the magnetic transformer heat losses and the lamp load. The stated W (Watt) rating is the maximum lamp wattage based on assumed 20% transformer loss.

### **Electronic low-voltage dimmers**

#### Remote control digital fade dimmers\*\*

Single-pole 120V 600W	MIRELV-600- <b>XX</b> <sup>1</sup>
Multi-location 120V 600W	MIRELV-600M- <b>XX</b> <sup>1</sup>

**XX**<sup>1</sup>: Gloss and Satin Colors® codes, see p. 77

**XX**<sup>2</sup>: Gloss color codes, see p. 77

Wallplates not included. Order separately, see p. 236

All models must be derated if ganged unless otherwise noted, see p. 250–252.

\* Minimum load required, see specification submittal

\*\* **Requires neutral wire connection**

## Companion dimmers



- For true multi-location dimming from every location; use up to nine companion dimmers with one Maestro IR multi-location dimmer

### Companion controls

#### Companion dimmer

Companion dimmer 120V	MA-R- <b>XX</b> <sup>1</sup>
Companion dimmer 120V	MSC-AD- <b>XX</b> <sup>2</sup>

## Remote control digital fan controls



- Multi-location, fan only
- Controls up to four fans
- One canopy module included; order one canopy module (CM-FQ1) for each additional fan controlled
- 7 quiet fan speeds, plus off
- Designed to prevent motor hum
- Models may be used with up to two companion fan controls (MA-ALFQ4-).

### Fan controls

#### Remote control digital fan control—quiet 7-speed and canopy module (fan-mounted)

Multi-location/single-pole 120V 4 A (1 A per fan)	MIR-FQ4FM- <b>XX</b> <sup>3</sup>
--	-----------------------------------

No derating required if ganged.

#### Remote control digital fan control—quiet 7-speed, canopy module (fan-mounted), and IR remote control

Multi-location/single-pole 120V 4 A (1 A per fan)	MIR-FQ4FMT- <b>XX</b> <sup>3</sup>
--	------------------------------------

No derating required if ganged.

**XX**<sup>1</sup>: Gloss color codes, see p. 77

**XX**<sup>2</sup>: Satin Colors codes, see p. 7

**XX**<sup>3</sup>: Gloss and Satin Colors® codes, see p. 77

Wallplates not included. Order separately,  
see p. 236

## Remote control digital fan/light controls

(two loads)



### **Dimmer** (top)

- Tap on to preset light level; tap off
- Tap twice for full on
- Touch rocker to adjust light level

### **Fan control** (bottom)

- Tap on to preset fan speed; tap off
- Touch rocker to adjust light level or fan speed
- 7 quiet fan speeds, plus off provide enhanced comfort
- Designed to prevent motor hum
- For use with only one fan/light
- Multi-location model may be used with up to two companion fan/light controls (MA-ALFQ35-).

## Canopy module

(fan-mounted)



- For use in multi-fan applications with MIR-FQ4FMT or MIR-FQ4FM-
- Order one canopy module for each additional fan controlled
- Use up to three additional fan-mounted canopy modules for up to four fans total (controlled as one group)



### Fan/light control

#### Canopy module (fan-mounted)

Canopy module	CM-FQ1
120V 1A	

All Maestro fan and fan/light controls include one canopy module for control of one fan.



### Fan/light controls

Remote control digital fan/light control—  
quiet 7-speed, canopy module (fan-mounted),  
and IR remote control

Multi-location/single-pole	MIR-LFQMT- <b>XX</b> <sup>1</sup>
120V 300W dimmer (top)	
Incandescent/halogen	
1 A fan (bottom)	

No derating required if ganged.

Remote control digital fan/light control—  
quiet 7-speed, canopy module (fan-mounted),  
and IR remote control, and wallplate

Single-pole	MIR-LFQTHW- <b>XX</b> <sup>2</sup>
120V 300W dimmer (top)	
Incandescent/halogen	
1 A fan (bottom)	

No derating required if ganged.

**XX**<sup>1</sup>: Gloss and Satin Colors® codes, see p. 77

**XX**<sup>2</sup>: Gloss color codes, see p. 77

Wallplates not included. Order separately,  
see p. 236

## Companion fan control



- For use with multi-location control; use up to two companion fan controls with one Maestro IR digital fan control

### Companion control

#### Companion fan control

Companion fan control MA-AFQ4-**XX**<sup>1</sup>  
120V

Use up to two wall-mounted companion fan controls with one MA-FQ4FM or MIR-FQ4FM for multi-location fan control.

## Companion fan/light control



- For use with multi-location control; use up to two companion controls with one Maestro multi-location fan/light control (MA-LFQM)

### Companion control

#### Companion fan/light control

Companion fan/light control MA-ALFQ35-**XX**<sup>1</sup>  
120V

Use up to two wall-mounted controls with only one Maestro multi-location fan/light control.

**XX**<sup>1</sup>: Gloss and Satin Colors® codes, see p. 77  
Wallplates not included. Order separately,  
see p. 236

Light IR remote control



- Press and hold silver button to save your favorite light setting; press silver button to recall the preset light setting
- Touch rocker to adjust light level
- Works with most learning remote controls
- IR controls must be within 30 ft line-of-sight to IR receiver
- IR frequency is 40 kHz
- Batteries included

Fan IR remote control



- Press and hold silver button to save your favorite fan setting; press silver button to recall the preset fan setting
- Touch rocker to adjust fan speed
- Works with most learning remote controls
- IR controls must be within 30 ft line-of-sight to IR receiver
- IR frequency is 40 kHz
- Batteries included

Companion control

Light IR remote control

IR remote control (light only)	MIR-ITFS-WH
-----------------------------------	-------------

Companion control

Fan IR remote control

IR remote control (fan only)	MIR-ITFS-F-WH
---------------------------------	---------------